

keep **in**
touch

ABK

keep .in touch

Le sfide imposte da una realtà mutata e imprevedibile ci hanno portato a gestire il nostro lavoro in maniera nuova, rafforzando il ruolo della comunicazione, specie quella a distanza. Condividere i risultati della nostra attività di ricerca e sperimentazione è il modo migliore per accorciare le distanze. Restiamo in contatto, keep in touch.

The challenges imposed by a changed and unpredictable reality pushed us to manage our work in a new way, making the role of the communication more important, especially the one made on distance. Sharing the results of our activity of research and experimentation is the best way to shorten distance. Stay close, keep in touch.



BREAK DOWN

THE DISTANCE

Index

CONCRETE	BLEND GHOST LAB325 CROSSROAD CHALK DOWNTOWN DOCKS
SOLID COLOURS	CHROME
METAL	INTERNO 9 WIDE INTERNO 9
STONE	ATLANTIS NATIVE ALPES WIDE ALPES RAW MONOLITH UNIKA RE-WORK FOSSIL
MARBLE	SENSI SIGNORIA SENSI GEMS SENSI UP SENSI GRACE
WOOD	ECO CHIC NEST CROSSROAD WOOD DOLPHIN SOLERAS
RUSTIC	PETRAIA
OUT.20	BLEND / LAB325 / GENT ATLANTIS / GHOST NATIVE / UNIKA / RE-WORK DOLPHIN / SOLERAS / ECO CHIC
OUT.30	LAB325 / TRENTO
DECOR	WIDE&STYLE MINI PLAY CROSSROAD BRICK
WALL	DO UP DO UP TOUCH
SOLUTIONS	LEVEL FACTORY
HARDKOLL	COLLANTI E SIGILLANTI
TECH	INFORMAZIONI TECNICHE

CONNECTED

STAY

keep ⁱⁿ touch

Il catalogo è uno degli strumenti principali che guida tuttora le relazioni fra Aziende, rivenditori e consumatori. Ancora una volta ABK, seguendo il proprio stile, traduce le tendenze e le innovazioni del settore ceramico in qualcosa di accattivante e fruibile, al servizio della progettazione quotidiana.

The catalogue is one of the principal tools that still nowadays keep together the relationship between firms, resellers and consumers.

Once again ABK, following its own style, translates the trends and the innovations of the ceramic sector in something captivating and usable for the everyday design.

Index

CONCRETE	BLEND GHOST LAB325 CROSSROAD CHALK DOWNTOWN DOCKS
SOLID COLOURS	CHROME
METAL	INTERNO 9 WIDE INTERNO 9
STONE	ATLANTIS NATIVE ALPES WIDE ALPES RAW MONOLITH UNIKA RE-WORK FOSSIL
MARBLE	SENSI SIGNORIA SENSI GEMS SENSI UP SENSI GRACE
WOOD	ECO CHIC NEST CROSSROAD WOOD DOLPHIN SOLERAS
RUSTIC	PETRAIA
OUT.20	BLEND / LAB325 / GENT ATLANTIS / GHOST NATIVE / UNIKA / RE-WORK DOLPHIN / SOLERAS / ECO CHIC
OUT.30	LAB325 / TRENTO
DECOR	WIDE&STYLE MINI PLAY CROSSROAD BRICK
WALL	DO UP DO UP TOUCH
SOLUTIONS	LEVEL FACTORY
HARDKOLL	COLLANTI E SIGILLANTI
TECH	INFORMAZIONI TECNICHE

keep in touch

Per ABK il cambiamento non è mai stato vissuto come un rischio, anzi rappresenta l'opportunità di essere sempre in sintonia con le esigenze del gusto e del mercato. Cambiare significa crescere e per farlo abbiamo bisogno di chi, ogni giorno, cresce insieme a noi.



GROW UP
TOGETHER

For ABK the change has never been lived as a risk but as the opportunity to be always in sintony with the needs of taste and the market. To change means growing up and in order to do that we need the help of those who grow up together with us everyday.

Index

CONCRETE	BLEND GHOST LAB325 CROSSROAD CHALK DOWNTOWN DOCKS
SOLID COLOURS	CHROME
METAL	INTERNO 9 WIDE INTERNO 9
STONE	ATLANTIS NATIVE ALPES WIDE ALPES RAW MONOLITH UNIKA RE-WORK FOSSIL
MARBLE	SENSI SIGNORIA SENSI GEMS SENSI UP SENSI GRACE
WOOD	ECO CHIC NEST CROSSROAD WOOD DOLPHIN SOLERAS
RUSTIC	PETRAIA
OUT.20	BLEND / LAB325 / GENT ATLANTIS / GHOST NATIVE / UNIKA / RE-WORK DOLPHIN / SOLERAS / ECO CHIC
OUT.30	LAB325 / TRENTO
DECOR	WIDE&STYLE MINI PLAY CROSSROAD BRICK
WALL	DO UP DO UP TOUCH
SOLUTIONS	LEVEL FACTORY
HARDKOLL	COLLANTI E SIGILLANTI
TECH	INFORMAZIONI TECNICHE

Index

ALFABETICO
ALPHABETICAL

GRES PORCELLANATO
PORCELAIN TILES

A	B	C	D
ALPES WIDE 118 ALPES RAW 124 ATLANTIS 096 ATLANTIS OUT.20 252	BLEND 014 BLEND OUT.20 250	CROSSROAD CHALK 054 CHROME 078 CROSSROAD WOOD 218	DOCKS 070 DOLPHIN 226 DOLPHIN OUT.20 254 DOWNTOWN 062
E	F	G	I
ECO CHIC 204 ECO CHIC OUT.20 254	FOSSIL 150	GENT OUT.20 251 GHOST 028 GHOST OUT.20 252 GRACE 202	INTERNO 9 WIDE 082 INTERNO 9 088
L	M	N	P
LAB325 042 LAB325 OUT.20 250	MONOLITH 130	NATIVE 110 NATIVE OUT.20 253 NEST 212	PETRAIA 242
R	S	U	
RE-WORK 146 RE-WORK OUT.20 253	SENSI 194 SENSI GEMS 168 SENSI SIGNORIA 156 SENSI UP 180 SOLERAS 234 SOLERAS OUT.20 254	UNIKA 136 UNIKA OUT.20 253	

OUT.20 OUTDOOR 20MM 249

OUT.30 OUTDOOR 30MM 258

DECORAZIONE E RIVESTIMENTO
DECOR & WALL

CROSSROAD BRICK 286
DO UP 288
DO UP TOUCH 296
PLAY 276
WIDE&STYLE MINI 264

SOLUTIONS

FACTORY 304
LEVEL 302

COLLANTI E SIGILLANTI
PER EDILIZIA

BUILDING ADHESIVES
AND SEALANTS

HARDKOLL 306

INFORMAZIONI
TECNICHE
TECHNICAL
INFORMATION 312

INDEX PER FORMATO BY SIZE

GRES PORCELLANATO
PORCELAIN TILES

160x320 ALPES WIDE 118
ATLANTIS 096
CROSSROAD CHALK 054
CHROME 078
INTERNO 9 WIDE 082
LAB325 042
NATIVE 110
SENSI UP 180
SENSI GEMS 168

120x280 ATLANTIS 096
BLEND 014
CHROME 078
GHOST 028
LAB325 042
MONOLITH 130
SENSI SIGNORIA 156
SENSI UP 180
SENSI GEMS 168
INTERNO 9 088
CROSSROAD CHALK 054

120x240 ALPES WIDE 118

120x120 ALPES WIDE 118
ATLANTIS 096
BLEND 014
CROSSROAD CHALK 054
GHOST 028
INTERNO 9 WIDE 082
LAB325 042
MONOLITH 130
NATIVE 110
SENSI GEMS 168
SENSI SIGNORIA 156
SENSI UP 180

90x90 ATLANTIS 096
BLEND 014
BLEND OUT.20 250
BLEND OUT.30 260
GHOST 028
GHOST OUT.20 252
NATIVE OUT.20 253

60x90 ATLANTIS OUT.20 252

80x160 ALPES WIDE 118
CROSSROAD CHALK 054
INTERNO 9 WIDE 082
LAB325 042

26x200 CROSSROAD WOOD 218

40x170 DOLPHIN 226
SOLERAS 234

20x170 DOLPHIN 226
ECO CHIC 204
NEST 212
SOLERAS 234

30x180 ECO CHIC OUT.20 254

60x120 ALPES RAW 124
ATLANTIS 096
BLEND 014
BLEND OUT.20 250
CROSSROAD CHALK 054
DOCKS 070
DO UP 288
DO UP TOUCH 296
GENT OUT.20 251
GHOST 028
INTERNO 9 088
LAB325 042
LAB325 OUT.20 250
MONOLITH 130
SENSI 194
SENSI GEMS 168
SENSI SIGNORIA 156
SENSI UP 180
NATIVE 110
UNIKA 136
WIDE&STYLE MINI 264

40x120 SENSI SIGNORIA 156
SENSI GEMS 168

30x120 DOLPHIN OUT.20 254
DO UP 288
DO UP TOUCH 296
GHOST 028
INTERNO 9 088
LAB325 042
SENSI 192
SOLERAS OUT.20 254
NATIVE 110
TRENTO OUT.30 260
UNIKA 136

20x120 CROSSROAD WOOD 218
DOLPHIN 226
ECO CHIC 204
NEST 212
SOLERAS 234

80x80 ALPES WIDE 118
CROSSROAD CHALK 054
DOCKS 070
DOWNTOWN 062
INTERNO 9 WIDE 082
LAB325 042
NATIVE 110

40x80 DOCKS 070
RE-WORK 146
RE-WORK OUT.20 253
UNIKA 136
UNIKA OUT.20 253

20x80 RE-WORK 146
SOLERAS 234

13,5x80 SOLERAS 234

60x60 ALPES RAW 124
ATLANTIS 096
BLEND 014
DOCKS 070
DOWNTOWN 062
FACTORY 304
GRACE 202
GHOST 028
INTERNO 9 088
LAB325 042
LEVEL 302
MONOLITH 130
NATIVE 110
RE-WORK 146
SENSI 194
UNIKA 136

30x60 ALPES RAW 124
ATLANTIS 096
BLEND 014
DOCKS 070
DOWNTOWN 062
FACTORY 304
FOSSIL 150
GHOST 028
INTERNO 9 088
LEVEL 302
MONOLITH 130
NATIVE 110
SENSI 194
UNIKA 136

50x50 FOSSIL 150
PETRAIA 242

33,3x33,3 PETRAIA 242

16,65x33,3 PETRAIA 242

7,5x30 CROSSROAD BRICK 286
DO UP TOUCH 296

20x40 LAB325 042
RE-WORK 146
UNIKA 136

20x20 PLAY 276
RE-WORK 146
UNIKA 136

11,5x23 GHOST 028

Index

CONCRETE

BLEND
GHOST
LAB325
CROSSROAD CHALK
DOWNTOWN
DOCKS

SOLID COLOURS

CHROME

METAL

INTERNO 9 WIDE
INTERNO 9

STONE

ATLANTIS
NATIVE
ALPES WIDE
ALPES RAW
MONOLITH
UNIKA
RE-WORK
FOSSIL

MARBLE

SENSI SIGNORIA
SENSI GEMS
SENSI UP
SENSI
GRACE

WOOD

ECO CHIC
NEST
CROSSROAD WOOD
DOLPHIN
SOLERAS

RUSTIC

PETRAIA

OUT.20

BLEND / LAB325 / GENT
ATLANTIS / GHOST
NATIVE / UNIKA / RE-WORK
DOLPHIN / SOLERAS / ECO CHIC

OUT.30

LAB325 / TRENTO

DECOR

WIDE&STYLE MINI
PLAY
CROSSROAD BRICK

WALL

DO UP
DO UP TOUCH

SOLUTIONS

LEVEL
FACTORY

HARDKOLL

COLLANTI E SIGILLANTI

TECH

INFORMAZIONI TECNICHE

GRES
PORCELLANATO
PORCELAIN TILES

PRINCIPALI
FORMATI
DISPONIBILI
MAIN SIZES
AVAILABLE

CONCRETE - METAL - SOLID COLOURS



BLEND CONCRETE	PAG 14	PAG 14	PAG 28	PAG 42	PAG 54	PAG 62	PAG 70	PAG 82	PAG 88	PAG 78
CROSSROAD CHALK	DOWNTOWN	DOCKS	INTERNO 9 WIDE	INTERNO 9	CHROME					
120x280 120x120 90x90 60x120 60x60 30x60	90x90 60x120 60x60 30x60	120x280 120x120 90x90 60x120 30x120 60x60 30x60	160x320 120x280 80x160 120x120 80x80 60x120 30x120 60x60 20x40	160x320 120x280 80x160 120x120 60x120 80x80	80x80 60x60 30x60	60x120 80x80 40x80 60x60 30x60	160x320 120x280 80x160 120x120 80x80	60x120 30x120 60x60 30x60	160x320 120x280 40x120	
IRON	MULTIBLACK			COAL		BLACK	DARK	DARK	BLACK	
GREY		TAUPE	PEPPER	SMOKE	GRAPHITE	GREY				
	GREY	GREY	ASH	GREY	ASH	SILVER	SILVER	SILVER		
MOON	MULTIWHITE	IVORY	PEARL	WHITE	IVORY	WHITE	PEARL	PEARL	WHITE	
		CLAY			ECRU	BONE		DUNE		
ASH	TAUPE	ROPE		SAND	EARTH	WARM				
			TAUPE					MUD		
							RUST	RUST		
		JADE								

MARBLE

PAG 156	PAG 168	PAG 180	PAG 194	PAG 202
SENSI SIGNORIA	SENSI GEMS	SENSI UP	SENSI	GRACE
120x280 120x120 60x120	160x320 120x280 120x120 60x120 40x120	160x320 120x280 120x120 60x120 80x80	60x120 30x120 60x60 30x60	60x60
PORT GOLD	TITANIUM BLACK	MARQUINA SELECT	PIETRA GREY	
GRIGIO SIENA		GRAND ANTIQUE		
ROMA IMPERIALE				
LILAC GREY		INVISIBLE PEARL	ARABESQUE SILVER	PULPIS
CALACATTA VENA ORO	ICEBERG	STATUARIO ULTRA	STATUARIO WHITE	STATUARIO
		STATUARIO VERSILIA		
	CRYSTAL	CALACATTA GOLD	BRECCIA MELANGE	CALACATTA SELECT
	TAJ MAHAL	ONICE BEIGE	SAHARA CREAM	ALABASTRO
LABRADORITE				

WOOD

PAG 204	PAG 212	PAG 218	PAG 226	PAG 234
ECO CHIC	NEST	CROSSROAD WOOD	DOLPHIN	SOLERAS
20x170 20x120	20x170 20x120	26x200 20x120	40x170 20x170 20x120 30x120	40x170 20x170 20x120 20x80 13,5x80 30x120
		COAL		
			COAL	ANTRACITE
	TAUPE	GREY	GREY	
			MOON	GRIGIO
		WHITE		BIANCO
ALMOND	BEIGE	SAND	MILK	NATURALE
NATURALE	OAK	AMBER	CLAY	BEIGE
AVANA		TAN	OAK	HAVANA
BROWN				
	BLUE			

STONE

PAG 96	PAG 110	PAG 118	PAG 124	PAG 130	PAG 136	PAG 146	PAG 150
ATLANTIS	NATIVE	ALPES WIDE	ALPES RAW	MONOLITH	UNIKA	RE-WORK	FOSSIL
160x320 120x280 120x120 90x90 60x120 60x60 30x60	160x320 120x120 60x120 30x120 90x90 60x120 60x60 30x60	160x320 120x240 80x160 120x120 80x80	60x120 60x60 30x60	120x280 120x120 60x120 60x60 30x60	60x120 30x120 20x40 40x80	40x80 20x80 60x60 20x40 20x20	50x50 30x60
	EBONY			GRAPHITE			
SMOKE	FOG						
GREY	FOREST	LEAD	LEAD	FOG	SMOKE	FOG	
	ASH	GREY	GREY	GREIGE	GREY	SILVER	LIGHT GREY
MOON		IVORY	IVORY		CREAM	WHITE	
SAND		SAND	SAND		ECRU	BEIGE	CREAM
TAUPE							BEIGE
	RED				BRONZE		BROWN
							BLUE

Index

CONCRETE

BLEND
GHOST
LAB325
CROSSROAD CHALK
DOWNTOWN
DOCKS

SOLID COLOURS

CHROME

METAL

INTERNO 9 WIDE
INTERNO 9

STONE

ATLANTIS
NATIVE
ALPES WIDE
ALPES RAW
MONOLITH
UNIKA
RE-WORK
FOSSIL

MARBLE

SENSI SIGNORIA
SENSI GEMS
SENSI UP
SENSI
GRACE

WOOD

ECO CHIC
NEST
CROSSROAD WOOD
DOLPHIN
SOLERAS

RUSTIC

PETRAIA

OUT.20

BLEND / LAB325 / GENT
ATLANTIS / GHOST
NATIVE / UNIKA / RE-WORK
DOLPHIN / SOLERAS / ECO CHIC

OUT.30

LAB325 / TRENTO

DECOR

WIDE&STYLE MINI
PLAY
CROSSROAD BRICK

WALL

DO UP
DO UP TOUCH

SOLUTIONS

LEVEL
FACTORY

HARDKOLL

COLLANTI E SIGILLANTI

TECH

INFORMAZIONI TECNICHE

Content table

GRES PORCELLANATO
PORCELAIN TILES

FLOOR & WALL TILES

GRES PORCELLANATO
PORCELAIN TILES



PAVIMENTI E

RIVESTIMENTI

CONCRETE

BLEND 014
GHOST 028
LAB325 042
CROSSROAD CHALK 54
DOWNTOWN 062
DOCKS 070

SOLID COLOURS

CHROME 078

METAL

INTERNO 9 WIDE 082
INTERNO 9 088

STONE

ATLANTIS 96
NATIVE 110
ALPES WIDE 118
ALPES RAW 124
MONOLITH 130
UNIKA 136
RE-WORK 146
FOSSIL 150

MARBLE

SENSI SIGNORIA 156
SENSI GEMS 168
SENSI UP 180
SENSI 194
GRACE 202

WOOD

ECO CHIC 204
NEST 212
CROSSROAD WOOD 218
DOLPHIN 226
SOLERAS 234

RUSTIC

PETRAIA 242

Index

CONCRETE

BLEND
GHOST
LAB325
CROSSROAD CHALK
DOWNTOWN
DOCKS

SOLID COLOURS

CHROME

METAL

INTERNO 9 WIDE
INTERNO 9

STONE

ATLANTIS
NATIVE
ALPES WIDE
ALPES RAW
MONOLITH
UNIKA
RE-WORK
FOSSIL

MARBLE

SENSI SIGNORIA
SENSI GEMS
SENSI UP
SENSI
GRACE

WOOD

ECO CHIC
NEST
CROSSROAD WOOD
DOLPHIN
SOLERAS

RUSTIC

PETRAIA

OUT.20

BLEND / LAB325 / GENT
ATLANTIS / GHOST
NATIVE / UNIKA / RE-WORK
DOLPHIN / SOLERAS / ECO CHIC

OUT.30

LAB325 / TRENTO

DECOR

WIDE&STYLE MINI
PLAY
CROSSROAD BRICK

WALL

DO UP
DO UP TOUCH

SOLUTIONS

LEVEL
FACTORY









HARDKOLL

COLLANTI E SIGILLANTI

TECH

INFORMAZIONI TECNICHE

BLEND

GRES PORCELLANATO TUTTA MASSA / FULL BODY PORCELAIN			
6 mm 120x280 nat.	9 mm 120x120 nat. 60x120 nat. 90x90 nat. / lapp. 60x60 nat. / R11 30x60 nat.	20 mm 60x120 R11 90x90 R11	
 CONCRETE MOON	 CONCRETE ASH	 CONCRETE GREY	 CONCRETE IRON
 DOTS MULTIWHITE	 DOTS MULTIBLACK	 DOTS TAUPE	 DOTS GREY

Index

CONCRETE	BLEND
	GHOST LAB325 CROSSROAD CHALK DOWNTOWN DOCKS
SOLID COLOURS	CHROME
METAL	INTERNO 9 WIDE INTERNO 9
STONE	ATLANTIS NATIVE ALPES WIDE ALPES RAW MONOLITH UNIKA RE-WORK FOSSIL
MARBLE	SENSI SIGNORIA SENSI GEMS SENSI UP SENSI GRACE
WOOD	ECO CHIC NEST CROSSROAD WOOD DOLPHIN SOLERAS
RUSTIC	PETRAIA
OUT.20	BLEND / LAB325 / GENT ATLANTIS / GHOST NATIVE / UNIKA / RE-WORK DOLPHIN / SOLERAS / ECO CHIC
OUT.30	LAB325 / TRENTO
DECOR	WIDE&STYLE MINI PLAY CROSSROAD BRICK
WALL	DO UP DO UP TOUCH
SOLUTIONS	LEVEL FACTORY
HARDKOLL	COLLANTI E SIGILLANTI
TECH	INFORMAZIONI TECNICHE





wall BLEND
 CONCRETE GREY 120x280 nat. rett., BLEND COMBO GREY 60x120 nat. rett.,
 CHROME WHITE SOFT 120x280

floor BLEND
 CONCRETE GREY 60x60 nat. rett.

BATH DESIGN - WASHBASIN AND VANITY TOP
 CHROME WHITE SOFT 120x280



floor
 BLEND DOTS GREY 60x120 nat. rett.

Index

CONCRETE

BLEND

GHOST
 LAB325
 CROSSROAD CHALK
 DOWNTOWN
 DOCKS

SOLID COLOURS

CHROME

METAL

INTERNO 9 WIDE
 INTERNO 9

STONE

ATLANTIS
 NATIVE
 ALPES WIDE
 ALPES RAW
 MONOLITH
 UNIKA
 RE-WORK
 FOSSIL

MARBLE

SENSI SIGNORIA
 SENSI GEMS
 SENSI UP
 SENSI
 GRACE

WOOD

ECO CHIC
 NEST
 CROSSROAD WOOD
 DOLPHIN
 SOLERAS

RUSTIC

PETRAIA

OUT.20

BLEND / LAB325 / GENT
 ATLANTIS / GHOST
 NATIVE / UNIKA / RE-WORK
 DOLPHIN / SOLERAS / ECO CHIC

OUT.30

LAB325 / TRENTO

DECOR

WIDE&STYLE MINI
 PLAY
 CROSSROAD BRICK

WALL

DO UP
 DO UP TOUCH

SOLUTIONS

LEVEL
 FACTORY

HARDKOLL

COLLANTI E SIGILLANTI

TECH

INFORMAZIONI TECNICHE

BLEND

CONCRETE MOON

6 mm			
* 120x280	nat rett.	0008052	F 102,50
9 mm			
120x120	nat rett.	0005792	F 74,50
60x120	nat rett.	0005796	F 56,90
90x90	nat rett.	0005804	F 58,50
60x60	nat rett.	0005814	F 47,90
30x60	nat rett.	0008257	F 44,50



CONCRETE ASH


6 mm			
* 120x280	nat rett.	0008053	F 102,50
9 mm			
120x120	nat rett.	0005793	F 74,50
60x120	nat rett.	0005797	F 56,90
90x90	nat rett.	0005805	F 58,50
60x60	nat rett.	0005815	F 47,90
30x60	nat rett.	0008258	F 44,50



BLEND


CONCRETE IRON

6 mm			
* 120x280	nat rett.	0008645	F 102,50
9 mm			
120x120	nat rett.	0005795	F 74,50
60x120	nat rett.	0005799	F 56,90
90x90	nat rett.	0005807	F 58,50
60x60	nat rett.	0005817	F 47,90
30x60	nat rett.	0008260	F 44,50



CONCRETE GREY

6 mm			
* 120x280	nat rett.	0008644	F 102,50
9 mm			
120x120	nat rett.	0005794	F 74,50
60x120	nat rett.	0005798	F 56,90
90x90	nat rett.	0005806	F 58,50
60x60	nat rett.	0005816	F 47,90
30x60	nat rett.	0008259	F 44,50



* Fino ad esaurimento scorte l'art verrà consegnato nel formato 120x278 o 120x270 spessore 6 mm. The item will be delivered 6 mm thick in 120x278 or 120x270 size until stocks are exhausted.

CONCRETE

Index

CONCRETE

BLEND

GHOST
LAB325
CROSSROAD CHALK
DOWNTOWN
DOCKS

SOLID COLOURS

CHROME

METAL

INTERNO 9 WIDE
INTERNO 9

STONE

ATLANTIS
NATIVE
ALPES WIDE
ALPES RAW
MONOLITH
UNIKA
RE-WORK
FOSSIL

MARBLE

SENSI SIGNORIA
SENSI GEMS
SENSI UP
SENSI
GRACE

WOOD

ECO CHIC
NEST
CROSSROAD WOOD
DOLPHIN
SOLERAS

RUSTIC

PETRAIA

OUT.20

BLEND / LAB325 / GENT
ATLANTIS / GHOST
NATIVE / UNIKA / RE-WORK
DOLPHIN / SOLERAS / ECO CHIC

OUT.30

LAB325 / TRENTO

DECOR

WIDE&STYLE MINI
PLAY
CROSSROAD BRICK

WALL

DO UP
DO UP TOUCH

SOLUTIONS

LEVEL
FACTORY

HARDKOLL

COLLANTI E SIGILLANTI


TECH

INFORMAZIONI TECNICHE

BLEND


DOTS GREY

9 mm			
60x120	nat rett.	0006702	F 56,90
90x90	nat rett.	0005827	F 58,50
90x90	lapp. rett.	0005831	F 69,50
60x60	nat rett.	0006710	F 47,90
30x60	nat rett.	0008024	F 44,50



DOTS TAUPE

9 mm			
60x120	nat rett.	0006701	F 56,90
90x90	nat rett.	0005826	F 58,50
90x90	lapp. rett.	0005830	F 69,50
60x60	nat rett.	0006709	F 47,90
30x60	nat rett.	0008023	F 44,50



BLEND

DOTS MULTIWHITE

9 mm			
60x120	nat rett.	0006703	F 56,90
90x90	nat rett.	0005828	F 58,50
90x90	lapp. rett.	0005832	F 69,50
60x60	nat rett.	0006711	F 47,90
30x60	nat rett.	0008025	F 44,50



DOTS MULTIBLACK

9 mm			
60x120	nat rett.	0006704	F 56,90
90x90	nat rett.	0005829	F 58,50
90x90	lapp. rett.	0005833	F 69,50
60x60	nat rett.	0006712	F 47,90
30x60	nat rett.	0008026	F 44,50



CONCRETE

Index

CONCRETE

BLEND

GHOST
LAB325
CROSSROAD CHALK
DOWNTOWN
DOCKS

SOLID COLOURS

CHROME

METAL

INTERNO 9 WIDE
INTERNO 9

STONE

ATLANTIS
NATIVE
ALPES WIDE
ALPES RAW
MONOLITH
UNIKA
RE-WORK
FOSSIL

MARBLE

SENSI SIGNORIA
SENSI GEMS
SENSI UP
SENSI
GRACE

WOOD

ECO CHIC
NEST
CROSSROAD WOOD
DOLPHIN
SOLERAS

RUSTIC

PETRAIA

OUT.20

BLEND / LAB325 / GENT
ATLANTIS / GHOST
NATIVE / UNIKA / RE-WORK
DOLPHIN / SOLERAS / ECO CHIC

OUT.30

LAB325 / TRENTO

DECOR

WIDE&STYLE MINI
PLAY
CROSSROAD BRICK

WALL

DO UP
DO UP TOUCH

SOLUTIONS

LEVEL
FACTORY

HARDKOLL

COLLANTI E SIGILLANTI

TECH

INFORMAZIONI TECNICHE

BLEND

CONCRETE GREY COMBO

9 mm

120x120	nat rett.	0006691	F 77,50
60x120	nat rett.	0006692	F 60,50

Articolo composto da pattern grafici diversi e miscelati in modo casuale in fase di inscatolamento. Non si garantisce pertanto la presenza costante di tutti i soggetti all'interno delle confezioni. This article comes in several different versions that are mixed randomly at the time of packaging. There is therefore no guarantee that all patterns will be present in any individual box.



DECORI DA RIVESTIMENTO WALL DECORS

9 mm

5x60	⊗ 4		
0006775	LIST. AVIO rett.	PZ 17,90	
	Lucido / Glossy		

5x60	⊗ 4		
0006776	LIST. PHARD rett.	PZ 17,90	
	Lucido / Glossy		

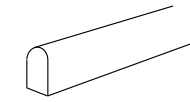
5x60	⊗ 4		
0006777	LIST. SENAPE rett.	PZ 17,90	
	Lucido / Glossy		



BLEND

MATITE ALLUMINIO - ALUMINIUM STRIPS

Articoli realizzati in alluminio anodizzato per l'uso a parete, adatti a raccordare piastrelle di diverso spessore (9/7/6 mm). Avvertenze per la posa e la pulizia a pag. 318
Anodized Aluminium strips for use between wall tiles of different thicknesses (9/7/6 mm). Instructions for installation and cleaning page. 318



MATITA ALLUMINIO 0,5x120 ⊗ 4
Parte superiore arrotondata / Rounded top.

	MATITA ALLUMINIO 0000086	PZ 20,90
--	-------------------------------------------	----------

Parte superiore arrotondata e colorata con resine acriliche.
Rounded top colored with acrylic resins.

	MATITA ALLUM. ORO 0008535	PZ 27,90
--	--------------------------------------------	----------

	MATITA ALLUM. RAME SCURO 0008534	PZ 27,90
--	---------------------------------------------------	----------

	MATITA ALLUM. WHITE 0000087	PZ 27,90
--	----------------------------------------------	----------

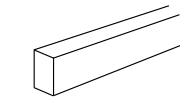
	MATITA ALLUM. TERRACOTTA 0008530	PZ 27,90
--	---------------------------------------------------	----------

	MATITA ALLUM. BLU 0008532	PZ 27,90
--	--------------------------------------------	----------

	MATITA ALLUM. VERDE 0008531	PZ 27,90
--	----------------------------------------------	----------

	MATITA ALLUM. ARDESIA 0008533	PZ 27,90
--	------------------------------------------------	----------


	MATITA ALLUM. BLACK 0000088	PZ 27,90
--	----------------------------------------------	----------



MATITA ALLUMINIO 0,5x120 ⊗ 4
Parte superiore piatta colorata in bagno galvanico / Flat top colored in galvanic bath.

	MATITA ALLUM. BRONZO 0000557	PZ 34,90
--	-----------------------------------------------	----------

	MATITA ALLUM. RAME 0000556	PZ 34,90
--	---------------------------------------------	----------



CONCRETE

Index

CONCRETE

BLEND

GHOST
LAB325
CROSSROAD CHALK
DOWNTOWN
DOCKS

SOLID COLOURS

CHROME

METAL

INTERNO 9 WIDE
INTERNO 9

STONE

ATLANTIS
NATIVE
ALPES WIDE
ALPES RAW
MONOLITH
UNIKA
RE-WORK
FOSSIL

MARBLE

SENSI SIGNORIA
SENSI GEMS
SENSI UP
SENSI
GRACE

WOOD

ECO CHIC
NEST
CROSSROAD WOOD
DOLPHIN
SOLERAS

RUSTIC

PETRAIA

OUT.20

BLEND / LAB325 / GENT
ATLANTIS / GHOST
NATIVE / UNIKA / RE-WORK
DOLPHIN / SOLERAS / ECO CHIC

OUT.30

LAB325 / TRENTO

DECOR

WIDE&STYLE MINI
PLAY
CROSSROAD BRICK

WALL

DO UP
DO UP TOUCH

SOLUTIONS

LEVEL
FACTORY

HARDKOLL

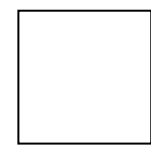
COLLANTI E SIGILLANTI

TECH


INFORMAZIONI TECNICHE

BLEND


OUTDOOR R11 9 mm



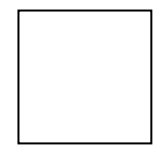
60x60 \oplus 3
CONCRETE MOON GRIP rett.
0006695 F 49,50



60x60 \oplus 3
CONCRETE ASH GRIP rett.
0005820 F 49,50




60x60 \oplus 3
CONCRETE IRON GRIP rett.
0006696 F 49,50




60x60 \oplus 3
CONCRETE GREY GRIP rett.
0005821 F 49,50

OUT.20 R11 20 mm



60x120 \oplus 1
CONCRETE ASH 20 nat. rett.
0007024 F 81,50



60x120 \oplus 1
CONCRETE GREY 20 nat. rett.
0007025 F 81,50



90x90 \oplus 1
CONCRETE ASH 20 nat. rett.
0006018 F 88,50



90x90 \oplus 1
CONCRETE GREY 20 nat. rett.
0006019 F 88,50




90x90 \oplus 1
CONCRETE MOON 20 nat. rett.
0008947 F 88,50

Per la serie completa vedi pag. 250
For the complete collection see page 250

BLEND

CONCRETE



PEZZI SPECIALI / SPECIAL TRIMS 9 mm	CONCRETE GREY	CONCRETE ASH	CONCRETE IRON	CONCRETE MOON	DOTS MULTIWHITE	DOTS MULTIBLACK	DOTS GREY	DOTS TAUPE
BATTISCOPA lapp rett. 5,5x90 PZ 10,90 \oplus 8	-	-	-	-	0006994	0006995	0006993	0006992
BATTISCOPA nat rett. 5,5x60 PZ 7,90 \oplus 10	0006966	0006965	0006967	0006964	0006970	0006971	0006969	0006968
BATTISCOPA nat rett. 5,5x120 PZ 10,90 \oplus 6	0006946	0006945	0006947	0006944	0006974	0006975	0006973	0006972
GRADONE TOP nat rett. 32x120x4,5x2 PZ 172,90 \oplus 1	0006950	0006949	0006951	0006948	0006978	0006979	0006977	0006976
ANGOLARE SX nat rett. 32x120x4,5x2 PZ 198,90 \oplus 1	0006954	0006953	0006955	0006952	0006982	0006983	0006981	0006980
ANGOLARE DX nat rett. 32x120x4,5x2 PZ 198,90 \oplus 1	0006958	0006957	0006959	0006956	0006986	0006987	0006985	0006984

GRES PORCELLANATO TUTTA MASSA FULL BODY PORCELAIN

Classificazione secondo norme UNI EN 14411 (ISO 13006) Allegato G-Gruppo Bla UGL
Classification in accordance with UNI EN 14411 (ISO 13006) Annex G-Group Bla UGL



PROPRIETÀ FISICO-CHIMICHE PHYSICAL-CHEMICAL PROPERTIES	NORMA NORM	VALORE PRESCRITTO DALLE NORME VALUE PRESCRIBED FROM THE NORMS	VAL. / VALUE BLEND NAT.	VAL. / VALUE BLEND P.TECH	VAL. / VALUE BLEND GRIP/ OUT.20
	B.C.R.A. C.A.	μ 0,19 SCIVOLOSITÀ PERICOLOSA - DANGEROUSLY SLIPPERY 0,20 < μ < 0,39 SCIVOLOSITÀ ECCESSIVA - EXCESSIVELY SLIPPERY 0,40 < μ < 0,74 ATRITO SODDISFACENTE - SATISFACTORY GRIP μ 0,75 ATRITO ECCELLENTE - EXCELLENT GRIP	> 0,40	> 0,40	> 0,40
	B.C.R.A. G.B.		> 0,40	> 0,40	> 0,40
	ASTM C 1028 [S.C.O.F.]		> 0,60 DRY > 0,60 WET	> 0,60 DRY > 0,60 WET	> 0,60 DRY > 0,60 WET
RESISTENZA ALLO SCIVOLAMENTO SLIP RESISTANCE	DIN 51130	IN FUNZIONE DELL'AMBIENTE O DELLA ZONA DI LAVORO BASING ON THE ENVIRONMENT OR THE WORKING AREA	R10	R10	R11
	DIN 51097	-	A+B	A+B	A+B+C
	ANSI A 137-1:2012 [D.C.O.F.]	$\geq 0,42$	> 0,42	> 0,42	> 0,42
	AS/NZS 4586:2013	SRV : 35 - 44	-	P3 WET	P4 WET
	BS 7976 - 2:2002	> 36	-	+36 WET	+36 WET

P. tech

ABK presenta P.TECH, la superficie ceramica che coniuga perfettamente morbidezza e resistenza allo scivolamento. La ricerca e gli investimenti continui per migliorare l'estetica e le qualità tecniche del prodotto, hanno portato ABK a sviluppare la nuovissima tecnologia P.TECH, che migliora le performance anti-scivolo dei pavimenti, mantenendo inalterati i valori di resistenza meccanica del gres porcellanato, con una finitura estremamente piacevole al tatto e facile da pulire. P.TECH non è un trattamento di superficie, ma è la sintesi di un innovativo processo produttivo che coinvolge la selezione delle materie prime, la fase di pressatura e quella di cottura. Queste superfici, che rispondono positivamente ai parametri di attrito imposti dalle normative più severe AS/NZS 4586:2013 (Australian pendulum test) e BS 7976 - 2:2002 (British pendulum test), si igienizzano con acqua e comuni detersivi, pertanto costituiscono la scelta perfetta anche per i progetti di aree pubbliche o commerciali, comprese le aree outdoor, wellness & hospitality. I prodotti P.TECH per la loro versatilità permettono inoltre di utilizzare la stessa superficie in spazi differenti, ma comunicanti, come ad esempio interni ed esterni, garantendo la massima flessibilità progettuale.

ART. BLEND CON SUPERFICIE P.TECH: La superficie P.TECH è prevista su tutti i formati fatta eccezione per 120x280, 90x90 blend dots.

ABK is presenting P.TECH, the ceramic surface that combines a soft touch with slip resistance. Ongoing research and investments aimed at improving the aesthetic and technical qualities of products has enabled ABK to develop the innovative P.TECH technology, which improves the slip resistance of floors while delivering the renowned mechanical strength of porcelain stoneware and a finish that is both extremely pleasant to the touch and easy to clean. P.TECH is not a surface treatment but the result of an innovative production process that combines raw material selection with the pressing and firing phases. These surfaces come up to the strictest standards in terms of coefficient of friction such as the AS/NZS 4586:2013 (Australian pendulum test) and BS 7976 - 2:2002 (British pendulum test) and can be cleaned using water and ordinary cleaning agents, making them the ideal choice for projects in public or commercial areas such as outdoor, wellness and hospitality spaces. P.TECH products are also sufficiently versatile to enable the same surface to be used in different but communicating spaces such as interiors and exteriors, thereby guaranteeing the maximum design flexibility.

ART. BLEND WITH P.TECH SURFACE: Every size is provided with the P.TECH surface, except for the 120x280 size and 90x90 blend dots.

Index

CONCRETE

BLEND

GHOST
LAB325
CROSSROAD CHALK
DOWNTOWN
DOCKS

SOLID COLOURS

CHROME

METAL

INTERNO 9 WIDE
INTERNO 9

STONE

ATLANTIS
NATIVE
ALPES WIDE
ALPES RAW
MONOLITH
UNIKA
RE-WORK
FOSSIL

MARBLE

SENSI SIGNORIA
SENSI GEMS
SENSI UP
SENSI
GRACE

WOOD

ECO CHIC
NEST
CROSSROAD WOOD
DOLPHIN
SOLERAS

RUSTIC

PETRAIA

OUT.20

BLEND / LAB325 / GENT
ATLANTIS / GHOST
NATIVE / UNIKA / RE-WORK
DOLPHIN / SOLERAS / ECO CHIC

OUT.30

LAB325 / TRENTO

DECOR

WIDE&STYLE MINI
PLAY
CROSSROAD BRICK

WALL

DO UP
DO UP TOUCH

SOLUTIONS

LEVEL
FACTORY

HARDKOLL

COLLANTI E SIGILLANTI

TECH

INFORMAZIONI TECNICHE

BLEND

THE PERFECT COMBO


DALLA CONSULTAZIONE DELLA MATERIOTECA ABK, NASCE LA NUOVA SEZIONE DEDICATA AGLI ABBINAMENTI CHE VALORIZZANO LE SUPERFICI DELLE PRINCIPALI COLLEZIONI.

THE NEW SECTION EXPLORES THE DIFFERENT WAYS IN WHICH ABK MATERIALS CAN BE COORDINATED TO ENHANCE THE SURFACES OF THE MAIN COLLECTIONS.

	INTERNO 9	CROSSROAD CHALK	SENSI GEMS	ECO CHIC	CROSSROAD WOOD
 CONCRETE MOON	 SILVER	 GREY	 TITANIUM BLACK	 AVANA	 TAN
 CONCRETE ASH	 DARK	 GREY	 TITANIUM BLACK	 NATURALE	 GREY
 CONCRETE IRON	 RUST	 SAND	 ICEBERG	 NATURALE	 TAN
 CONCRETE GREY	 PEARL	 COAL	 CRYSTAL	 AVANA	 AMBER
 DOTS GREY	 PEARL	 GREY	 ICEBERG	 AVANA	 GREY
 DOTS TAUPE	 PEARL	 SAND	 TAJ MAHAL	 BROWN	 TAN
 DOTS MULTIWHITE	 RUST	 SAND	 TAJ MAHAL	 NATURALE	 AMBER
 DOTS MULTIBLACK	 RUST	 COAL	 TAJ MAHAL	 NATURALE	 COAL
	CHROME  WHITE	 BLACK			

BLEND

CONCRETE



Index

CONCRETE	BLEND
	<ul style="list-style-type: none"> GHOST LAB325 CROSSROAD CHALK DOWNTOWN DOCKS
SOLID COLOURS	CHROME
METAL	<ul style="list-style-type: none"> INTERNO 9 WIDE INTERNO 9
STONE	<ul style="list-style-type: none"> ATLANTIS NATIVE ALPES WIDE ALPES RAW MONOLITH UNIKA RE-WORK FOSSIL
MARBLE	<ul style="list-style-type: none"> SENSI SIGNORIA SENSI GEMS SENSI UP SENSI GRACE
WOOD	<ul style="list-style-type: none"> ECO CHIC NEST CROSSROAD WOOD DOLPHIN SOLERAS
RUSTIC	PETRAIA
OUT.20	<ul style="list-style-type: none"> BLEND / LAB325 / GENT ATLANTIS / GHOST NATIVE / UNIKA / RE-WORK DOLPHIN / SOLERAS / ECO CHIC
OUT.30	LAB325 / TRENTO
DECOR	<ul style="list-style-type: none"> WIDE&STYLE MINI PLAY CROSSROAD BRICK
WALL	<ul style="list-style-type: none"> DO UP DO UP TOUCH
SOLUTIONS	<ul style="list-style-type: none"> LEVEL FACTORY
HARDKOLL	COLLANTI E SIGILLANTI
TECH	INFORMAZIONI TECNICHE

GHOST

GRES PORCELLANATO A MASSA COLORATA FULL BODY COLORED PORCELAIN			
6 mm 120x280 nat.	9 mm 120x120 nat. 60x120 nat. 30x120 nat. 90x90 nat. 60x60 nat. 30x60 nat.	8,5 mm 11,5x23 nat.	
20 mm 90x90 R11			
 IVORY	 GREY	 ROPE	 CLAY
 SAGE	 JADE	 TAUPE	

CONCRETE

Index

CONCRETE

BLEND

GHOST

LAB325
CROSSROAD CHALK
DOWNTOWN
DOCKS

SOLID COLOURS

CHROME

METAL

INTERNO 9 WIDE
INTERNO 9

STONE

ATLANTIS
NATIVE
ALPES WIDE
ALPES RAW
MONOLITH
UNIKA
RE-WORK
FOSSIL

MARBLE

SENSI SIGNORIA
SENSI GEMS
SENSI UP
SENSI
GRACE

WOOD

ECO CHIC
NEST
CROSSROAD WOOD
DOLPHIN
SOLERAS

RUSTIC

PETRAIA

OUT.20

BLEND / LAB325 / GENT
ATLANTIS / GHOST
NATIVE / UNIKA / RE-WORK
DOLPHIN / SOLERAS / ECO CHIC

OUT.30

LAB325 / TRENTO

DECOR

WIDE&STYLE MINI
PLAY
CROSSROAD BRICK

WALL

DO UP
DO UP TOUCH

SOLUTIONS

LEVEL
FACTORY


HARDKOLL

COLLANTI E SIGILLANTI

TECH

INFORMAZIONI TECNICHE





floor
GHOST GREY 60x120 nat. rett.

table top
SENSI UP INVISIBLE PEARL LUX 12MM



wall
GHOST GREY 120x280 nat. rett., GHOST OASIS 60x120 nat. rett.
floor
ECO CHIC BROWN 20x120 nat. rett.

Index

CONCRETE

BLEND

GHOST

LAB325

CROSSROAD CHALK

DOWNTOWN

DOCKS

SOLID COLOURS

CHROME

METAL

INTERNO 9 WIDE

INTERNO 9

STONE

ATLANTIS

NATIVE

ALPES WIDE

ALPES RAW

MONOLITH

UNIKA

RE-WORK

FOSSIL

MARBLE

SENSI SIGNORIA

SENSI GEMS

SENSI UP

SENSI

GRACE

WOOD

ECO CHIC

NEST

CROSSROAD WOOD

DOLPHIN

SOLERAS

RUSTIC

PETRAIA

OUT.20

BLEND / LAB325 / GENT

ATLANTIS / GHOST

NATIVE / UNIKA / RE-WORK

DOLPHIN / SOLERAS / ECO CHIC

OUT.30

LAB325 / TRENTO

DECOR

WIDE&STYLE MINI

PLAY

CROSSROAD BRICK

WALL

DO UP

DO UP TOUCH

SOLUTIONS

LEVEL

FACTORY

HARDKOLL

COLLANTI E SIGILLANTI

TECH

INFORMAZIONI TECNICHE



wall
NATIVE FOG 160x320
floor
GHOST IVORY 90x90

GHOST

IVORY


6 mm			
* 120x280	nat rett.	0008646	F 98,50
9 mm			
120x120	nat rett.	0003815	F 71,50
60x120	nat rett.	0004363	F 54,50
30x120	nat rett.	0004368	F 54,50
90x90	nat rett.	0005054	F 55,90
60x60	nat rett.	0004382	F 45,90
30x60	nat rett.	0004385	F 42,50

GREY

6 mm			
* 120x280	nat rett.	0008647	F 98,50
9 mm			
120x120	nat rett.	0003817	F 71,50
60x120	nat rett.	0004365	F 54,50
30x120	nat rett.	0004370	F 54,50
90x90	nat rett.	0005056	F 55,90
60x60	nat rett.	0004384	F 45,90
30x60	nat rett.	0004387	F 42,50

* Fino ad esaurimento scorte l'art. verrà consegnato nel formato 120x278 6 mm oppure 120x270 6/7 mm.
The item will be delivered 6 mm 120x278 or 6/7 mm 120x270 until stocks are exhausted.

CONCRETE



Index

CONCRETE

BLEND

GHOST

LAB325
CROSSROAD CHALK
DOWNTOWN
DOCKS

SOLID COLOURS

CHROME

METAL

INTERNO 9 WIDE
INTERNO 9

STONE

ATLANTIS
NATIVE
ALPES WIDE
ALPES RAW
MONOLITH
UNIKA
RE-WORK
FOSSIL

MARBLE

SENSI SIGNORIA
SENSI GEMS
SENSI UP
SENSI
GRACE

WOOD

ECO CHIC
NEST
CROSSROAD WOOD
DOLPHIN
SOLERAS

RUSTIC

PETRAIA

OUT.20

BLEND / LAB325 / GENT
ATLANTIS / GHOST
NATIVE / UNIKA / RE-WORK
DOLPHIN / SOLERAS / ECO CHIC

OUT.30

LAB325 / TRENTO

DECOR

WIDE&STYLE MINI
PLAY
CROSSROAD BRICK

WALL

DO UP
DO UP TOUCH

SOLUTIONS

LEVEL
FACTORY

HARDKOLL

COLLANTI E SIGILLANTI

TECH

INFORMAZIONI TECNICHE

GHOST

ROPE

6 mm			
* 120x280	nat rett.	0008192	F 98,50
9 mm			
120x120	nat rett.	0003816	F 71,50
60x120	nat rett.	0004364	F 54,50
30x120	nat rett.	0004369	F 54,50
90x90	nat rett.	0005055	F 55,90
60x60	nat rett.	0004383	F 45,90
30x60	nat rett.	0004386	F 42,50

* Fino ad esaurimento scorte l' art. verrà consegnato nel formato 120x278 6 mm oppure 120x270 6/7 mm. The item will be delivered 6 mm 120x278 or 6/7 mm 120x270 until stocks are exhausted.



CLAY

9 mm			
60x120	nat rett.	0005067	F 54,50
60x60	nat rett.	0005087	F 45,90
30x60	nat rett.	0005091	F 42,50



GHOST


SAGE

9 mm			
60x120	nat rett.	0004367	F 54,50
60x60	nat rett.	0005086	F 45,90
30x60	nat rett.	0005090	F 42,50



JADE

9 mm			
60x120	nat rett.	0005068	F 54,50
60x60	nat rett.	0005088	F 45,90
30x60	nat rett.	0005092	F 42,50



CONCRETE

Index

CONCRETE

BLEND

GHOST

LAB325
CROSSROAD CHALK
DOWNTOWN
DOCKS

SOLID COLOURS

CHROME

METAL

INTERNO 9 WIDE
INTERNO 9

STONE

ATLANTIS
NATIVE
ALPES WIDE
ALPES RAW
MONOLITH
UNIKA
RE-WORK
FOSSIL

MARBLE

SENSI SIGNORIA
SENSI GEMS
SENSI UP
SENSI
GRACE

WOOD

ECO CHIC
NEST
CROSSROAD WOOD
DOLPHIN
SOLERAS

RUSTIC

PETRAIA

OUT.20

BLEND / LAB325 / GENT
ATLANTIS / GHOST
NATIVE / UNIKA / RE-WORK
DOLPHIN / SOLERAS / ECO CHIC

OUT.30

LAB325 / TRENTO

DECOR

WIDE&STYLE MINI
PLAY
CROSSROAD BRICK

WALL

DO UP
DO UP TOUCH

SOLUTIONS

LEVEL
FACTORY

HARDKOLL

COLLANTI E SIGILLANTI

TECH


INFORMAZIONI TECNICHE

GHOST

TAUPE

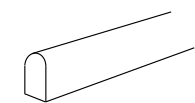
9 mm

60x120	nat. rett.	0004366	F 54,50
60x60	nat. rett.	0005085	F 45,90
30x60	nat. rett.	0005089	F 42,50



MATITE ALLUMINIO - ALUMINIUM STRIPS

Articoli realizzati in alluminio anodizzato per l'uso a parete, adatti a raccordare piastrelle di diverso spessore (9/7/6 mm). Avvertenze per la posa e la pulizia a pag. 318
Anodized Aluminium strips for use between wall tiles of different thicknesses (9/7/6 mm). Instructions for installation and cleaning page 318



MATITA ALLUMINIO 0,5x120 \varnothing 4
Parte superiore arrotondata / Rounded top.

MATITA ALLUMINIO
0000086 PZ 20,90

Parte superiore arrotondata e colorata con resine acriliche.
Rounded top colored with acrylic resins.

MATITA ALLUM. ORO
0008535 PZ 27,90

MATITA ALLUM. RAME SCURO
0008534 PZ 27,90

MATITA ALLUM. WHITE
0000087 PZ 27,90

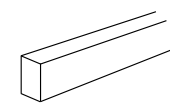
MATITA ALLUM. TERRACOTTA
0008530 PZ 27,90

MATITA ALLUM. BLU
0008532 PZ 27,90

MATITA ALLUM. VERDE
0008531 PZ 27,90

MATITA ALLUM. ARDESIA
0008533 PZ 27,90

MATITA ALLUM. BLACK
0000088 PZ 27,90



MATITA ALLUMINIO 0,5x120 \varnothing 4
Parte superiore piatta colorata in bagno galvanico / Flat top colored in galvanic bath.

MATITA ALLUM. BRONZO
0000557 PZ 34,90

MATITA ALLUM. RAME
0000556 PZ 34,90

GHOST

REVEAL IVORY

8,5 mm

11,5x23 nat. **0005143** F 69,90




REVEAL ROPE

11,5x23 nat. **0005144** F 69,90



REVEAL GREY

11,5x23 nat. **0005145** F 69,90



wall
GHOST GREY 60x120, GHOST IVORY 60x120
Matita Alluminio Ardesia 0,5x120



wall
GHOST REVEAL ROPE 11,5x23

CONCRETE

Index

CONCRETE

BLEND

GHOST

LAB325
CROSSROAD CHALK
DOWNTOWN
DOCKS

SOLID COLOURS

CHROME

METAL

INTERNO 9 WIDE
INTERNO 9

STONE

ATLANTIS
NATIVE
ALPES WIDE
ALPES RAW
MONOLITH
UNIKA
RE-WORK
FOSSIL

MARBLE

SENSI SIGNORIA
SENSI GEMS
SENSI UP
SENSI
GRACE

WOOD

ECO CHIC
NEST
CROSSROAD WOOD
DOLPHIN
SOLERAS

RUSTIC

PETRAIA

OUT.20

BLEND / LAB325 / GENT
ATLANTIS / GHOST
NATIVE / UNIKA / RE-WORK
DOLPHIN / SOLERAS / ECO CHIC

OUT.30

LAB325 / TRENTO

DECOR

WIDE&STYLE MINI
PLAY
CROSSROAD BRICK

WALL

DO UP
DO UP TOUCH

SOLUTIONS

LEVEL
FACTORY

HARDKOLL

COLLANTI E SIGILLANTI

TECH

INFORMAZIONI TECNICHE

GHOST

BOISERIE IVORY



6 mm

* 120x280 nat. rett. **0008197** F 111,90

BOISERIE GREY/IVORY



9 mm

60x120 nat. rett. **0004773** F 57,90

BOISERIE GREY



* 120x280 nat. rett. **0008199** F 111,90

BOISERIE ROPE/IVORY



60x120 nat. rett. **0004772** F 57,90

BOISERIE ROPE



* 120x280 nat. rett. **0008198** F 111,90

OASIS



** 60x120 nat. rett. **0004903** F 57,90


* Fino ad esaurimento scorte l' art. verrà consegnato nel formato 120x270 spessore 6 o 7 mm.
The item will be delivered in 6 or 7 mm 120x270 size until stocks are exhausted.

** Articolo composto da pattern grafici diversi che non prevedono agganci tra loro e miscelati in modo casuale in fase di inscatolamento.
Non si garantisce pertanto la presenza costante di tutti i soggetti all'interno delle confezioni.
This article comes in several different versions with unconnected patterns that are mixed randomly at the time of packaging. There is therefore no guarantee that all patterns will be present in any individual box.



GHOST

CONCRETE


OUT.20 R11 20 mm



90x90 \oplus 1
GREY 20 nat. rett.
0004587 F 88,50



90x90 \oplus 1
ROPE 20 nat. rett.
0004588 F 88,50



Per la serie completa vedi pag. 252
For the complete collection see page 252

DECORI / DECORATIVE 9 mm	IVORY	GREY	ROPE	CLAY	SAGE	JADE	TAUPE
MOS. QUADRETTI ret. 30x30 F 101,90 \oplus 4	0004904	0004906	0004905	0005079	0004908	0005080	0004907
PEZZI SPECIALI / SPECIAL TRIMS 9 mm	IVORY	GREY	ROPE	CLAY	SAGE	JADE	TAUPE
BATTISCOPIA ret. 5,5x120 PZ 10,90 \oplus 6	0004774	0004784	0004783	0005069	0004786	0005070	0004785
GRADONE TOP ret. 32x120x4,5x2 PZ 172,90 \oplus 1	0004787	0004789	0004788	0005071	0004791	0005072	0004790
ANGOLARE TOP SX 32x120x4,5x2 PZ 198,90 \oplus 1	0004792	0004794	0004793	0005073	0004796	0005074	0004795
ANGOLARE TOP DX 32x120x4,5x2 PZ 198,90 \oplus 1	0004797	0004799	0004798	0005075	0004801	0005076	0004800

GRES PORCELLANATO A MASSA COLORATA FULL BODY COLORED PORCELAIN

Classificazione secondo norme UNI EN 14411 (ISO 13006) Allegato G-Gruppo Bla GL
Classification in accordance with UNI EN 14411 (ISO 13006) Annex G-Group Bla GL



PROPRIETÀ FISICO-CHIMICHE PHYSICAL-CHEMICAL PROPERTIES	NORMA NORM	VALORE PRESCRITTO DALLE NORME VALUE PRESCRIBED FROM THE NORMS	VAL. / VALUE GHOST NAT.	VAL. / VALUE GHOST OUT.20
RESISTENZA ALLO SCIVOLAMENTO SLIP RESISTANCE	B.C.R.A. C.A.	μ 0,19 SCIVOLOSITÀ PERICOLOSA - DANGEROUSLY SLIPPERY $0,20 < \mu < 0,39$ SCIVOLOSITÀ ECCESSIVA - EXCESSIVELY SLIPPERY $0,40 < \mu < 0,74$ ATRITO SODDISFACENTE - SATISFACTORY GRIP μ 0,75 ATRITO ECCELLENTE - EXCELLENT GRIP	> 0,40	> 0,40
	B.C.R.A. G.B.		> 0,40	> 0,40
	ASTM C 1028 (S.C.O.F.)	SLIP RESISTANT (> 0,60)	> 0,60 DRY	> 0,60 DRY
	DIN 51130	IN FUNZIONE DELL'AMBIENTE O DELLA ZONA DI LAVORO BASING ON THE ENVIRONMENT OR THE WORKING AREA	> 0,60 WET	> 0,60 WET
	DIN 51097	-	R10	R11
ANSI A 137-1:2012 (D.C.O.F.)	$\geq 0,42$	A+B	A+B+C	
		$\geq 0,42$	> 0,42	> 0,42

Index

CONCRETE

BLEND

GHOST

LAB325
CROSSROAD CHALK
DOWNTOWN
DOCKS

SOLID COLOURS

CHROME

METAL

INTERNO 9 WIDE
INTERNO 9

STONE

ATLANTIS
NATIVE
ALPES WIDE
ALPES RAW
MONOLITH
UNIKA
RE-WORK
FOSSIL

MARBLE

SENSI SIGNORIA
SENSI GEMS
SENSI UP
SENSI
GRACE

WOOD

ECO CHIC
NEST
CROSSROAD WOOD
DOLPHIN
SOLERAS

RUSTIC

PETRAIA

OUT.20

BLEND / LAB325 / GENT
ATLANTIS / GHOST
NATIVE / UNIKA / RE-WORK
DOLPHIN / SOLERAS / ECO CHIC

OUT.30

LAB325 / TRENTO

DECOR

WIDE&STYLE MINI
PLAY
CROSSROAD BRICK

WALL

DO UP
DO UP TOUCH

SOLUTIONS

LEVEL
FACTORY

HARDKOLL

COLLANTI E SIGILLANTI

TECH

INFORMAZIONI TECNICHE

GHOST

THE PERFECT COMBO


DALLA CONSULTAZIONE DELLA MATERIOTECA ABK, NASCE LA NUOVA SEZIONE DEDICATA AGLI ABBINAMENTI CHE VALORIZZANO LE SUPERFICI DELLE PRINCIPALI COLLEZIONI.

THE NEW SECTION EXPLORES THE DIFFERENT WAYS IN WHICH ABK MATERIALS CAN BE COORDINATED TO ENHANCE THE SURFACES OF THE MAIN COLLECTIONS.



GHOST

CONCRETE



Index

CONCRETE

BLEND

GHOST

- LAB325
- CROSSROAD CHALK
- DOWNTOWN
- DOCKS

SOLID COLOURS

CHROME

METAL

- INTERNO 9 WIDE
- INTERNO 9

STONE

- ATLANTIS
- NATIVE
- ALPES WIDE
- ALPES RAW
- MONOLITH
- UNIKA
- RE-WORK
- FOSSIL

MARBLE

- SENSI SIGNORIA
- SENSI GEMS
- SENSI UP
- SENSI GRACE

WOOD

- ECO CHIC
- NEST
- CROSSROAD WOOD
- DOLPHIN
- SOLERAS

RUSTIC

- PETRAIA

OUT.20

- BLEND / LAB325 / GENT
- ATLANTIS / GHOST
- NATIVE / UNIKA / RE-WORK
- DOLPHIN / SOLERAS / ECO CHIC

OUT.30

- LAB325 / TRENTO

DECOR

- WIDE&STYLE MINI
- PLAY
- CROSSROAD BRICK

WALL

- DO UP
- DO UP TOUCH

SOLUTIONS

- LEVEL
- FACTORY

HARDKOLL





- COLLANTI E SIGILLANTI

TECH

- INFORMAZIONI TECNICHE

LAB325

GRES PORCELLANATO TUTTA MASSA / FULL BODY PORCELAIN			
6 mm	9 mm	20 mm	30 mm
160x320 nat.	80x160 nat.	60x120 R11	90x90 R11
120x280 nat.	120x120 nat.		
	60x120 nat.		
	30x120 nat.		
	80x80 nat.		
	60x60 nat. / R11		
	20x40 R11		

	PEARL		ASH		TAUPE		PEPPER
------------------------------------------------------------------------------------	-------	------------------------------------------------------------------------------------	-----	------------------------------------------------------------------------------------	-------	------------------------------------------------------------------------------------	--------

Index

CONCRETE

BLEND
GHOST

LAB325

CROSSROAD CHALK
DOWNTOWN
DOCKS

SOLID COLOURS

CHROME

METAL

INTERNO 9 WIDE
INTERNO 9

STONE

ATLANTIS
NATIVE
ALPES WIDE
ALPES RAW
MONOLITH
UNIKA
RE-WORK
FOSSIL

MARBLE

SENSI SIGNORIA
SENSI GEMS
SENSI UP
SENSI
GRACE

WOOD

ECO CHIC
NEST
CROSSROAD WOOD
DOLPHIN
SOLERAS

RUSTIC

PETRAIA

OUT.20

BLEND / LAB325 / GENT
ATLANTIS / GHOST
NATIVE / UNIKA / RE-WORK
DOLPHIN / SOLERAS / ECO CHIC

OUT.30

LAB325 / TRENTO

DECOR

WIDE&STYLE MINI
PLAY
CROSSROAD BRICK

WALL

DO UP
DO UP TOUCH

SOLUTIONS


LEVEL
FACTORY

HARDKOLL

COLLANTI E SIGILLANTI

TECH

INFORMAZIONI TECNICHE





wall
WIDE&STYLE LIBERTY LIME 120x280

CROSSROAD
BRICK SMOKE 7,5x30

floor
LAB325 BASE TAUPE 80x80

LAB325



wall
LAB325 METAL ASH 120x280

top
INTERNO 9 RUST

floor
LAB325 BASE ASH 60x120

Index

CONCRETE

BLEND
GHOST

LAB325

CROSSROAD CHALK
DOWNTOWN
DOCKS

SOLID COLOURS

CHROME

METAL

INTERNO 9 WIDE
INTERNO 9

STONE

ATLANTIS
NATIVE
ALPES WIDE
ALPES RAW
MONOLITH
UNIKA
RE-WORK
FOSSIL

MARBLE

SENSI SIGNORIA
SENSI GEMS
SENSI UP
SENSI
GRACE

WOOD

ECO CHIC
NEST
CROSSROAD WOOD
DOLPHIN
SOLERAS

RUSTIC

PETRAIA

OUT.20

BLEND / LAB325 / GENT
ATLANTIS / GHOST
NATIVE / UNIKA / RE-WORK
DOLPHIN / SOLERAS / ECO CHIC

OUT.30

LAB325 / TRENTO

DECOR

WIDE&STYLE MINI
PLAY
CROSSROAD BRICK

WALL

DO UP
DO UP TOUCH

SOLUTIONS

LEVEL
FACTORY

HARDKOLL

COLLANTI E SIGILLANTI

TECH

INFORMAZIONI TECNICHE

LAB325

BASE PEARL

6 mm			
160x320	nat rett.	0005378	F 137,90
** 120x280	nat rett.	0008652	F 102,50
9 mm			
120x120	nat rett.	0003059	F 74,50
60x120	nat rett.	0002607	F 56,90
80x160	nat rett.	0003067	F 84,90
80x80	nat rett.	0003063	F 53,50
60x60	nat rett.	0002693	F 47,90

ABKSTONE

163,5x323 nat.	0005377	± 6 mm
163,5x323 nat.	0005322	± 12 mm
163,5x323 nat.	0006251	± 20 mm

BASE ASH

6 mm			
* 160x320	nat rett.	0003161	F 137,90
** 120x280	nat rett.	0008653	F 102,50
9 mm			
120x120	nat rett.	0003060	F 74,50
60x120	nat rett.	0002608	F 56,90
80x160	nat rett.	0003068	F 84,90
80x80	nat rett.	0003064	F 53,50
60x60	nat rett.	0002694	F 47,90

ABKSTONE

163,5x323 nat.	0003159	± 6 mm
163,5x323 nat.	0003781	± 12 mm
163,5x323 nat.	0006249	± 20 mm



LAB325

BASE TAUPE

6 mm			
** 120x280	nat rett.	0008654	F 102,50
9 mm			
120x120	nat rett.	0002587	F 74,50
60x120	nat rett.	0002609	F 56,90
80x160	nat rett.	0002617	F 84,90
80x80	nat rett.	0002613	F 53,50
60x60	nat rett.	0002695	F 47,90

BASE PEPPER


6 mm			
* 160x320	nat rett.	0003162	F 137,90
** 120x280	nat rett.	0008655	F 102,50
9 mm			
120x120	nat rett.	0002588	F 74,50
60x120	nat rett.	0002610	F 56,90
80x160	nat rett.	0002618	F 84,90
80x80	nat rett.	0002614	F 53,50
60x60	nat rett.	0002696	F 47,90

ABKSTONE

163,5x323 nat.	0003160	± 6 mm
163,5x323 nat.	0005321	± 12 mm
163,5x323 nat.	0006250	± 20 mm

* Fino ad esaurimento scorte l'art. verrà consegnato a spessore 7 mm. The item will be delivered 7 mm thick until stocks are exhausted.

** Fino ad esaurimento scorte l'art. verrà consegnato nel formato 120x278 6 mm oppure 120x270 6/7 mm. The item will be delivered 6 mm 120x278 or 6/7 mm 120x270 until stocks are exhausted.



CONCRETE

Index

CONCRETE

BLEND
GHOST

LAB325

CROSSROAD CHALK
DOWNTOWN
DOCKS

SOLID COLOURS

CHROME

METAL

INTERNO 9 WIDE
INTERNO 9

STONE

ATLANTIS
NATIVE
ALPES WIDE
ALPES RAW
MONOLITH
UNIKA
RE-WORK
FOSSIL

MARBLE

SENSI SIGNORIA
SENSI GEMS
SENSI UP
SENSI
GRACE

WOOD

ECO CHIC
NEST
CROSSROAD WOOD
DOLPHIN
SOLERAS

RUSTIC

PETRAIA

OUT.20

BLEND / LAB325 / GENT
ATLANTIS / GHOST
NATIVE / UNIKA / RE-WORK
DOLPHIN / SOLERAS / ECO CHIC

OUT.30

LAB325 / TRENTO

DECOR

WIDE&STYLE MINI
PLAY
CROSSROAD BRICK

WALL

DO UP
DO UP TOUCH

SOLUTIONS

LEVEL
FACTORY

HARDKOLL

COLLANTI E SIGILLANTI

TECH

INFORMAZIONI TECNICHE

LAB325

FORM PEARL

6 mm			
* 120x280	nat rett.	0008212	F 116,50
9 mm			
120x120	nat rett.	0002623	F 77,50
60x120	nat rett.	0002627	F 60,50
30x120	nat rett.	0002631	F 60,50



FORM PEPPER

6 mm			
* 120x280	nat rett.	0008215	F 116,50
9 mm			
120x120	nat rett.	0002626	F 77,50
60x120	nat rett.	0002630	F 60,50
30x120	nat rett.	0002634	F 60,50



FORM ASH

6 mm			
* 120x280	nat rett.	0008213	F 116,50
9 mm			
120x120	nat rett.	0002624	F 77,50
60x120	nat rett.	0002628	F 60,50
30x120	nat rett.	0002632	F 60,50



FORM TAUPE

6 mm			
* 120x280	nat rett.	0008214	F 116,50
9 mm			
120x120	nat rett.	0002625	F 77,50
60x120	nat rett.	0002629	F 60,50
30x120	nat rett.	0002633	F 60,50



METAL ASH

6 mm			
* 120x280	nat rett.	0008720	F 116,50
9 mm			
120x120	nat rett.	0002673	F 77,50
60x120	nat rett.	0002675	F 60,50
30x120	nat rett.	0002677	F 60,50



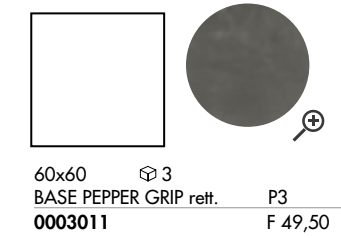
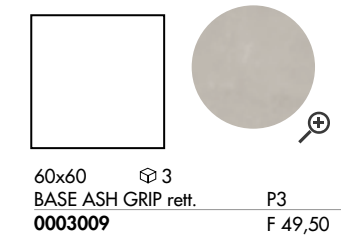
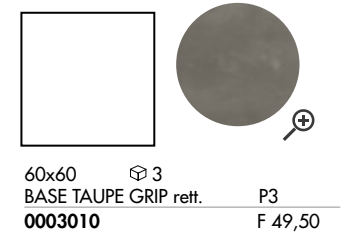


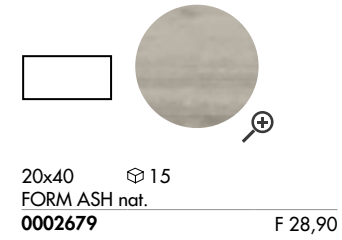
METAL TAUPE

6 mm			
* 120x280	nat rett.	0008219	F 116,50
9 mm			
120x120	nat rett.	0002674	F 77,50
60x120	nat rett.	0002676	F 60,50
30x120	nat rett.	0002678	F 60,50

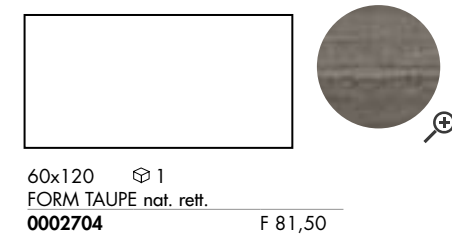
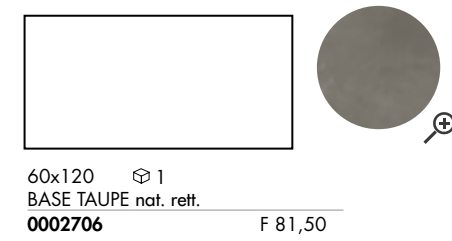
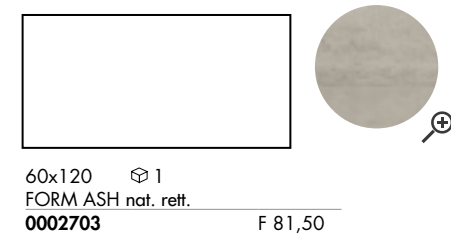
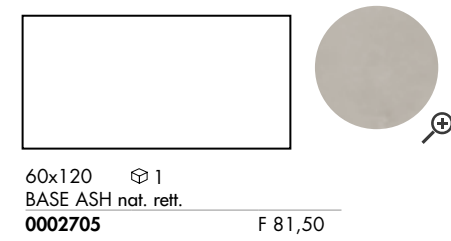


LAB325

OUTDOOR R11 9 mm

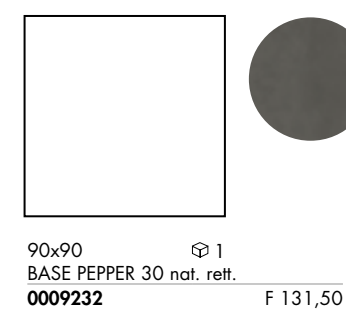
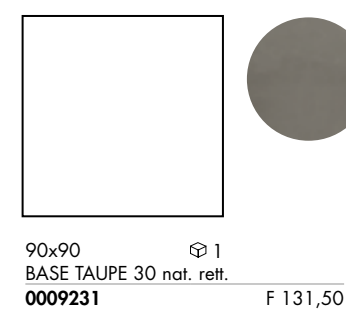


OUT.20 R11 20 mm



Per la serie completa vedi pag.250
For the complete collection see page 250

OUT.30 R11 30 mm



Per la serie completa vedi pag. 260
For the complete collection see page 260

CONCRETE

Index

CONCRETE

BLEND
GHOST

LAB325

CROSSROAD CHALK
DOWNTOWN
DOCKS

SOLID COLOURS

CHROME

METAL

INTERNO 9 WIDE
INTERNO 9

STONE

ATLANTIS
NATIVE
ALPES WIDE
ALPES RAW
MONOLITH
UNIKA
RE-WORK
FOSSIL

MARBLE

SENSI SIGNORIA
SENSI GEMS
SENSI UP
SENSI
GRACE

WOOD

ECO CHIC
NEST
CROSSROAD WOOD
DOLPHIN
SOLERAS

RUSTIC

PETRAIA

OUT.20

BLEND / LAB325 / GENT
ATLANTIS / GHOST
NATIVE / UNIKA / RE-WORK
DOLPHIN / SOLERAS / ECO CHIC

OUT.30

LAB325 / TRENTO

DECOR

WIDE&STYLE MINI
PLAY
CROSSROAD BRICK

WALL

DO UP
DO UP TOUCH

SOLUTIONS

LEVEL
FACTORY

HARDKOLL

COLLANTI E SIGILLANTI

TECH

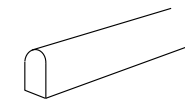









INFORMAZIONI TECNICHE

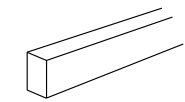


* Fino ad esaurimento scorte l' art. verrà consegnato nel formato 120x278 6 mm oppure 120x270 6/7 mm.
The item will be delivered 6 mm 120x278 or 6/7 mm 120x270 until stocks are exhausted.



LAB325

MATITE ALLUMINIO - ALUMINIUM STRIPS

Articoli realizzati in alluminio anodizzato per l'uso a parete, adatti a raccordare piastrelle di diverso spessore (9/7/6 mm). Avvertenze per la posa e la pulizia a pag. 318
Anodized Aluminium strips for use between wall tiles of different thicknesses (9/7/6 mm). Instructions for installation and cleaning page. 318

		MATITA ALLUM. WHITE 000087 PZ 27,90
MATITA ALLUMINIO 0,5x120 \varnothing 4 Parte superiore arrotondata / Rounded top.		MATITA ALLUM. TERRACOTTA 0008530 PZ 27,90
		MATITA ALLUM. BLU 0008532 PZ 27,90
MATITA ALLUMINIO 000086 PZ 20,90		MATITA ALLUM. VERDE 0008531 PZ 27,90
Parte superiore arrotondata e colorata con resine acriliche. Rounded top colored with acrylic resins.		MATITA ALLUM. ORO 0008535 PZ 27,90
		MATITA ALLUM. ARDESIA 0008533 PZ 27,90
MATITA ALLUMINIO 000086 PZ 20,90		MATITA ALLUM. BLACK 000088 PZ 27,90
MATITA ALLUM. RAME SCURO 0008534 PZ 27,90		

		MATITA ALLUM. BRONZO 0000557 PZ 34,90
MATITA ALLUMINIO 0,5x120 \varnothing 4 Parte superiore piatta colorata in bagno galvanico / Flat top colored in galvanic bath.		MATITA ALLUM. RAME 0000556 PZ 34,90



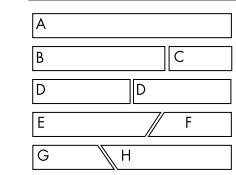

P.tech ON DEMAND



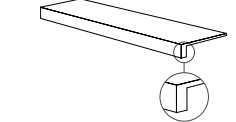
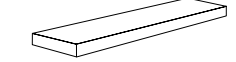
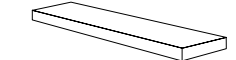



La tecnologia P.TECH migliora le performance anti-scivolo dei pavimenti, mantenendo inalterati i valori di resistenza meccanica del gres porcellanato, con una finitura estremamente piacevole al tatto e facile da pulire.
LAB325 in finitura P.TECH, nei formati 60x120, 120x120, 80x160 e 80x80, può essere fornita su richiesta con un ordine soggetto a lotto minimo di produzione.

The innovative P.TECH technology which improves the slip resistance of floors while delivering the renowned mechanical strength of porcelain stoneware and a finish that is both extremely pleasant to the touch and easy to clean.
LAB325 in P.TECH finish, in the 60x120, 120x120, 80x160 and 80x80 sizes, can be supplied on request with an order subject to a minimum production batch.

LAB325

CONCRETE

DECORI / DECORATIVE 9 mm	BASE PEARL	BASE ASH	BASE TAUPE	BASE PEPPER
 SLIM PACK mix sizes rett. F 101,90 Pcs/box: A 7,5x60 \varnothing 4 B 7,5x40 \varnothing 4 C 7,5x20 \varnothing 4 D 7,5x30 \varnothing 4 E 7,5x40 Diagonale Sx \varnothing 1 F 7,5x20 Diagonale Dx \varnothing 1 G 7,5x20 Diagonale Sx \varnothing 1 H 7,5x40 Diagonale Dx \varnothing 1 1 \varnothing = 0,54 mq				
	0002885	0002886	0002887	0002888

PEZZI SPECIALI / SPECIAL TRIMS 9 mm	BASE PEARL	BASE ASH	BASE TAUPE	BASE PEPPER
 BATTISCOPA 5,5x60 PZ 7,90 \varnothing 10	0002889	0002890	0002891	0002892
 BATTISCOPA 5,5x80 PZ 8,90 \varnothing 8	0003075	0003076	0002681	0002682
 GRADONE TOP rett. 32x120x4,5x2 PZ 172,90 \varnothing 1	0003077	0003078	0002683	0002684
 ANGOLARE TOP SX 32x120x4,5x2 PZ 198,90 \varnothing 1	0003079	0003080	0002685	0002686
 ANGOLARE TOP DX 32x120x4,5x2 PZ 198,90 \varnothing 1	0003081	0003082	0002687	0002688
				
		FORM ASH	FORM TAUPE	
 ELEMENTO L MONOL. R11 15x30x5 PZ 14,90 \varnothing 8	-	0003574	0003575	-

GRES PORCELLANATO TUTTA MASSA FULL BODY PORCELAIN

Classificazione secondo norme UNI EN 14411 (ISO 13006) Allegato G-Gruppo Bla UGL
Classification in accordance with UNI EN 14411 (ISO 13006) Annex G-Group Bla UGL



PROPRIETÀ FISICO-CHIMICHE PHYSICAL-CHEMICAL PROPERTIES	NORMA NORM	VALORE PRESCRITTO DALLE NORME VALUE PRESCRIBED FROM THE NORMS	VAL. / VALUE LAB325 NAT.	VAL. / VALUE LAB325 GRIP/ OUT.20
RESISTENZA ALLO SCIVOLAMENTO SLIP RESISTANCE	B.C.R.A. C.A.	μ 0,19 SCIVOLOSITÀ PERICOLOSA - DANGEROUSLY SLIPPERY 0,20 < μ < 0,39 SCIVOLOSITÀ ECCESSIVA - EXCESSIVELY SLIPPERY 0,40 < μ < 0,74 ATRITO SODDISFACENTE - SATISFACTORY GRIP μ 0,75 ATRITO ECCELLENTE - EXCELLENT GRIP	> 0,40	> 0,40
	B.C.R.A. G.B.		> 0,40	> 0,40
	ASTM C 1028 (S.C.O.F.)	SLIP RESISTANT (> 0,60)	> 0,60 DRY	> 0,60 DRY
	DIN 51130	IN FUNZIONE DELL'AMBIENTE O DELLA ZONA DI LAVORO BASING ON THE ENVIRONMENT OR THE WORKING AREA	R10	R11
	DIN 51097	-	A+B	A+B+C
	ANSI A 137-1:2012 (D.C.O.F.)	\geq 0,42	> 0,42	> 0,42

Index

CONCRETE

BLEND
GHOST

LAB325

CROSSROAD CHALK
DOWNTOWN
DOCKS

SOLID COLOURS

CHROME

METAL

INTERNO 9 WIDE
INTERNO 9

STONE

ATLANTIS
NATIVE
ALPES WIDE
ALPES RAW
MONOLITH
UNIKA
RE-WORK
FOSSIL

MARBLE

SENSI SIGNORIA
SENSI GEMS
SENSI UP
SENSI
GRACE

WOOD

ECO CHIC
NEST
CROSSROAD WOOD
DOLPHIN
SOLERAS

RUSTIC

PETRAIA

OUT.20

BLEND / LAB325 / GENT
ATLANTIS / GHOST
NATIVE / UNIKA / RE-WORK
DOLPHIN / SOLERAS / ECO CHIC

OUT.30

LAB325 / TRENTO

DECOR

WIDE&STYLE MINI
PLAY
CROSSROAD BRICK

WALL

DO UP
DO UP TOUCH

SOLUTIONS

LEVEL
FACTORY

HARDKOLL

COLLANTI E SIGILLANTI





TECH

INFORMAZIONI TECNICHE

THE PERFECT COMBO

DALLA CONSULTAZIONE DELLA MATERIOTECA ABK, NASCE LA NUOVA SEZIONE DEDICATA AGLI ABBINAMENTI CHE VALORIZZANO LE SUPERFICI DELLE PRINCIPALI COLLEZIONI.

THE NEW SECTION EXPLORES THE DIFFERENT WAYS IN WHICH ABK MATERIALS CAN BE COORDINATED TO ENHANCE THE SURFACES OF THE MAIN COLLECTIONS.



Index

CONCRETE

BLEND
GHOST

LAB325

CROSSROAD CHALK
DOWNTOWN
DOCKS

SOLID COLOURS

CHROME

METAL

INTERNO 9 WIDE
INTERNO 9

STONE

ATLANTIS
NATIVE
ALPES WIDE
ALPES RAW
MONOLITH
UNIKA
RE-WORK
FOSSIL

MARBLE

SENSI SIGNORIA
SENSI GEMS
SENSI UP
SENSI
GRACE

WOOD

ECO CHIC
NEST
CROSSROAD WOOD
DOLPHIN
SOLERAS

RUSTIC

PETRAIA

OUT.20

BLEND / LAB325 / GENT
ATLANTIS / GHOST
NATIVE / UNIKA / RE-WORK
DOLPHIN / SOLERAS / ECO CHIC

OUT.30

LAB325 / TRENTO

DECOR

WIDE&STYLE MINI
PLAY
CROSSROAD BRICK

WALL

DO UP
DO UP TOUCH

SOLUTIONS

LEVEL
FACTORY






HARDKOLL

COLLANTI E SIGILLANTI

TECH

INFORMAZIONI TECNICHE

CROSSROAD CHALK

GRES PORCELLANATO TUTTA MASSA FULL BODY PORCELAIN	
6 mm	9 mm
160x320 nat. 120x280 nat.	120x120 nat. 80x160 nat. 60x120 nat. 80x80 nat.
 WHITE	 SAND
 GREY	 SMOKE
 COAL	

CONCRETE

Index

CONCRETE

BLEND
GHOST
LAB325

CROSSROAD CHALK

DOWNTOWN
DOCKS

SOLID COLOURS

CHROME

METAL

INTERNO 9 WIDE
INTERNO 9

STONE

ATLANTIS
NATIVE
ALPES WIDE
ALPES RAW
MONOLITH
UNIKA
RE-WORK
FOSSIL

MARBLE

SENSI SIGNORIA
SENSI GEMS
SENSI UP
SENSI
GRACE

WOOD

ECO CHIC
NEST
CROSSROAD WOOD
DOLPHIN
SOLERAS

RUSTIC

PETRAIA

OUT.20

BLEND / LAB325 / GENT
ATLANTIS / GHOST
NATIVE / UNIKA / RE-WORK
DOLPHIN / SOLERAS / ECO CHIC

OUT.30

LAB325 / TRENTO

DECOR

WIDE&STYLE MINI
PLAY
CROSSROAD BRICK

WALL

DO UP
DO UP TOUCH

SOLUTIONS

LEVEL
FACTORY

HARDKOLL

COLLANTI E SIGILLANTI

TECH

INFORMAZIONI TECNICHE



CROSSROAD CHALK

WHITE

6 mm			
** 120x280	nat rett.	0008718	F 102,50
9 mm			
* 120x120	nat rett.	0000520	F 74,50
* 60x120	nat rett.	0001207	F 56,90
* 80x160	nat rett.	0000502	F 84,90
* 80x80	nat rett.	0000508	F 53,50



SAND

6 mm			
* 160x320	nat rett.	0000491	F 137,90
** 120x280	nat rett.	0008719	F 102,50
9 mm			
* 120x120	nat rett.	0000521	F 74,50
* 60x120	nat rett.	0001208	F 56,90
* 80x160	nat rett.	0000503	F 84,90
* 80x80	nat rett.	0000509	F 53,50



CROSSROAD CHALK

GREY

6 mm			
* 160x320	nat rett.	0000493	F 137,90
** 120x280	nat rett.	0008278	F 102,50
9 mm			
* 120x120	nat rett.	0000523	F 74,50
* 60x120	nat rett.	0001210	F 56,90
* 80x160	nat rett.	0000505	F 84,90
* 80x80	nat rett.	0000511	F 53,50



SMOKE

6 mm			
** 120x280	nat rett.	0008277	F 102,50
9 mm			
* 120x120	nat rett.	0000522	F 74,50
* 60x120	nat rett.	0001209	F 56,90
* 80x160	nat rett.	0000504	F 84,90
* 80x80	nat rett.	0000510	F 53,50



* Fino ad esaurimento scorte l' art. verrà consegnato a spessore 7 mm. The item will be delivered 7 mm thick until stocks are exhausted.

** Fino ad esaurimento scorte l' art. verrà consegnato nel formato 120x278 6 mm oppure 120x240 7 mm. The item will be delivered 6 mm 120x278 or 7 mm 120x240 until stocks are exhausted.

CONCRETE

Index

CONCRETE

BLEND
GHOST
LAB325

CROSSROAD CHALK

DOWNTOWN
DOCKS

SOLID COLOURS

CHROME

METAL

INTERNO 9 WIDE
INTERNO 9

STONE

ATLANTIS
NATIVE
ALPES WIDE
ALPES RAW
MONOLITH
UNIKA
RE-WORK
FOSSIL

MARBLE

SENSI SIGNORIA
SENSI GEMS
SENSI UP
SENSI
GRACE

WOOD

ECO CHIC
NEST
CROSSROAD WOOD
DOLPHIN
SOLERAS

RUSTIC

PETRAIA

OUT.20

BLEND / LAB325 / GENT
ATLANTIS / GHOST
NATIVE / UNIKA / RE-WORK
DOLPHIN / SOLERAS / ECO CHIC

OUT.30

LAB325 / TRENTO

DECOR

WIDE&STYLE MINI
PLAY
CROSSROAD BRICK

WALL

DO UP
DO UP TOUCH

SOLUTIONS

LEVEL
FACTORY

HARDKOLL

COLLANTI E SIGILLANTI

TECH

INFORMAZIONI TECNICHE

CROSSROAD CHALK

COAL

6 mm			
* 160x320	nat rett.	0000494	F 137,90
** 120x280	nat rett.	0008279	F 102,50
9 mm			
* 120x120	nat rett.	0000524	F 74,50
* 60x120	nat rett.	0001211	F 56,90
* 80x160	nat rett.	0000506	F 84,90
* 80x80	nat rett.	0000512	F 53,50



* Fino ad esaurimento scorte l' art. verrà consegnato a spessore 7 mm. The item will be delivered 7 mm thick until stocks are exhausted.

** Fino ad esaurimento scorte l' art. verrà consegnato nel formato 120x278 6 mm oppure 120x240 7 mm. The item will be delivered 6 mm 120x278 or 7 mm 120x240 until stocks are exhausted.

MATITE ALLUMINIO - ALUMINIUM STRIPS

Articoli realizzati in alluminio anodizzato per l'uso a parete, adatti a raccordare piastrelle di diverso spessore (9/7/6 mm). Avvertenze per la posa e la pulizia a pag. 318
Anodized Aluminium strips for use between wall tiles of different thicknesses (9/7/6 mm). Instructions for installation and cleaning page. 318

		MATITA ALLUM. WHITE 0000087 PZ 27,90		
		MATITA ALLUM. TERRACOTTA 0008530 PZ 27,90		
MATITA ALLUMINIO 0,5x120 \varnothing 4 Parte superiore arrotondata / Rounded top.		MATITA ALLUM. BLU 0008532 PZ 27,90		
	MATITA ALLUMINIO 0000086 PZ 20,90		MATITA ALLUM. BRONZO 0000557 PZ 34,90	
Parte superiore arrotondata e colorata con resine acriliche. Rounded top colored with acrylic resins.		MATITA ALLUM. VERDE 0008531 PZ 27,90		MATITA ALLUM. RAME 0000556 PZ 34,90
	MATITA ALLUM. ORO 0008535 PZ 27,90		MATITA ALLUM. ARDESIA 0008533 PZ 27,90	
	MATITA ALLUM. RAME SCURO 0008534 PZ 27,90		MATITA ALLUM. BLACK 0000088 PZ 27,90	

CROSSROAD CHALK

CONCRETE



DECORI / DECORATIVE		WHITE	SAND	GREY	SMOKE	COAL
	MOS GEM 30x34 rett. F 209,90 \varnothing 5	0000578	0000579	0000581	0000580	0000582
	TRAPEZIO 60x30x30 rett. F 172,90 \varnothing 4 = 0,46 MQ	0000526	0000527	0000529	0000528	** 0000530
	ROMBO 30 30x30 rett. F 172,90 \varnothing 7 = 0,54 MQ	0000532	0000533	0000535	0000534	0000536

PEZZI SPECIALI / SPECIAL TRIMS	9 mm	WHITE	SAND	GREY	SMOKE	COAL
	* BATTISCOPA 5,5x80 PZ 8,90 \varnothing 8	0001212	0001213	0001215	0001214	0001216
	GRADONE TOP rett. 32x120x4,5x2 PZ 172,90 \varnothing 1	0001217	0001218	0001220	0001219	0001221
	ANGOLARE TOP SX 32x120x4,5x2 PZ 198,90 \varnothing 1	0001222	0001223	0001225	0001224	0001226
	ANGOLARE TOP DX 32x120x4,5x2 PZ 198,90 \varnothing 1	0001227	0001228	0001230	0001229	0001231

* Fino ad esaurimento scorte l' art. verrà consegnato a spessore 7 mm. The item will be delivered 7 mm thick until stocks are exhausted.

** Art. a spessore 9 mm = 3 PZ/BOX = 0,35 mq. 9 mm Thick item = 3 PCS/BOX = 0,35 Sqm

GRES PORCELLANATO TUTTA MASSA FULL BODY PORCELAIN

Classificazione secondo norme UNI EN 14411 (ISO 13006) Allegato G-Gruppo Bla UGL
Classification in accordance with UNI EN 14411 (ISO 13006) Annex G-Group Bla UGL



PROPRIETÀ FISICO-CHIMICHE PHYSICAL-CHEMICAL PROPERTIES	NORMA NORM	VALORE PRESCRITTO DALLE NORME VALUE PRESCRIBED FROM THE NORMS	VAL. / VALUE CROSSROAD CHALK NAT.
RESISTENZA ALLO SCIVOLAMENTO SLIP RESISTANCE	B.C.R.A. C.A.	μ 0,19 SCIVOLOSITÀ PERICOLOSA - DANGEROUSLY SLIPPERY $0,20 < \mu < 0,39$ SCIVOLOSITÀ ECCESSIVA - EXCESSIVELY SLIPPERY	> 0,40
	B.C.R.A. G.B.	$0,40 < \mu < 0,74$ ATRITO SODDISFACENTE - SATISFACTORY GRIP μ 0,75 ATRITO ECCELLENTE - EXCELLENT GRIP	> 0,40
	ASTM C 1028 (S.C.O.F.)	SLIP RESISTANT (> 0,60)	> 0,60 DRY > 0,60 WET
	DIN 51130	IN FUNZIONE DELL'AMBIENTE O DELLA ZONA DI LAVORO BASING ON THE ENVIRONMENT OR THE WORKING AREA	R10
	DIN 51097	-	A+B
ANSI A 137-1:2012 [D.C.O.F.]		$\geq 0,42$	> 0,42

Index

CONCRETE

BLEND
GHOST
LAB325

CROSSROAD CHALK

DOWNTOWN
DOCKS

SOLID COLOURS

CHROME

METAL

INTERNO 9 WIDE
INTERNO 9

STONE

ATLANTIS
NATIVE
ALPES WIDE
ALPES RAW
MONOLITH
UNIKA
RE-WORK
FOSSIL

MARBLE

SENSI SIGNORIA
SENSI GEMS
SENSI UP
SENSI
GRACE

WOOD

ECO CHIC
NEST
CROSSROAD WOOD
DOLPHIN
SOLERAS

RUSTIC

PETRAIA

OUT.20

BLEND / LAB325 / GENT
ATLANTIS / GHOST
NATIVE / UNIKA / RE-WORK
DOLPHIN / SOLERAS / ECO CHIC

OUT.30

LAB325 / TRENTO

DECOR

WIDE&STYLE MINI
PLAY
CROSSROAD BRICK

WALL

DO UP
DO UP TOUCH

SOLUTIONS

LEVEL
FACTORY

HARDKOLL

COLLANTI E SIGILLANTI

TECH


INFORMAZIONI TECNICHE

CROSSROAD CHALK

THE PERFECT COMBO

DALLA CONSULTAZIONE DELLA MATERIOTECA ABK, NASCE LA NUOVA SEZIONE DEDICATA AGLI ABBINAMENTI CHE VALORIZZANO LE SUPERFICI DELLE PRINCIPALI COLLEZIONI.

THE NEW SECTION EXPLORES THE DIFFERENT WAYS IN WHICH ABK MATERIALS CAN BE COORDINATED TO ENHANCE THE SURFACES OF THE MAIN COLLECTIONS.



CROSSROAD CHALK

CONCRETE



Index

CONCRETE

BLEND
GHOST
LAB325

CROSSROAD CHALK

DOWNTOWN
DOCKS

SOLID COLOURS

CHROME

METAL

INTERNO 9 WIDE
INTERNO 9

STONE

ATLANTIS
NATIVE
ALPES WIDE
ALPES RAW
MONOLITH
UNIKA
RE-WORK
FOSSIL

MARBLE

SENSI SIGNORIA
SENSI GEMS
SENSI UP
SENSI
GRACE

WOOD

ECO CHIC
NEST
CROSSROAD WOOD
DOLPHIN
SOLERAS

RUSTIC

PETRAIA

OUT.20

BLEND / LAB325 / GENT
ATLANTIS / GHOST
NATIVE / UNIKA / RE-WORK
DOLPHIN / SOLERAS / ECO CHIC

OUT.30

LAB325 / TRENTO

DECOR

WIDE&STYLE MINI
PLAY
CROSSROAD BRICK

WALL

DO UP
DO UP TOUCH

SOLUTIONS

LEVEL
FACTORY






HARDKOLL

COLLANTI E SIGILLANTI

TECH

INFORMAZIONI TECNICHE


DOWNTOWN

GRES PORCELLANATO A MASSA COLORATA FULL BODY COLORED PORCELAIN			
9,5 mm		9 mm	
80x80	nat.	60x60	nat.
		30x60	nat. / R11
	IVORY		ECRU
	EARTH		ASH
	GRAPHITE		

CONCRETE

Index

CONCRETE	BLEND GHOST LAB325 CROSSROAD CHALK DOWNTOWN DOCKS
SOLID COLOURS	CHROME
METAL	INTERNO 9 WIDE INTERNO 9
STONE	ATLANTIS NATIVE ALPES WIDE ALPES RAW MONOLITH UNIKA RE-WORK FOSSIL
MARBLE	SENSI SIGNORIA SENSI GEMS SENSI UP SENSI GRACE
WOOD	ECO CHIC NEST CROSSROAD WOOD DOLPHIN SOLERAS
RUSTIC	PETRAIA
OUT.20	BLEND / LAB325 / GENT ATLANTIS / GHOST NATIVE / UNIKA / RE-WORK DOLPHIN / SOLERAS / ECO CHIC
OUT.30	LAB325 / TRENTO
DECOR	WIDE&STYLE MINI PLAY CROSSROAD BRICK
WALL	DO UP DO UP TOUCH
SOLUTIONS	LEVEL FACTORY
HARDKOLL	COLLANTI E SIGILLANTI
TECH	INFORMAZIONI TECNICHE



DOWNTOWN

IVORY

9,5 mm

80x80	nat rett.	DWR52050	F 50,90
-------	-----------	-----------------	---------

9 mm

60x60	nat rett.	DWR01050	F 45,90
-------	-----------	-----------------	---------

30x60	nat rett.	DWR03050	F 42,50
-------	-----------	-----------------	---------



ECRU

9 mm

60x60	nat rett.	DWR01100	F 45,90
-------	-----------	-----------------	---------

30x60	nat rett.	DWR03100	F 42,50
-------	-----------	-----------------	---------




DOWNTOWN

EARTH

9 mm

60x60	nat rett.	DWR01150	F 45,90
-------	-----------	-----------------	---------

30x60	nat rett.	DWR03150	F 42,50
-------	-----------	-----------------	---------



ASH


9,5 mm

80x80	nat rett.	DWR52200	F 50,90
-------	-----------	-----------------	---------

9 mm

60x60	nat rett.	DWR01200	F 45,90
-------	-----------	-----------------	---------

30x60	nat rett.	DWR03200	F 42,50
-------	-----------	-----------------	---------



CONCRETE

Index

CONCRETE

BLEND
GHOST
LAB325
CROSSROAD CHALK

DOWNTOWN

DOCKS

SOLID COLOURS

CHROME

METAL

INTERNO 9 WIDE
INTERNO 9

STONE

ATLANTIS
NATIVE
ALPES WIDE
ALPES RAW
MONOLITH
UNIKA
RE-WORK
FOSSIL

MARBLE

SENSI SIGNORIA
SENSI GEMS
SENSI UP
SENSI
GRACE

WOOD

ECO CHIC
NEST
CROSSROAD WOOD
DOLPHIN
SOLERAS

RUSTIC

PETRAIA

OUT.20

BLEND / LAB325 / GENT
ATLANTIS / GHOST
NATIVE / UNIKA / RE-WORK
DOLPHIN / SOLERAS / ECO CHIC

OUT.30

LAB325 / TRENTO

DECOR

WIDE&STYLE MINI
PLAY
CROSSROAD BRICK

WALL

DO UP
DO UP TOUCH

SOLUTIONS

LEVEL
FACTORY

HARDKOLL

COLLANTI E SIGILLANTI

TECH

INFORMAZIONI TECNICHE

DOWNTOWN

GRAPHITE

9 mm

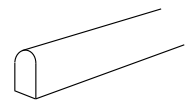
60x60 nat rett. **DWR01250** F 45,90

30x60 nat rett. **DWR03250** F 42,50



MATITE ALLUMINIO - ALUMINIUM STRIPS

Articoli realizzati in alluminio anodizzato per l'uso a parete, adatti a raccordare piastrelle di diverso spessore (9/7/6 mm). Avvertenze per la posa e la pulizia a pag. 318
Anodized Aluminium strips for use between wall tiles of different thicknesses (9/7/6 mm). Instructions for installation and cleaning page. 318



MATITA ALLUMINIO 0,5x120 ☉ 4
Parte superiore arrotondata / Rounded top.

MATITA ALLUMINIO
0000086 PZ 20,90

Parte superiore arrotondata e colorata con resine acriliche.
Rounded top colored with acrylic resins.

MATITA ALLUM. ORO
0008535 PZ 27,90

MATITA ALLUM. RAME SCURO
0008534 PZ 27,90



MATITA ALLUM. WHITE
0000087 PZ 27,90



MATITA ALLUM. TERRACOTTA
0008530 PZ 27,90



MATITA ALLUM. BLU
0008532 PZ 27,90



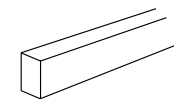
MATITA ALLUM. VERDE
0008531 PZ 27,90



MATITA ALLUM. ARDESIA
0008533 PZ 27,90



MATITA ALLUM. BLACK
0000088 PZ 27,90



MATITA ALLUMINIO 0,5x120 ☉ 4
Parte superiore piatta colorata in bagno galvanico / Flat top colored in galvanic bath.



MATITA ALLUM. BRONZO
0000557 PZ 34,90



MATITA ALLUM. RAME
0000556 PZ 34,90

DOWNTOWN



30x40 ☉ 4
MOSAICO BRICK IVORY//ASH
DWR51051 nat. rett. PZ 21,90


(Miscelazione colori casuale - Random mixing colours)



5x80 ☉ 4
LIST. SOLERAS ANTRACITE
S1R49155 rett. PZ 6,90



30x60 ☉ 2
DEC. ONE WAY ARROW ASH
DWR03201 rett. PZ 44,90



30x60 ☉ 2
DEC. ONE WAY LINE ASH
DWR03202 rett. PZ 44,90



1,5x60 ☉ 4
MATITA METAL (alluminio - aluminium)
DWR01001 PZ 15,90



1,5x80 ☉ 3
MATITA METAL (alluminio - aluminium)
DKR51051 PZ 19,90



2x80 ☉ 3
LISTELLO FOGLIA ARGENTO (Vetro - Glass)
FSR51210 PZ 39,90



5x40 ☉ 4
*LISTELLO WOOD
DKR51055 rett. PZ 19,90

Antico legno alpino recuperato da costruzioni dismesse e trattato per l'utilizzo in parete e a pavimento.

Ogni pezzo è unico e irripetibile.
Antique alpin wood, recovered from discontinued buildings and treated for floor and wall use. Every single piece turns out to be different and unique.

*Art. realizzati con materiali naturali: vedi indicazioni per posa e pulizia a pag. 318 dell' area tecnica.
Items produced with natural materials: check the technical area at page 318.

CONCRETE



30x40 ☉ 4
MOSAICO BRICK ECRU//EARTH
DWR51001 nat. rett. PZ 21,90

(Miscelazione colori casuale - Random mixing colours)



5x80 ☉ 4
LIST. SOLERAS AVANA
S1R49255 rett. PZ 6,90



30x60 ☉ 2
DEC. ONE WAY ARROW GRAPHITE
DWR03251 rett. PZ 44,90



30x60 ☉ 2
DEC. ONE WAY LINE GRAPHITE
DWR03252 rett. PZ 44,90



1,5x30 ☉ 4
FASCIA VETRO PLATINO
R1R03207 PZ 22,90



1,5x30 ☉ 4
FASCIA VETRO ORO
R1R03106 PZ 22,90



1,5x30 ☉ 4
FASCIA VETRO BRONZO
R1R03157 PZ 22,90

(Vetro e metalli preziosi - Glass and precious metals)

Index

CONCRETE

BLEND
GHOST
LAB325
CROSSROAD CHALK

DOWNTOWN

DOCKS

SOLID COLOURS

CHROME

METAL

INTERNO 9 WIDE
INTERNO 9

STONE

ATLANTIS
NATIVE
ALPES WIDE
ALPES RAW
MONOLITH
UNIKA
RE-WORK
FOSSIL

MARBLE

SENSI SIGNORIA
SENSI GEMS
SENSI UP
SENSI
GRACE

WOOD

ECO CHIC
NEST
CROSSROAD WOOD
DOLPHIN
SOLERAS

RUSTIC

PETRAIA

OUT.20

BLEND / LAB325 / GENT
ATLANTIS / GHOST
NATIVE / UNIKA / RE-WORK
DOLPHIN / SOLERAS / ECO CHIC

OUT.30

LAB325 / TRENTO

DECOR

WIDE&STYLE MINI
PLAY
CROSSROAD BRICK

WALL

DO UP
DO UP TOUCH

SOLUTIONS

LEVEL
FACTORY

HARDKOLL

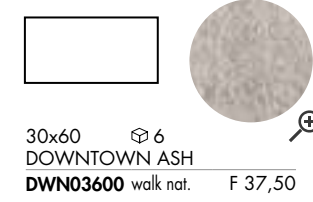

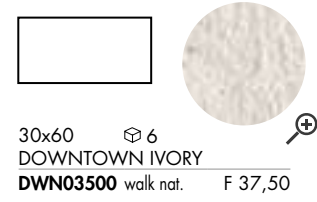
COLLANTI E SIGILLANTI

TECH

INFORMAZIONI TECNICHE

DOWNTOWN

OUTDOOR R11 9 mm



floor
DOWNTOWN ASH WALK 30x60

DOWNTOWN

CONCRETE



DECORI / DECORATIVE 9 mm	IVORY	ECRU	EARTH	ASH	GRAPHITE
MOS. QUADRETTI rett. 30x30 F 101,90 4	DWR09051	DWR09101	DWR09151	DWR09201	DWR09251
MOS. QUADRETTI walk 30x30 F 101,90 4	DWR03500	-	DWR03550	DWR03600	-
MIX SIZES rett. 30x60 F 74,90 6 Pcs box: 5x60 6 10x60 6 15x60 6	DWR00050	DWR00100	DWR00150	DWR00200	DWR00250

PEZZI SPECIALI / SPECIAL TRIMS	IVORY	ECRU	EARTH	ASH	GRAPHITE
BATTISCOPA rett. 5,5x80 PZ 8,90 8 9,5 mm	DWR52054	-	-	DWR52204	-
BATTISCOPA rett. 5,5x60 PZ 7,90 10 9 mm	DWR01054	DWR01104	DWR01154	DWR01204	DWR01254
GRADONE TOP rett. 33x60x4,5x2 PZ 79,90 2 9 mm	DWR01053	DWR01103	DWR01153	DWR01203	DWR01253
ANGOLARE TOP SX 33x60x4,5x2 PZ 108,90 1 9 mm	DWR01056	DWR01106	DWR01156	DWR01206	DWR01256
ANGOLARE TOP DX 33x60x4,5x2 PZ 108,90 1 9 mm	DWR01055	DWR01105	DWR01155	DWR01205	DWR01255
ELEMENTO L walk INC. 16,5x60x5 PZ 32,90 R11 4 9 mm	DWN03501A	-	DWN03551A	DWN03601A	-

GRES PORCELLANATO A MASSA COLORATA FULL BODY COLORED PORCELAIN

Classificazione secondo norme UNI EN 14411 (ISO 13006) Allegato G-Gruppo Bla GL
Classification in accordance with UNI EN 14411 (ISO 13006) Annex G-Group Bla GL



PROPRIETÀ FISICO-CHIMICHE PHYSICAL-CHEMICAL PROPERTIES	NORMA NORM	VALORE PRESCRITTO DALLE NORME VALUE PRESCRIBED FROM THE NORMS	VAL. / VALUE DOWNTOWN NAT.	VAL. / VALUE DOWNTOWN WALK
RESISTENZA ALLO SCIVOLAMENTO SLIP RESISTANCE	B.C.R.A. C.A.	$\mu > 0,19$ SCIVOLOSITÀ PERICOLOSA - DANGEROUSLY SLIPPERY $0,20 < \mu < 0,39$ SCIVOLOSITÀ ECCESSIVA - EXCESSIVELY SLIPPERY $0,40 < \mu < 0,74$ ATRIBITO SODDISFACENTE - SATISFACTORY GRIP $\mu > 0,75$ ATRIBITO ECCELLENTE - EXCELLENT GRIP	> 0,40	> 0,40
	B.C.R.A. G.B.		> 0,40	> 0,40
	ASTM C 1028 (S.C.O.F.)	SLIP RESISTANT (> 0,60)	> 0,60 DRY > 0,60 WET	> 0,60 DRY > 0,60 WET
	DIN 51130	IN FUNZIONE DELL'AMBIENTE O DELLA ZONA DI LAVORO BASING ON THE ENVIRONMENT OR THE WORKING AREA	R9	R11
	DIN 51097	-	A	A+B+C
ANSI A 137-1:2012 (D.C.O.F.)		$\geq 0,42$	> 0,42	> 0,42

Index

CONCRETE

BLEND
GHOST
LAB325
CROSSROAD CHALK

DOWNTOWN

DOCKS

SOLID COLOURS

CHROME

METAL

INTERNO 9 WIDE
INTERNO 9

STONE

ATLANTIS
NATIVE
ALPES WIDE
ALPES RAW
MONOLITH
UNIKA
RE-WORK
FOSSIL

MARBLE

SENSI SIGNORIA
SENSI GEMS
SENSI UP
SENSI
GRACE

WOOD

ECO CHIC
NEST
CROSSROAD WOOD
DOLPHIN
SOLERAS

RUSTIC

PETRAIA

OUT.20

BLEND / LAB325 / GENT
ATLANTIS / GHOST
NATIVE / UNIKA / RE-WORK
DOLPHIN / SOLERAS / ECO CHIC

OUT.30

LAB325 / TRENTO

DECOR

WIDE&STYLE MINI
PLAY
CROSSROAD BRICK

WALL

DO UP
DO UP TOUCH

SOLUTIONS

LEVEL
FACTORY







HARDKOLL

COLLANTI E SIGILLANTI

TECH

INFORMAZIONI TECNICHE

DOCKS

GRES PORCELLANATO A MASSA COLORATA FULL BODY COLORED PORCELAIN			
9,5 mm		9 mm	
80x80	nat. / pat.	60x120	nat.
		40x80	nat.
		60x60	nat. / pat.
		30x60	nat. / R11
	BLACK		GREY
	SILVER		WHITE
	BONE		WARM

CONCRETE

Index

CONCRETE

BLEND
GHOST
LAB325
CROSSROAD CHALK
DOWNTOWN

DOCKS

SOLID COLOURS

CHROME

METAL

INTERNO 9 WIDE
INTERNO 9

STONE

ATLANTIS
NATIVE
ALPES WIDE
ALPES RAW
MONOLITH
UNIKA
RE-WORK
FOSSIL

MARBLE

SENSI SIGNORIA
SENSI GEMS
SENSI UP
SENSI
GRACE

WOOD

ECO CHIC
NEST
CROSSROAD WOOD
DOLPHIN
SOLERAS

RUSTIC

PETRAIA

OUT.20

BLEND / LAB325 / GENT
ATLANTIS / GHOST
NATIVE / UNIKA / RE-WORK
DOLPHIN / SOLERAS / ECO CHIC

OUT.30

LAB325 / TRENTO

DECOR

WIDE&STYLE MINI
PLAY
CROSSROAD BRICK

WALL

DO UP
DO UP TOUCH

SOLUTIONS

LEVEL
FACTORY

HARDKOLL

COLLANTI E SIGILLANTI

TECH

INFORMAZIONI TECNICHE



DOCKS

BLACK

9,5 mm

80x80	nat rett.	DKR52200	F 50,90
80x80	patinato rett.	DKL52200	F 61,50

9 mm

40x80	nat rett.	DKR5120C	F 50,90
60x60	nat	DKN01200	F 39,50
60x60	nat rett.	DKR01200	F 45,90
60x60	patinato rett.	DKL01200	F 59,50
30x60	nat rett.	DKR03200	F 42,50



GREY

9,5 mm

80x80	nat rett.	DKR52150	F 50,90
80x80	patinato rett.	DKL52150	F 61,50

9 mm

40x80	nat rett.	DKR5115C	F 50,90
60x60	nat	DKN01150	F 39,50
60x60	nat rett.	DKR01150	F 45,90
60x60	patinato rett.	DKL01150	F 59,50
30x60	nat rett.	DKR03150	F 42,50



DOCKS

SILVER

9,5 mm

80x80	nat rett.	DKR52100	F 50,90
80x80	patinato rett.	DKL52100	F 61,50

9 mm


60x120	nat rett.	0007974	F 54,50
40x80	nat rett.	DKR5110C	F 50,90
60x60	nat	DKN01100	F 39,50
60x60	nat rett.	DKR01100	F 45,90
60x60	patinato rett.	DKL01100	F 59,50
30x60	nat rett.	DKR03100	F 42,50



WHITE

9 mm

40x80	nat rett.	DKR5105C	F 50,90
60x60	nat rett.	DKR01050	F 45,90
60x60	patinato rett.	DKL01050	F 59,50
30x60	nat rett.	DKR03050	F 42,50



CONCRETE

Index

CONCRETE

BLEND
GHOST
LAB325
CROSSROAD CHALK
DOWNTOWN

DOCKS

SOLID COLOURS

CHROME

METAL

INTERNO 9 WIDE
INTERNO 9

STONE

ATLANTIS
NATIVE
ALPES WIDE
ALPES RAW
MONOLITH
UNIKA
RE-WORK
FOSSIL

MARBLE

SENSI SIGNORIA
SENSI GEMS
SENSI UP
SENSI
GRACE

WOOD

ECO CHIC
NEST
CROSSROAD WOOD
DOLPHIN
SOLERAS

RUSTIC

PETRAIA

OUT.20

BLEND / LAB325 / GENT
ATLANTIS / GHOST
NATIVE / UNIKA / RE-WORK
DOLPHIN / SOLERAS / ECO CHIC

OUT.30

LAB325 / TRENTO

DECOR

WIDE&STYLE MINI
PLAY
CROSSROAD BRICK

WALL

DO UP
DO UP TOUCH

SOLUTIONS

LEVEL
FACTORY

HARDKOLL

COLLANTI E SIGILLANTI

TECH

INFORMAZIONI TECNICHE

DOCKS

BONE

9,5 mm

80x80	nat rett.	DKR52250	F 50,90
80x80	patinata rett.	DKL52250	F 61,50

9 mm

60x120	nat rett.	0007975	F 54,50
40x80	nat rett.	DKR5125C	F 50,90
60x60	nat	DKN01250	F 39,50
60x60	nat rett.	DKR01250	F 45,90
60x60	patinata rett.	DKL01250	F 59,50
30x60	nat rett.	DKR03250	F 42,50



WARM

9 mm

60x60	nat rett.	DKR01300	F 45,90
60x60	patinata rett.	DKL01300	F 59,50
30x60	nat rett.	DKR03300	F 42,50



DOCKS

DECORI DA RIVESTIMENTO - WALL DECORS 9 mm



30x60 4
DEC. MURALES SILVER MIX 4
DKR03113 rett. PZ 43,90



30x60 4
DEC. MURALES WHITE MIX 4
DKR03063 rett. PZ 43,90




30x60 4
DEC. MURALES BONE MIX 4
DKR03263 rett. PZ 43,90



2x60 4
MAT. MURALES BRONZE
DKR03064 rett. PZ 13,90

DECORI DA RIVESTIMENTO E DA PAVIMENTO - WALL AND FLOOR DECORS 9 mm



30x30 4
DECORO COMBI 4 BIANCO/NERO
DKR01062 rett. PZ 26,90



30x30 4
DECORO COMBI 4 BEIGE/ROSSO
DKR01262 rett. PZ 26,90



30x30 4
DECORO COMBI 4 GRIGIO/NERO
DKR01112 rett. PZ 26,90



30x30 4
DECORO COMBI 4 GRIGIO/ROSSO
DKR01113 rett. PZ 26,90



30x40 4
MOSAICO BRICK GREY/BLACK
DKR51152 PZ 21,90
(Miscelazione colori casuale - Random mixing colours)



30x40 4
MOSAICO BRICK WHITE/SILVER
DKR51052 PZ 21,90
(Miscelazione colori casuale - Random mixing colours)



30x40 4
MOSAICO BRICK BONE/WARM
DKR51252 PZ 21,90
(Miscelazione colori casuale - Random mixing colours)

CONCRETE

Index

CONCRETE

BLEND
GHOST
LAB325
CROSSROAD CHALK
DOWNTOWN

DOCKS

SOLID COLOURS

CHROME

METAL

INTERNO 9 WIDE
INTERNO 9

STONE

ATLANTIS
NATIVE
ALPES WIDE
ALPES RAW
MONOLITH
UNIKA
RE-WORK
FOSSIL

MARBLE

SENSI SIGNORIA
SENSI GEMS
SENSI UP
SENSI
GRACE

WOOD

ECO CHIC
NEST
CROSSROAD WOOD
DOLPHIN
SOLERAS

RUSTIC

PETRAIA

OUT.20

BLEND / LAB325 / GENT
ATLANTIS / GHOST
NATIVE / UNIKA / RE-WORK
DOLPHIN / SOLERAS / ECO CHIC

OUT.30

LAB325 / TRENTO

DECOR

WIDE&STYLE MINI
PLAY
CROSSROAD BRICK

WALL

DO UP
DO UP TOUCH

SOLUTIONS

LEVEL
FACTORY

HARDKOLL

COLLANTI E SIGILLANTI

TECH

INFORMAZIONI TECNICHE

DOCKS

DECORI DA RIVESTIMENTO - WALL DECORS 9 mm



15x60  2
DEC. SPLASH BLUE MIX 2
DKL04051 rett. PZ 39,90




15x60  2
DEC. SPLASH ARANCIO MIX 2
DKL04251 rett. PZ 39,90



2x60  4
MATITA SPLASH BLUE
DKL04052 rett. PZ 13,90




2x60  4
MATITA SPLASH ARANCIO
DKL04252 rett. PZ 13,90




10x60  4
LIST. OPERA BLUE
DKR03062 rett. PZ 26,90




10x60  4
LIST. OPERA RED
DKR03262 rett. PZ 26,90



5x40  4
*LISTELLO WOOD
DKR51055 rett. PZ 19,90



5x30  4
*FASCIA ESSENZE MIX
19R03053 rett. PZ 21,90
(Legno - Wood)


Antico legno alpino recuperato da costruzioni dismesse e trattato per l'utilizzo in parete e a pavimento.
Ogni pezzo è unico e irripetibile.
Antique alpin wood, recovered from discontinued buildings and treated for floor and wall use. Every single piece turns out to be different and unique.

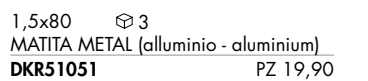



1,5x30  4
FASCIA VETRO ORO
R1R03106 rett. PZ 22,90



1,5x30  4
FASCIA VETRO PLATINO
R1R03207 rett. PZ 22,90

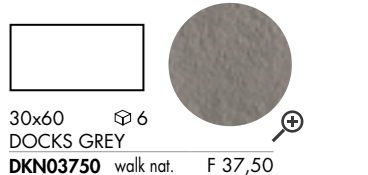
1,5x30  4
FASCIA VETRO BRONZO
R1R03157 rett. PZ 22,90
(Vetro e metalli preziosi - Glass and precious metals)



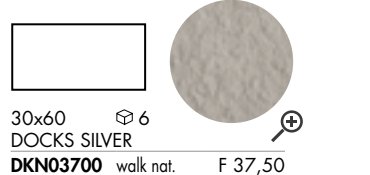
1,5x80  3
MATITA METAL (alluminio - aluminium)
DKR51051 rett. PZ 19,90


*Art. realizzati con materiali naturali: vedi indicazioni per posa e pulizia a pag. 318 dell' area tecnica.
Items produced with natural materials: check the technical area at page 318.


OUTDOOR R11 9 mm




30x60  6
DOCKS GREY
DKN03750 walk nat. F 37,50



30x60  6
DOCKS SILVER
DKN03700 walk nat. F 37,50



30x60  6
DOCKS WARM
DKN03800 walk nat. F 37,50

DOCKS

CONCRETE



DECORI / DECORATIVE 9 mm	BLACK	GREY	SILVER	WHITE	BONE	WARM
 MOS. QUADRETTI rett. 30x30 F 101,90  4	DKR09201	DKR09151	DKR09101	DKR09051	DKR09251	DKR09301
 MIX SIZES rett. 30x60 F 74,90  6	DKR00200	DKR00150	DKR00100	DKR00050	DKR00250	DKR00300
 Pcs box: 5x60  6 10x60  6 15x60  6						

PEZZI SPECIALI / SPECIAL TRIMS 9 mm	BLACK	GREY	SILVER	WHITE	BONE	WARM
 BATTISCOPA rett. 5,5x80 PZ 8,90  8	DKR52202	DKR52152	DKR52102	-	DKR52252	-
 BATTISCOPA nat. 5,5x60 PZ 7,90  10	DKN01202	DKN01152	DKN01102	-	DKN01252	-
 BATTISCOPA rett. 5,5x60 PZ 7,90  10	DKR01202	DKR01152	DKR01102	DKR01052	DKR01252	DKR01302
 GRADONE TOP rett. 33x60x4,5x2 PZ 79,90  2	DKR03206	DKR03156	DKR03106	DKR03056	DKR03256	DKR03306
 ANGOLARE TOP SX 33x60x4,5x2 PZ 108,90  1	DKR03207	DKR03157	DKR03107	DKR03057	DKR03257	DKR03307
 ANGOLARE TOP DX 33x60x4,5x2 PZ 108,90  1	DKR03208	DKR03158	DKR03108	DKR03058	DKR03258	DKR03308
 ELEM. L WALK INC. 16,5x60x5 PZ 32,90 R11  4	-	DKN03751A	DKN03701A	-	-	DKN03801A

GRES PORCELLANATO A MASSA COLORATA FULL BODY COLORED PORCELAIN

Classificazione secondo norme UNI EN 14411 (ISO 13006) Allegato G-Gruppo Bla GL
Classification in accordance with UNI EN 14411 (ISO 13006) Annex G-Group Bla GL



PROPRIETÀ FISICO-CHIMICHE PHYSICAL-CHEMICAL PROPERTIES	NORMA NORM	VALORE PRESCRITTO DALLE NORME VALUE PRESCRIBED FROM THE NORMS	VAL. / VALUE DOCKS NAT.	VAL. / VALUE DOCKS WALK
RESISTENZA ALLO SCIVOLAMENTO SLIP RESISTANCE	B.C.R.A. C.A.	μ 0,19 SCIVOLOSITÀ PERICOLOSA - DANGEROUSLY SLIPPERY $0,20 < \mu < 0,39$ SCIVOLOSITÀ ECCESSIVA - EXCESSIVELY SLIPPERY $0,40 < \mu < 0,74$ ATRIBITO SODDISFACENTE - SATISFACTORY GRIP μ 0,75 ATRIBITO ECCELLENTE - EXCELLENT GRIP	> 0,40	> 0,40
	B.C.R.A. G.B.		> 0,40	> 0,40
	ASTM C 1028 (S.C.O.F.)	SLIP RESISTANT (> 0,60)	> 0,60 DRY	> 0,60 DRY
	DIN 51130	IN FUNZIONE DELL'AMBIENTE O DELLA ZONA DI LAVORO BASING ON THE ENVIRONMENT OR THE WORKING AREA	> 0,60 WET	> 0,60 WET
	DIN 51097	-	R9	R11
ANSI A 137-1:2012 (D.C.O.F.)		$\geq 0,42$	A	A+B+C
			> 0,42	> 0,42

Index

CONCRETE

BLEND
GHOST
LAB325
CROSSROAD CHALK
DOWNTOWN

DOCKS

CHROME

SOLID COLOURS

METAL

INTERNO 9 WIDE
INTERNO 9

STONE

ATLANTIS
NATIVE
ALPES WIDE
ALPES RAW
MONOLITH
UNIKA
RE-WORK
FOSSIL

MARBLE

SENSI SIGNORIA
SENSI GEMS
SENSI UP
SENSI
GRACE

WOOD

ECO CHIC
NEST
CROSSROAD WOOD
DOLPHIN
SOLERAS

RUSTIC

PETRAIA

OUT.20

BLEND / LAB325 / GENT
ATLANTIS / GHOST
NATIVE / UNIKA / RE-WORK
DOLPHIN / SOLERAS / ECO CHIC

OUT.30

LAB325 / TRENTO

DECOR

WIDE&STYLE MINI
PLAY
CROSSROAD BRICK

WALL

DO UP
DO UP TOUCH

SOLUTIONS

LEVEL
FACTORY

HARDKOLL

COLLANTI E SIGILLANTI

TECH

INFORMAZIONI TECNICHE

CHROME

GRES PORCELLANATO TUTTA MASSA / FULL BODY PORCELAIN
6 mm 160x320 soft / lux 120x280 soft / lux
 WHITE BLACK



SOLID COLOURS

Index

CONCRETE

BLEND
GHOST
LAB325
CROSSROAD CHALK
DOWNTOWN
DOCKS

SOLID COLOURS

CHROME

METAL

INTERNO 9 WIDE
INTERNO 9

STONE

ATLANTIS
NATIVE
ALPES WIDE
ALPES RAW
MONOLITH
UNIKA
RE-WORK
FOSSIL

MARBLE

SENSI SIGNORIA
SENSI GEMS
SENSI UP
SENSI
GRACE

WOOD

ECO CHIC
NEST
CROSSROAD WOOD
DOLPHIN
SOLERAS

RUSTIC

PETRAIA

OUT.20

BLEND / LAB325 / GENT
ATLANTIS / GHOST
NATIVE / UNIKA / RE-WORK
DOLPHIN / SOLERAS / ECO CHIC

OUT.30

LAB325 / TRENTO

DECOR

WIDE&STYLE MINI
PLAY
CROSSROAD BRICK

WALL

DO UP
DO UP TOUCH

SOLUTIONS

LEVEL
FACTORY

HARDKOLL

COLLANTI E SIGILLANTI

TECH

INFORMAZIONI TECNICHE

CHROME

CHROME WHITE

6 mm

160x320 soft rett. **0005374** F 142,50

160x320 lux rett. **0005376** F 159,90

120x280 soft rett. **0008044** F 113,50

120x280 lux rett. **0008639** F 130,90

RIVESTIMENTO IN PASTA BIANCA WHITE BODY WALL TILES

6 mm

40x120 matt rett. **007283** F 66,50


40x120 glossy rett. **0007284** F 66,50

CHROME BLACK

6 mm

160x320 soft rett. **0005373** F 142,50

120x280 soft rett. **0008638** F 113,50



CHROME

SOLID COLOURS



wall
CHROME BLACK 120x280 soft rett.
floor
BLEND DOTS MULTIBLACK 60x120 rett.

GRES PORCELLANATO TUTTA MASSA FULL BODY PORCELAIN

Classificazione secondo norme UNI EN 14411 (ISO 13006) Allegato G-Gruppo BIa UGL
Classification in accordance with UNI EN 14411 (ISO 13006) Annex G-Group BIa UGL



Index

CONCRETE

BLEND
GHOST
LAB325
CROSSROAD CHALK
DOWNTOWN
DOCKS

SOLID COLOURS

CHROME

METAL

INTERNO 9 WIDE
INTERNO 9

STONE

ATLANTIS
NATIVE
ALPES WIDE
ALPES RAW
MONOLITH
UNIKA
RE-WORK
FOSSIL

MARBLE

SENSI SIGNORIA
SENSI GEMS
SENSI UP
SENSI
GRACE

WOOD

ECO CHIC
NEST
CROSSROAD WOOD
DOLPHIN
SOLERAS

RUSTIC

PETRAIA

OUT.20

BLEND / LAB325 / GENT
ATLANTIS / GHOST
NATIVE / UNIKA / RE-WORK
DOLPHIN / SOLERAS / ECO CHIC

OUT.30

LAB325 / TRENTO

DECOR

WIDE&STYLE MINI
PLAY
CROSSROAD BRICK

WALL

DO UP
DO UP TOUCH

SOLUTIONS

LEVEL
FACTORY

HARDKOLL

COLLANTI E SIGILLANTI

TECH

INFORMAZIONI TECNICHE

INTERNO 9 WIDE

GRES PORCELLANATO A MASSA COLORATA FULL BODY COLORED PORCELAIN	
6 mm	9 mm
160x320 nat. 120x280 nat.	120x120 nat. 80x160 nat. 80x80 nat.
 RUST	 DARK
 SILVER	 PEARL

METAL

Index

CONCRETE

BLEND
GHOST
LAB325
CROSSROAD CHALK
DOWNTOWN
DOCKS

SOLID COLOURS

CHROME

METAL

INTERNO 9 WIDE

INTERNO 9

STONE

ATLANTIS
NATIVE
ALPES WIDE
ALPES RAW
MONOLITH
UNIKA
RE-WORK
FOSSIL

MARBLE

SENSI SIGNORIA
SENSI GEMS
SENSI UP
SENSI
GRACE

WOOD

ECO CHIC
NEST
CROSSROAD WOOD
DOLPHIN
SOLERAS

RUSTIC

PETRAIA

OUT.20

BLEND / LAB325 / GENT
ATLANTIS / GHOST
NATIVE / UNIKA / RE-WORK
DOLPHIN / SOLERAS / ECO CHIC

OUT.30

LAB325 / TRENTO

DECOR

WIDE&STYLE MINI
PLAY
CROSSROAD BRICK

WALL

DO UP
DO UP TOUCH

SOLUTIONS

LEVEL
FACTORY

HARDKOLL

COLLANTI E SIGILLANTI

TECH

INFORMAZIONI TECNICHE



INTERNO 9 WIDE

RUST

6 mm

* 160x320	nat rett.	0000299	F 132,50
** 120x280	nat rett.	0008649	F 98,50

9 mm

* 120x120	nat rett.	0000314	F 71,50
* 80x160	nat rett.	0000305	F 81,50
* 80x80	nat rett.	0000308	F 50,90

ABKSTONE

163,5x323 nat.	0000296	± 6 mm
163,5x323 nat.	0003779	± 12 mm



DARK

6 mm

* 160x320	nat rett.	0000300	F 132,50
** 120x280	nat rett.	0008650	F 98,50

9 mm

* 120x120	nat rett.	0000315	F 71,50
* 80x160	nat rett.	0000306	F 81,50
* 80x80	nat rett.	0000309	F 50,90

ABKSTONE

163,5x323 nat.	0000297	± 6 mm
163,5x323 nat.	0005319	± 12 mm



INTERNO 9 WIDE

SILVER

6 mm

* 160x320	nat rett.	0000301	F 132,50
** 120x280	nat rett.	0008651	F 98,50

9 mm

* 120x120	nat rett.	0000316	F 71,50
* 80x160	nat rett.	0000307	F 81,50
* 80x80	nat rett.	0000310	F 50,90

ABKSTONE

163,5x323 nat.	0000298	± 6 mm
163,5x323 nat.	0005320	± 12 mm



PEARL

6 mm

** 120x280	nat rett.	0008269	F 98,50
------------	-----------	---------	---------

9 mm

* 120x120	nat rett.	0000630	F 71,50
* 80x160	nat rett.	0000627	F 81,50
* 80x80	nat rett.	0000628	F 50,90

* Fino ad esaurimento scorte l' art. verrà consegnato a spessore 7 mm. The item will be delivered 7 mm thick until stocks are exhausted.

** Fino ad esaurimento scorte l' art. verrà consegnato nel formato 120x278 6 mm oppure 120x240 7 mm. The item will be delivered 6 mm 120x278 or 7 mm 120x240 until stocks are exhausted.



METAL

Index

CONCRETE

BLEND
GHOST
LAB325
CROSSROAD CHALK
DOWNTOWN
DOCKS

SOLID COLOURS

CHROME

METAL

INTERNO 9 WIDE

INTERNO 9

STONE

ATLANTIS
NATIVE
ALPES WIDE
ALPES RAW
MONOLITH
UNIKA
RE-WORK
FOSSIL

MARBLE

SENSI SIGNORIA
SENSI GEMS
SENSI UP
SENSI
GRACE

WOOD

ECO CHIC
NEST
CROSSROAD WOOD
DOLPHIN
SOLERAS

RUSTIC

PETRAIA

OUT.20

BLEND / LAB325 / GENT
ATLANTIS / GHOST
NATIVE / UNIKA / RE-WORK
DOLPHIN / SOLERAS / ECO CHIC

OUT.30

LAB325 / TRENTO

DECOR

WIDE&STYLE MINI
PLAY
CROSSROAD BRICK

WALL

DO UP
DO UP TOUCH

SOLUTIONS

LEVEL
FACTORY

HARDKOLL

COLLANTI E SIGILLANTI


TECH

INFORMAZIONI TECNICHE

INTERNO 9 WIDE

MATITE ALLUMINIO - ALUMINIUM STRIPS

Articoli realizzati in alluminio anodizzato per l'uso a parete, adatti a raccordare piastrelle di diverso spessore (9/7/6 mm). Avvertenze per la posa e la pulizia a pag. 318
Anodized Aluminium strips for use between wall tiles of different thicknesses (9/7/6 mm). Instructions for installation and cleaning page. 318



DECORI / DECORATIVE 7 mm

	MOS. VERSUS 30x29 F 252,90 5		RUST 0000961		DARK 0000962		SILVER 0000963		PEARL 0000964
--	------------------------------------	--	-----------------	--	-----------------	--	-------------------	--	------------------

PEZZI SPECIALI / SPECIAL TRIMS 9 mm

	* BATTISCOPA 5,5x80 PZ 8,90 8	RUST 0000720	DARK 0000721	SILVER 0000722	PEARL 0000723
	GRADONE TOP rett. 32x120x4,5x2 PZ 172,90 1	RUST 0000724	DARK 0000725	SILVER 0000726	PEARL 0000727
	ANGOLARE TOP SX 32x120x4,5x2 PZ 198,90 1	RUST 0000763	DARK 0000764	SILVER 0000765	PEARL 0000766
	ANGOLARE TOP DX 32x120x4,5x2 PZ 198,90 1	RUST 0000767	DARK 0000768	SILVER 0000769	PEARL 0000770

* Fino ad esaurimento scorte l' art. verrà consegnato a spessore 7 mm. The item will be delivered 7 mm thick until stocks are exhausted.

GRES PORCELLANATO A MASSA COLORATA FULL BODY COLORED PORCELAIN

Classificazione secondo norme UNI EN 14411 (ISO 13006) Allegato G-Gruppo Bla GL
Classification in accordance with UNI EN 14411 (ISO 13006) Annex G-Group Bla GL



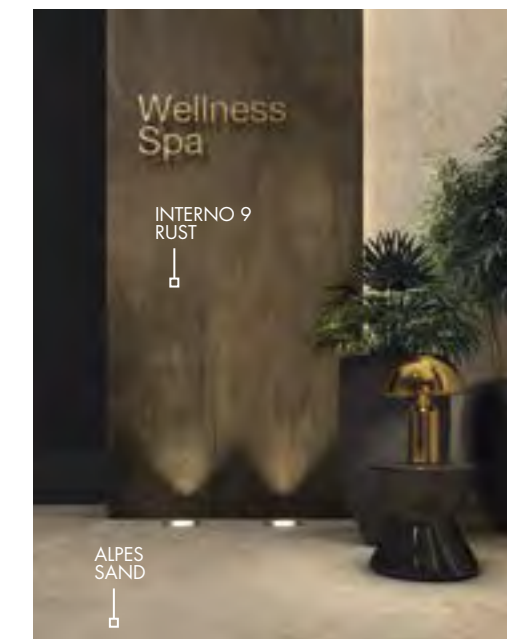


PROPRIETÀ FISICO-CHIMICHE PHYSICAL-CHEMICAL PROPERTIES	NORMA NORM	VALORE PRESCRITTO DALLE NORME VALUE PRESCRIBED FROM THE NORMS	VAL. / VALUE INTERNO 9 WIDE NAT.
	B.C.R.A. C.A.	$\mu > 0,19$ SCIVOLOSITÀ PERICOLOSA - DANGEROUSLY SLIPPERY $0,20 < \mu < 0,39$ SCIVOLOSITÀ ECCESSIVA - EXCESSIVELY SLIPPERY	> 0,40
	B.C.R.A. G.B.	$0,40 < \mu < 0,74$ ATTRITO SODDISFACENTE - SATISFACTORY GRIP $\mu > 0,75$ ATTRITO ECCELLENTE - EXCELLENT GRIP	> 0,40
RESISTENZA ALLO SCIVOLAMENTO SLIP RESISTANCE	ASTM C 1028 [S.C.O.F.]	SLIP RESISTANT (> 0,60)	> 0,60 DRY > 0,60 WET
	DIN 51130	IN FUNZIONE DELL'AMBIENTE O DELLA ZONA DI LAVORO BASING ON THE ENVIRONMENT OR THE WORKING AREA	R10
	DIN 51097	-	A+B
	ANSI A 137-1:2012 [D.C.O.F.]	≥ 0,42	> 0,42

INTERNO 9 WIDE

THE PERFECT COMBO

DALLA CONSULTAZIONE DELLA MATERIOTECA ABK, NASCE LA NUOVA SEZIONE DEDICATA AGLI ABBINAMENTI CHE VALORIZZANO LE SUPERFICI DELLE PRINCIPALI COLLEZIONI.

THE NEW SECTION EXPLORES THE DIFFERENT WAYS IN WHICH ABK MATERIALS CAN BE COORDINATED TO ENHANCE THE SURFACES OF THE MAIN COLLECTIONS.



METAL

Index

CONCRETE

BLEND
GHOST
LAB325
CROSSROAD CHALK
DOWNTOWN
DOCKS

SOLID COLOURS

CHROME

METAL

INTERNO 9 WIDE

INTERNO 9

STONE

ATLANTIS
NATIVE
ALPES WIDE
ALPES RAW
MONOLITH
UNIKA
RE-WORK
FOSSIL

MARBLE

SENSI SIGNORIA
SENSI GEMS
SENSI UP
SENSI
GRACE

WOOD

ECO CHIC
NEST
CROSSROAD WOOD
DOLPHIN
SOLERAS

RUSTIC

PETRAIA

OUT.20

BLEND / LAB325 / GENT
ATLANTIS / GHOST
NATIVE / UNIKA / RE-WORK
DOLPHIN / SOLERAS / ECO CHIC

OUT.30

LAB325 / TRENTO

DECOR

WIDE&STYLE MINI
PLAY
CROSSROAD BRICK

WALL

DO UP
DO UP TOUCH

SOLUTIONS

LEVEL
FACTORY

HARDKOLL

COLLANTI E SIGILLANTI

TECH

INFORMAZIONI TECNICHE

INTERNO 9

GRES PORCELLANATO A MASSA COLORATA
FULL BODY COLORED PORCELAIN

9 mm

60x120 nat. / lapp.
30x120 nat. / lapp.
60x60 nat. / lapp.
30x60 nat.



METAL

Index

CONCRETE

BLEND
GHOST
LAB325
CROSSROAD CHALK
DOWNTOWN
DOCKS

SOLID COLOURS

CHROME

METAL

INTERNO 9 WIDE

INTERNO 9

STONE

ATLANTIS
NATIVE
ALPES WIDE
ALPES RAW
MONOLITH
UNIKA
RE-WORK
FOSSIL

MARBLE

SENSI SIGNORIA
SENSI GEMS
SENSI UP
SENSI
GRACE

WOOD

ECO CHIC
NEST
CROSSROAD WOOD
DOLPHIN
SOLERAS

RUSTIC

PETRAIA

OUT.20

BLEND / LAB325 / GENT
ATLANTIS / GHOST
NATIVE / UNIKA / RE-WORK
DOLPHIN / SOLERAS / ECO CHIC

OUT.30

LAB325 / TRENTO

DECOR

WIDE&STYLE MINI
PLAY
CROSSROAD BRICK

WALL

DO UP
DO UP TOUCH

SOLUTIONS

LEVEL
FACTORY

HARDKOLL

COLLANTI E SIGILLANTI

TECH

INFORMAZIONI TECNICHE



INTERNO 9

RUST

9 mm

60x120	nat rett.	I9R34300	F 54,50
60x120	lapp. rett.	I9L34300	F 66,50
30x120	nat rett.	I9R57300	F 54,50
30x120	lapp. rett.	I9L57300	F 66,50
60x60	nat rett.	I9R01300	F 45,90
60x60	lapp. rett.	I9L01300	F 59,50
30x60	nat rett.	I9R03300	F 42,50



MUD

9 mm

60x120	nat rett.	I9R34250	F 54,50
60x120	lapp. rett.	I9L34250	F 66,50
30x120	nat rett.	I9R57250	F 54,50
30x120	lapp. rett.	I9L57250	F 66,50
60x60	nat rett.	I9R01250	F 45,90
60x60	lapp. rett.	I9L01250	F 59,50
30x60	nat rett.	I9R03250	F 42,50



INTERNO 9

DUNE

9 mm


60x120	nat rett.	I9R34100	F 54,50
60x120	lapp. rett.	I9L34100	F 66,50
30x120	nat rett.	I9R57100	F 54,50
30x120	lapp. rett.	I9L57100	F 66,50
60x60	nat rett.	I9R01100	F 45,90
60x60	lapp. rett.	I9L01100	F 59,50
30x60	nat rett.	I9R03100	F 42,50



DARK

9 mm

60x120	nat rett.	I9R34200	F 54,50
60x120	lapp. rett.	I9L34200	F 66,50
30x120	nat rett.	I9R57200	F 54,50
30x120	lapp. rett.	I9L57200	F 66,50
60x60	nat rett.	I9R01200	F 45,90
60x60	lapp. rett.	I9L01200	F 59,50
30x60	nat rett.	I9R03200	F 42,50



METAL

Index

CONCRETE

BLEND
GHOST
LAB325
CROSSROAD CHALK
DOWNTOWN
DOCKS

SOLID COLOURS

CHROME

METAL

INTERNO 9 WIDE

INTERNO 9

STONE

ATLANTIS
NATIVE
ALPES WIDE
ALPES RAW
MONOLITH
UNIKA
RE-WORK
FOSSIL

MARBLE

SENSI SIGNORIA
SENSI GEMS
SENSI UP
SENSI
GRACE

WOOD

ECO CHIC
NEST
CROSSROAD WOOD
DOLPHIN
SOLERAS

RUSTIC

PETRAIA

OUT.20

BLEND / LAB325 / GENT
ATLANTIS / GHOST
NATIVE / UNIKA / RE-WORK
DOLPHIN / SOLERAS / ECO CHIC

OUT.30

LAB325 / TRENTO

DECOR

WIDE&STYLE MINI
PLAY
CROSSROAD BRICK

WALL

DO UP
DO UP TOUCH

SOLUTIONS

LEVEL
FACTORY

HARDKOLL

COLLANTI E SIGILLANTI

TECH

INFORMAZIONI TECNICHE

INTERNO 9

SILVER

9 mm


60x120	nat rett.	I9R34150	F 54,50
60x120	lapp. rett.	I9L34150	F 66,50
30x120	nat rett.	I9R57150	F 54,50
30x120	lapp. rett.	I9L57150	F 66,50
60x60	nat rett.	I9R01150	F 45,90
60x60	lapp. rett.	I9L01150	F 59,50
30x60	nat rett.	I9R03150	F 42,50



PEARL

9 mm

60x120	nat rett.	I9R34050	F 54,50
60x120	lapp. rett.	I9L34050	F 66,50
30x120	nat rett.	I9R57050	F 54,50
30x120	lapp. rett.	I9L57050	F 66,50
60x60	nat rett.	I9R01050	F 45,90
60x60	lapp. rett.	I9L01050	F 59,50
30x60	nat rett.	I9R03050	F 42,50



INTERNO 9

DUO COLD

9 mm

* 60x60	nat rett.	I9R01160	F 67,90
---------	-----------	-----------------	---------

* Articolo composto da pattern grafici diversi che non prevedono agganci tra loro e miscelati in modo casuale in fase di inscatolamento. Non si garantisce pertanto la presenza costante di tutti i soggetti all'interno delle confezioni. This article comes in several different versions with unconnected patterns that are mixed randomly at the time of packaging. There is therefore no guarantee that all patterns will be present in any individual box.



METAL

Index

CONCRETE

BLEND
GHOST
LAB325
CROSSROAD CHALK
DOWNTOWN
DOCKS

SOLID COLOURS

CHROME

METAL

INTERNO 9 WIDE

INTERNO 9

STONE

ATLANTIS
NATIVE
ALPES WIDE
ALPES RAW
MONOLITH
UNIKA
RE-WORK
FOSSIL

MARBLE

SENSI SIGNORIA
SENSI GEMS
SENSI UP
SENSI
GRACE

WOOD

ECO CHIC
NEST
CROSSROAD WOOD
DOLPHIN
SOLERAS

RUSTIC

PETRAIA

OUT.20

BLEND / LAB325 / GENT
ATLANTIS / GHOST
NATIVE / UNIKA / RE-WORK
DOLPHIN / SOLERAS / ECO CHIC

OUT.30

LAB325 / TRENTO

DECOR

WIDE&STYLE MINI
PLAY
CROSSROAD BRICK

WALL

DO UP
DO UP TOUCH

SOLUTIONS

LEVEL
FACTORY

HARDKOLL



COLLANTI E SIGILLANTI

TECH


INFORMAZIONI TECNICHE

INTERNO 9

DECORI DA RIVESTIMENTO - WALL DECORS



30x120 \oplus 2
FASCIA RAKU DARK MIX 2
I9R57051 (prezzo al pz) PZ 149,90
(Metalli preziosi - Precious metals)



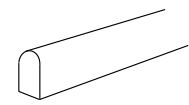
30x120 \oplus 2
FASCIA RAKU LIGHT MIX 2
I9R57052 (prezzo al pz) PZ 149,90
(Metalli preziosi - Precious metals)



19,5x8,5 \oplus 4
LOSANGA RAKU MIX
I9R03052 PZ 25,90

MATITE ALLUMINIO - ALUMINIUM STRIPS

Articoli realizzati in alluminio anodizzato per l'uso a parete, adatti a raccordare piastrelle di diverso spessore (9/7/6 mm). Avvertenze per la posa e la pulizia a pag. 318
Anodized Aluminium strips for use between wall tiles of different thicknesses (9/7/6 mm). Instructions for installation and cleaning page. 318



MATITA ALLUMINIO 0,5x120 \oplus 4
Parte superiore arrotondata / Rounded top.

\oplus 4
MATITA ALLUMINIO
0000086 PZ 20,90

Parte superiore arrotondata e colorata con resine acriliche.
Rounded top colored with acrylic resins.

\oplus 4
MATITA ALLUM. ORO
0008535 PZ 27,90

\oplus 4
MATITA ALLUM. RAME SCURO
0008534 PZ 27,90

\oplus 4
MATITA ALLUM. WHITE
0000087 PZ 27,90

\oplus 4
MATITA ALLUM. TERRACOTTA
0008530 PZ 27,90

\oplus 4
MATITA ALLUM. BLU
0008532 PZ 27,90

\oplus 4
MATITA ALLUM. VERDE
0008531 PZ 27,90

\oplus 4
MATITA ALLUM. ARDESIA
0008533 PZ 27,90

\oplus 4
MATITA ALLUM. BLACK
0000088 PZ 27,90

DECORI DA RIVESTIMENTO E DA PAVIMENTO WALL AND FLOOR DECORS



5x30 \oplus 4
• FASCIA ESSENZE MIX
I9R03053 PZ 21,90
(Legno - Wood)



4x30 \oplus 4
• FASCIA ARDESIA GRIGIO
RER09204 PZ 20,90
(Pietra naturale - Natural stone)



4x30 \oplus 4
• FASCIA ARDESIA BRONZO
RER09054 PZ 20,90
(Pietra naturale - Natural stone)

* Art. realizzati con materiali naturali:
vedi indicazioni per posa e pulizia a pag. 318 dell' area tecnica.
* Items produced with natural materials:
check the technical area at page 318.

INTERNO 9

METAL



DECORI / DECORATIVE	9 mm	RUST	MUD	DUNE	DARK	SILVER	PEARL
	MOS. LOSANGA rett. 30x60 F 119,90 \oplus 4	I9R03301	I9R03251	I9R03101	I9R03201	I9R03151	I9R03051
	MOS. QUADRETTI rett. 30x30 F 101,90 \oplus 4	I9R09301	I9R09251	I9R09101	I9R09201	I9R09151	I9R09051
	MIX SIZES 60x120 F 98,50 \oplus 2 Pcs box: 30x120 \oplus 2 20x120 \oplus 2 10x120 \oplus 2	I9R34310	I9R34260	I9R34110	I9R34210	I9R34160	I9R34060

PEZZI SPECIALI / SPECIAL TRIMS	9 mm	RUST	MUD	DUNE	DARK	SILVER	PEARL
	BATTISCOPA rett. 5,5x60 PZ 7,90 \oplus 10	I9R01302	I9R01252	I9R01102	I9R01202	I9R01152	I9R01052
	GRADONE TOP rett. 32x120x4,5x2 PZ 172,90 \oplus 1	I9R34301	I9R34251	I9R34101	I9R34201	I9R34151	I9R34051
	ANGOLARE TOP SX 32x120x4,5x2 PZ 198,90 \oplus 1	I9R34302	I9R34252	I9R34102	I9R34202	I9R34152	I9R34052
	ANGOLARE TOP DX 32x120x4,5x2 PZ 198,90 \oplus 1	I9R34303	I9R34253	I9R34103	I9R34203	I9R34153	I9R34053

GRES PORCELLANATO A MASSA COLORATA FULL BODY COLORED PORCELAIN

Classificazione secondo norme UNI EN 14411 (ISO 13006) Allegato G-Gruppo Bla GL
Classification in accordance with UNI EN 14411 (ISO 13006) Annex G-Group Bla GL



PROPRIETÀ FISICO-CHIMICHE PHYSICAL-CHEMICAL PROPERTIES	NORMA NORM	VALORE PRESCRITTO DALLE NORME VALUE PRESCRIBED FROM THE NORMS	VAL. / VALUE INTERNO 9 NAT.
	B.C.R.A. C.A.	μ 0,19 SCIVOLOSITÀ PERICOLOSA - DANGEROUSLY SLIPPERY $0,20 < \mu < 0,39$ SCIVOLOSITÀ ECCESSIVA - EXCESSIVELY SLIPPERY	> 0,40
	B.C.R.A. G.B.	$0,40 < \mu < 0,74$ ATRITTO SODDISFACENTE - SATISFACTORY GRIP μ 0,75 ATRITTO ECCELLENTE - EXCELLENT GRIP	> 0,40
RESISTENZA ALLO SCIVOLAMENTO SLIP RESISTANCE	ASTM C 1028 (S.C.O.F.)	SLIP RESISTANT (> 0,60)	> 0,60 DRY > 0,60 WET
	DIN 51130	IN FUNZIONE DELL'AMBIENTE O DELLA ZONA DI LAVORO BASING ON THE ENVIRONMENT OR THE WORKING AREA	R10
	DIN 51097	-	A+B
	ANSI A 137-1:2012 (D.C.O.F.)	$\geq 0,42$	> 0,42

Index

CONCRETE

BLEND
GHOST
LAB325
CROSSROAD CHALK
DOWNTOWN
DOCKS

SOLID COLOURS

CHROME

METAL

INTERNO 9 WIDE

INTERNO 9

STONE

ATLANTIS
NATIVE
ALPES WIDE
ALPES RAW
MONOLITH
UNIKA
RE-WORK
FOSSIL

MARBLE

SENSI SIGNORIA
SENSI GEMS
SENSI UP
SENSI
GRACE

WOOD

ECO CHIC
NEST
CROSSROAD WOOD
DOLPHIN
SOLERAS

RUSTIC

PETRAIA

OUT.20

BLEND / LAB325 / GENT
ATLANTIS / GHOST
NATIVE / UNIKA / RE-WORK
DOLPHIN / SOLERAS / ECO CHIC

OUT.30

LAB325 / TRENTO

DECOR

WIDE&STYLE MINI
PLAY
CROSSROAD BRICK

WALL

DO UP
DO UP TOUCH

SOLUTIONS

LEVEL
FACTORY

HARDKOLL









COLLANTI E SIGILLANTI

TECH

INFORMAZIONI TECNICHE

ATLANTIS

GRES PORCELLANATO TUTTA MASSA / FULL BODY PORCELAIN		
6 mm	9 mm	20 mm
160x320 nat.	120x120 nat. / lapp.	60x90 R11
120x280 nat.	60x120 nat. / lapp.	
	90x90 nat.	
	60x60 nat. / R11	
	30x60 nat.	

	GREY		SMOKE		SAND
	GREY HAMMERED		SMOKE HAMMERED		SAND HAMMERED
	MOON		TAUPE		



STONE

Index

CONCRETE

BLEND
GHOST
LAB325
CROSSROAD CHALK
DOWNTOWN
DOCKS

SOLID COLOURS

CHROME

METAL

INTERNO 9 WIDE
INTERNO 9

STONE

ATLANTIS

NATIVE
ALPES WIDE
ALPES RAW
MONOLITH
UNIKA
RE-WORK
FOSSIL

MARBLE

SENSI SIGNORIA
SENSI GEMS
SENSI UP
SENSI
GRACE

WOOD

ECO CHIC
NEST
CROSSROAD WOOD
DOLPHIN
SOLERAS

RUSTIC

PETRAIA

OUT.20

BLEND / LAB325 / GENT
ATLANTIS / GHOST
NATIVE / UNIKA / RE-WORK
DOLPHIN / SOLERAS / ECO CHIC

OUT.30

LAB325 / TRENTO

DECOR

WIDE&STYLE MINI
PLAY
CROSSROAD BRICK

WALL

DO UP
DO UP TOUCH

SOLUTIONS

LEVEL
FACTORY

HARDKOLL

COLLANTI E SIGILLANTI

TECH

INFORMAZIONI TECNICHE



indoor floor
ATLANTIS SMOKE HAMMERED 120x120 nat. rett.

wall
SENSI UP STATUARIO VERSILIA 160x320 soft rett.

kitchen top and table
ABKSTONE STATUARIO VERSILIA 163,5x323 soft 20MM

fireplace
ABKSTONE ESSENCE AVANA 163,5x323

outdoor floor
OUT.20 ATLANTIS SMOKE HAMMERED 60x90 rett.

Index

CONCRETE

BLEND
GHOST
LAB325
CROSSROAD CHALK
DOWNTOWN
DOCKS

SOLID COLOURS

CHROME

METAL

INTERNO 9 WIDE
INTERNO 9

STONE

ATLANTIS

NATIVE
ALPES WIDE
ALPES RAW
MONOLITH
UNIKA
RE-WORK
FOSSIL

MARBLE

SENSI SIGNORIA
SENSI GEMS
SENSI UP
SENSI
GRACE

WOOD

ECO CHIC
NEST
CROSSROAD WOOD
DOLPHIN
SOLERAS

RUSTIC

PETRAIA

OUT.20

BLEND / LAB325 / GENT
ATLANTIS / GHOST
NATIVE / UNIKA / RE-WORK
DOLPHIN / SOLERAS / ECO CHIC

OUT.30

LAB325 / TRENTO

DECOR

WIDE&STYLE MINI
PLAY
CROSSROAD BRICK

WALL

DO UP
DO UP TOUCH

SOLUTIONS

LEVEL
FACTORY

HARDKOLL

COLLANTI E SIGILLANTI

TECH

INFORMAZIONI TECNICHE

ATLANTIS

GREY

6 mm

* 120x280	nat rett.	0008641	F 102,50
-----------	-----------	----------------	----------

9 mm

120x120	nat rett.	0005850	F 74,50
---------	-----------	----------------	---------

120x120	lapp. rett.	0005855	F 92,50
---------	-------------	----------------	---------

60x120	nat rett.	0005860	F 56,90
--------	-----------	----------------	---------

60x120	lapp. rett.	0005865	F 69,50
--------	-------------	----------------	---------

90x90	nat rett.	0005881	F 58,50
-------	-----------	----------------	---------

60x60	nat rett.	0006495	F 47,90
-------	-----------	----------------	---------

30x60	nat rett.	0006914	F 44,50
-------	-----------	----------------	---------



GREY HAMMERED

9 mm

120x120	nat rett.	0005872	F 74,50
---------	-----------	----------------	---------

60x120	nat rett.	0005874	F 56,90
--------	-----------	----------------	---------



ATLANTIS

SMOKE

6 mm

160x320	nat rett.	0005840	F 137,90
---------	-----------	----------------	----------

* 120x280	nat rett.	0008098	F 102,50
-----------	-----------	----------------	----------

9 mm

120x120	nat rett.	0005853	F 74,50
---------	-----------	----------------	---------

120x120	lapp. rett.	0005858	F 92,50
---------	-------------	----------------	---------

60x120	nat rett.	0005863	F 56,90
--------	-----------	----------------	---------

60x120	lapp. rett.	0005868	F 69,50
--------	-------------	----------------	---------

90x90	nat rett.	0005884	F 58,50
-------	-----------	----------------	---------

60x60	nat rett.	0006497	F 47,90
-------	-----------	----------------	---------

30x60	nat rett.	0006916	F 44,50
-------	-----------	----------------	---------

ABKSTONE

163,5x323 nat.	0005839	± 6 mm
----------------	----------------	--------

163,5x323 nat.	0006282	± 12 mm
----------------	----------------	---------



SMOKE HAMMERED

9 mm

120x120	nat rett.	0005873	F 74,50
---------	-----------	----------------	---------

60x120	nat rett.	0005875	F 56,90
--------	-----------	----------------	---------

* Fino ad esaurimento scorte l'art verrà consegnato nel formato 120x278 6 mm oppure 120x270 6 mm.
The item will be delivered 6 mm 120x278 or 6 mm 120x270 until stocks are exhausted.



STONE

Index

CONCRETE

BLEND
GHOST
LAB325
CROSSROAD CHALK
DOWNTOWN
DOCKS

SOLID COLOURS

CHROME

METAL

INTERNO 9 WIDE
INTERNO 9

STONE

ATLANTIS

NATIVE
ALPES WIDE
ALPES RAW
MONOLITH
UNIKA
RE-WORK
FOSSIL

MARBLE

SENSI SIGNORIA
SENSI GEMS
SENSI UP
SENSI
GRACE

WOOD

ECO CHIC
NEST
CROSSROAD WOOD
DOLPHIN
SOLERAS

RUSTIC

PETRAIA

OUT.20

BLEND / LAB325 / GENT
ATLANTIS / GHOST
NATIVE / UNIKA / RE-WORK
DOLPHIN / SOLERAS / ECO CHIC

OUT.30

LAB325 / TRENTO

DECOR

WIDE&STYLE MINI
PLAY
CROSSROAD BRICK

WALL

DO UP
DO UP TOUCH

SOLUTIONS

LEVEL
FACTORY

HARDKOLL

COLLANTI E SIGILLANTI

TECH

INFORMAZIONI TECNICHE

ATLANTIS

SAND

6 mm

* 120x280	nat rett.	0008099	F 102,50
-----------	-----------	----------------	----------

9 mm

120x120	nat rett.	0006482	F 74,50
---------	-----------	----------------	---------

120x120	lapp. rett.	0006505	F 92,50
---------	-------------	----------------	---------

60x120	nat rett.	0006483	F 56,90
--------	-----------	----------------	---------

60x120	lapp. rett.	0006484	F 69,50
--------	-------------	----------------	---------

90x90	nat rett.	0006489	F 58,50
-------	-----------	----------------	---------

60x60	nat rett.	0006499	F 47,90
-------	-----------	----------------	---------

30x60	nat rett.	0006918	F 44,50
-------	-----------	----------------	---------



SAND HAMMERED

9 mm

120x120	nat rett.	0006486	F 74,50
---------	-----------	----------------	---------

60x120	nat rett.	0006487	F 56,90
--------	-----------	----------------	---------



*Fino ad esaurimento scorte l'art verrà consegnato nel formato 120x278 6 mm oppure 120x270 6 mm.
The item will be delivered 6 mm 120x278 or 6 mm 120x270 until stocks are exhausted.

ATLANTIS

MOON

9 mm

120x120	nat rett.	0005852	F 74,50
---------	-----------	----------------	---------

120x120	lapp. rett.	0005857	F 92,50
---------	-------------	----------------	---------

60x120	nat rett.	0005862	F 56,90
--------	-----------	----------------	---------

60x120	lapp. rett.	0005867	F 69,50
--------	-------------	----------------	---------

90x90	nat rett.	0005883	F 58,50
-------	-----------	----------------	---------

60x60	nat rett.	0006496	F 47,90
-------	-----------	----------------	---------

30x60	nat rett.	0006915	F 44,50
-------	-----------	----------------	---------



TAUPE

9 mm

120x120	nat rett.	0005854	F 74,50
---------	-----------	----------------	---------

120x120	lapp. rett.	0005859	F 92,50
---------	-------------	----------------	---------

60x120	nat rett.	0005864	F 56,90
--------	-----------	----------------	---------

60x120	lapp. rett.	0005869	F 69,50
--------	-------------	----------------	---------

90x90	nat rett.	0005885	F 58,50
-------	-----------	----------------	---------

60x60	nat rett.	0006498	F 47,90
-------	-----------	----------------	---------

30x60	nat rett.	0006917	F 44,50
-------	-----------	----------------	---------



STONE

Index

CONCRETE

BLEND
GHOST
LAB325
CROSSROAD CHALK
DOWNTOWN
DOCKS

SOLID COLOURS

CHROME

METAL

INTERNO 9 WIDE
INTERNO 9

STONE

ATLANTIS

NATIVE
ALPES WIDE
ALPES RAW
MONOLITH
UNIKA
RE-WORK
FOSSIL

MARBLE

SENSI SIGNORIA
SENSI GEMS
SENSI UP
SENSI
GRACE

WOOD

ECO CHIC
NEST
CROSSROAD WOOD
DOLPHIN
SOLERAS

RUSTIC

PETRAIA

OUT.20

BLEND / LAB325 / GENT
ATLANTIS / GHOST
NATIVE / UNIKA / RE-WORK
DOLPHIN / SOLERAS / ECO CHIC

OUT.30

LAB325 / TRENTO

DECOR

WIDE&STYLE MINI
PLAY
CROSSROAD BRICK

WALL

DO UP
DO UP TOUCH

SOLUTIONS

LEVEL
FACTORY

HARDKOLL

COLLANTI E SIGILLANTI

TECH

INFORMAZIONI TECNICHE

ATLANTIS

DECORI DA RIVESTIMENTO WALL DECORS 9 mm

5x60	☞ 4		
0006775	LIST. AVIO rett.	PZ 17,90	
	Lucida / Glossy		
5x60	☞ 4		
0006776	LIST. PHARD rett.	PZ 17,90	
	Lucida / Glossy		
5x60	☞ 4		
0006777	LIST. SENAPE rett.	PZ 17,90	
	Lucida / Glossy		



wall
ATLANTIS SMOKE 120x280 rett.
ATLANTIS SMOKE MIX SIZES 30x60 rett.
LIST. PHARD 5x60
WIDE&STYLE RAINBOW PHARD 120x280
floor
ATLANTIS SMOKE 60x120 rett.

OUTDOOR R11 9 mm

60x60 ☞ 3	60x60 ☞ 3	60x60 ☞ 3
ATLANTIS GREY GRIP rett.	ATLANTIS SMOKE GRIP rett.	ATLANTIS SAND GRIP rett.
0006534	0006535	0006536
F 49,50	F 49,50	F 49,50

OUT.20 R11 20 mm

60x90 ☞ 1	60x90 ☞ 1	60x90 ☞ 1
ATLANTIS GREY HAMMERED rett.	ATLANTIS SMOKE HAMMERED rett.	ATLANTIS SAND HAMMERED rett.
0007174	0007175	0007176
F 77,90	F 77,90	F 77,90

Per la serie completa vedi pag. 252
For the complete collection see page 252

ATLANTIS

STONE



DECORI / DECORATIVE 9 mm	GREY	SMOKE	SAND	MOON	TAUPE
MIX SIZES rett. 30x60 F 77,90 ☞ 6					
Pcs 5x60 ☞ 6 box: 10x60 ☞ 6 15x60 ☞ 6	0006500	0006502	0006504	0006501	0006503

PEZZI SPECIALI / SPECIAL TRIMS 9 mm	GREY	SMOKE	SAND	MOON	TAUPE
BATTISCOPIA rett. 5,5x120 PZ 10,90 ☞ 6	0006506	0006508	0006510	0006507	0006509
GRADONE TOP rett. 32x120x4,5x2 PZ 172,90 ☞ 1	0006511	0006513	0006515	0006512	0006514
ANGOLARE TOP SX rett. 32x120x4,5x2 PZ 198,90 ☞ 1	0006516	0006518	0006520	0006517	0006519
ANGOLARE TOP DX rett. 32x120x4,5x2 PZ 198,90 ☞ 1	0006521	0006523	0006525	0006522	0006524

GRES PORCELLANATO TUTTA MASSA FULL BODY PORCELAIN

Classificazione secondo norme UNI EN 14411 (ISO 13006) Allegato G-Gruppo Bla UGL
Classification in accordance with UNI EN 14411 (ISO 13006) Annex G-Group Bla UGL



PROPRIETÀ FISICO-CHIMICHE PHYSICAL-CHEMICAL PROPERTIES	NORMA NORM	VALORE PRESCRITTO DALLE NORME VALUE PRESCRIBED FROM THE NORMS	VAL. / VALUE ATLANTIS NAT.	VAL. / VALUE ATLANTIS GRIP/ OUT.20
	B.C.R.A. C.A.	μ 0,19 SCIVOLOSITÀ PERICOLOSA - DANGEROUSLY SLIPPERY 0,20 < μ < 0,39 SCIVOLOSITÀ ECCESSIVA - EXCESSIVELY SLIPPERY 0,40 < μ < 0,74 ATRIBITO SODDISFACENTE - SATISFACTORY GRIP μ 0,75 ATRIBITO ECCELLENTE - EXCELLENT GRIP	> 0,40	> 0,40
	B.C.R.A. G.B.		> 0,40	> 0,40
RESISTENZA ALLO SCIVOLAMENTO SLIP RESISTANCE	ASTM C 1028 (S.C.O.F.)	SLIP RESISTANT (> 0,60)	> 0,60 DRY > 0,60 WET	> 0,60 DRY > 0,60 WET
	DIN 51130	IN FUNZIONE DELL'AMBIENTE O DELLA ZONA DI LAVORO BASING ON THE ENVIRONMENT OR THE WORKING AREA	R10	R11
	DIN 51097	-	A+B	A+B+C
	ANSI A 137-1:2012 (D.C.O.F.)	≥ 0,42	> 0,42	> 0,42

Index

CONCRETE

BLEND
GHOST
LAB325
CROSSROAD CHALK
DOWNTOWN
DOCKS

SOLID COLOURS

CHROME

METAL

INTERNO 9 WIDE
INTERNO 9

STONE

ATLANTIS

NATIVE
ALPES WIDE
ALPES RAW
MONOLITH
UNIKA
RE-WORK
FOSSIL

MARBLE

SENSI SIGNORIA
SENSI GEMS
SENSI UP
SENSI
GRACE

WOOD

ECO CHIC
NEST
CROSSROAD WOOD
DOLPHIN
SOLERAS

RUSTIC

PETRAIA

OUT.20

BLEND / LAB325 / GENT
ATLANTIS / GHOST
NATIVE / UNIKA / RE-WORK
DOLPHIN / SOLERAS / ECO CHIC

OUT.30

LAB325 / TRENTO

DECOR

WIDE&STYLE MINI
PLAY
CROSSROAD BRICK

WALL

DO UP
DO UP TOUCH

SOLUTIONS

LEVEL
FACTORY

HARDKOLL

COLLANTI E SIGILLANTI

TECH

INFORMAZIONI TECNICHE

ATLANTIS


RIVESTIMENTO IN PASTA BIANCA WHITE BODY WALL TILES 6 mm



40x120
0006931 ATLANTIS GREY nat. rett. F 71,50



40x120
0006932 ATLANTIS SAND nat. rett. F 71,50




40x120
0006933 ATLANTIS STICKS GREY nat. rett. F 81,50



40x120
0006934 ATLANTIS STICKS SAND nat. rett. F 81,50

ABBINAMENTO CON TINTE UNITE MATCHING WITH SOLID COLOURS



40x120
0007283 CHROME WHITE MATT rett. F 66,50
0007284 CHROME WHITE GLOSSY rett. F 66,50

2x30 4
* FASCIA MICRO ARGENTO
SCT067 PZ 13,90

2x30 4
* FASCIA MICRO ORO
SCT066 PZ 13,90

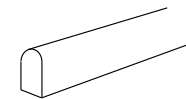
ATLANTIS

STONE



MATITE ALLUMINIO - ALUMINIUM STRIPS

Articoli realizzati in alluminio anodizzato per l'uso a parete, adatti a raccordare piastrelle di diverso spessore (9/7/6 mm). Avvertenze per la posa e la pulizia a pag. 318
Anodized Aluminium strips for use between wall tiles of different thicknesses (9/7/6 mm). Instructions for installation and cleaning page. 318



MATITA ALLUMINIO 0,5x120 4
Parte superiore arrotondata / Rounded top.

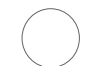


MATITA ALLUMINIO
0000086 PZ 20,90

Parte superiore arrotondata e colorata con resine acriliche.
Rounded top colored with acrylic resins.

MATITA ALLUM. ORO
0008535 PZ 27,90

MATITA ALLUM. RAME SCURO
0008534 PZ 27,90



MATITA ALLUM. WHITE
0000087 PZ 27,90



MATITA ALLUM. TERRACOTTA
0008530 PZ 27,90



MATITA ALLUM. BLU
0008532 PZ 27,90



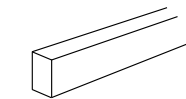
MATITA ALLUM. VERDE
0008531 PZ 27,90



MATITA ALLUM. ARDESIA
0008533 PZ 27,90



MATITA ALLUM. BLACK
0000088 PZ 27,90



MATITA ALLUMINIO 0,5x120 4
Parte superiore piatta colorata in bagno galvanico / Flat top colored in galvanic bath.



MATITA ALLUM. BRONZO
0000557 PZ 34,90



MATITA ALLUM. RAME
0000556 PZ 34,90

* Articoli realizzati con metalli preziosi; si consiglia di pulire la superficie senza utilizzare prodotti contenenti sostanze abrasive.
Items produced with precious metals; do not use products containing abrasive substances to clean the surface.

Index

CONCRETE

BLEND
GHOST
LAB325
CROSSROAD CHALK
DOWNTOWN
DOCKS

SOLID COLOURS

CHROME

METAL

INTERNO 9 WIDE
INTERNO 9

STONE

ATLANTIS

NATIVE
ALPES WIDE
ALPES RAW
MONOLITH
UNIKA
RE-WORK
FOSSIL

MARBLE

SENSI SIGNORIA
SENSI GEMS
SENSI UP
SENSI
GRACE

WOOD

ECO CHIC
NEST
CROSSROAD WOOD
DOLPHIN
SOLERAS

RUSTIC

PETRAIA

OUT.20

BLEND / LAB325 / GENT
ATLANTIS / GHOST
NATIVE / UNIKA / RE-WORK
DOLPHIN / SOLERAS / ECO CHIC

OUT.30

LAB325 / TRENTO

DECOR

WIDE&STYLE MINI
PLAY
CROSSROAD BRICK

WALL

DO UP
DO UP TOUCH

SOLUTIONS

LEVEL
FACTORY

HARDKOLL

COLLANTI E SIGILLANTI

TECH


INFORMAZIONI TECNICHE

ATLANTIS

THE PERFECT COMBO


DALLA CONSULTAZIONE DELLA MATERIOTECA ABK, NASCE LA NUOVA SEZIONE DEDICATA AGLI ABBINAMENTI CHE VALORIZZANO LE SUPERFICI DELLE PRINCIPALI COLLEZIONI.

THE NEW SECTION EXPLORES THE DIFFERENT WAYS IN WHICH ABK MATERIALS CAN BE COORDINATED TO ENHANCE THE SURFACES OF THE MAIN COLLECTIONS.



ATLANTIS

STONE



Index

CONCRETE

BLEND
GHOST
LAB325
CROSSROAD CHALK
DOWNTOWN
DOCKS

SOLID COLOURS

CHROME

METAL

INTERNO 9 WIDE
INTERNO 9

STONE

ATLANTIS

NATIVE
ALPES WIDE
ALPES RAW
MONOLITH
UNIKA
RE-WORK
FOSSIL

MARBLE

SENSI SIGNORIA
SENSI GEMS
SENSI UP
SENSI
GRACE

WOOD

ECO CHIC
NEST
CROSSROAD WOOD
DOLPHIN
SOLERAS

RUSTIC

PETRAIA

OUT.20

BLEND / LAB325 / GENT
ATLANTIS / GHOST
NATIVE / UNIKA / RE-WORK
DOLPHIN / SOLERAS / ECO CHIC

OUT.30

LAB325 / TRENTO

DECOR

WIDE&STYLE MINI
PLAY
CROSSROAD BRICK

WALL

DO UP
DO UP TOUCH

SOLUTIONS

LEVEL
FACTORY






HARDKOLL

COLLANTI E SIGILLANTI

TECH

INFORMAZIONI TECNICHE

NATIVE

GRES PORCELLANATO A MASSA COLORATA FULL BODY COLORED PORCELAIN			
6 mm	9 mm	20 mm	
160x320 nat.	120x120 nat. / lapp. 60x120 nat. / lapp. 30x120 nat. 80x80 nat. 60x60 nat. / R11 30x60 nat. / R11	90x90 R11	
 EBONY	 FOREST	 ASH	 RED
 FOG			

STONE

Index

CONCRETE

BLEND
GHOST
LAB325
CROSSROAD CHALK
DOWNTOWN
DOCKS

SOLID COLOURS

CHROME

METAL

INTERNO 9 WIDE
INTERNO 9

STONE

ATLANTIS

NATIVE

ALPES WIDE
ALPES RAW
MONOLITH
UNIKA
RE-WORK
FOSSIL

MARBLE

SENSI SIGNORIA
SENSI GEMS
SENSI UP
SENSI
GRACE

WOOD

ECO CHIC
NEST
CROSSROAD WOOD
DOLPHIN
SOLERAS

RUSTIC

PETRAIA

OUT.20

BLEND / LAB325 / GENT
ATLANTIS / GHOST
NATIVE / UNIKA / RE-WORK
DOLPHIN / SOLERAS / ECO CHIC

OUT.30

LAB325 / TRENTO

DECOR

WIDE&STYLE MINI
PLAY
CROSSROAD BRICK

WALL

DO UP
DO UP TOUCH

SOLUTIONS


LEVEL
FACTORY

HARDKOLL

COLLANTI E SIGILLANTI

TECH

INFORMAZIONI TECNICHE




NATIVE

EBONY

9 mm


120x120	nat. rett.	0003773	F 71,50
120x120	lapp. rett.	0004044	F 88,50
60x120	nat. rett.	0003908	F 54,50
60x120	lapp. rett.	0003928	F 66,50
30x120	nat. rett.	0003913	F 54,50
80x80	nat. rett.	0003923	F 50,90
60x60	nat. rett.	0004964	F 45,90
30x60	nat. rett.	0004965	F 42,50



FOREST

9 mm

120x120	nat. rett.	0003770	F 71,50
120x120	lapp. rett.	0004041	F 88,50
60x120	nat. rett.	0003905	F 54,50
60x120	lapp. rett.	0003925	F 66,50
30x120	nat. rett.	0003910	F 54,50
80x80	nat. rett.	0003920	F 50,90



NATIVE

ASH

6 mm

* 160x320	nat. rett.	0004962	F 132,50
9 mm			
120x120	nat. rett.	0003771	F 71,50
120x120	lapp. rett.	0004042	F 88,50
60x120	nat. rett.	0003906	F 54,50
60x120	lapp. rett.	0003926	F 66,50
30x120	nat. rett.	0003911	F 54,50
80x80	nat. rett.	0003921	F 50,90
60x60	nat. rett.	0004109	F 45,90
30x60	nat. rett.	0004112	F 42,50

ABKSTONE

163,5x323 nat.	0004961	± 6 mm
FULLBODY 3D		
163,5x323 nat.	0004971	± 12 mm
163,5x323 nat.	0007737	± 20 mm

RED


6 mm

* 160x320	nat. rett.	0003902	F 132,50
9 mm			
120x120	nat. rett.	0003769	F 71,50
120x120	lapp. rett.	0004040	F 88,50
60x120	nat. rett.	0003904	F 54,50
60x120	lapp. rett.	0003924	F 66,50
30x120	nat. rett.	0003909	F 54,50
80x80	nat. rett.	0003919	F 50,90
60x60	nat. rett.	0004108	F 45,90
30x60	nat. rett.	0004111	F 42,50

ABKSTONE

163,5x323 nat.	0003840	± 6 mm
FULLBODY 3D		
163,5x323 nat.	0003778	± 12 mm

* Fino ad esaurimento scorte l'art. verrà consegnato a spessore 7 mm. The item will be delivered 7 mm thick until stocks are exhausted.



STONE

Index

CONCRETE

BLEND
GHOST
LAB325
CROSSROAD CHALK
DOWNTOWN
DOCKS

SOLID COLOURS

CHROME

METAL

INTERNO 9 WIDE
INTERNO 9

STONE

ATLANTIS

NATIVE

ALPES WIDE
ALPES RAW
MONOLITH
UNIKA
RE-WORK
FOSSIL

MARBLE

SENSI SIGNORIA
SENSI GEMS
SENSI UP
SENSI
GRACE

WOOD

ECO CHIC
NEST
CROSSROAD WOOD
DOLPHIN
SOLERAS

RUSTIC

PETRAIA

OUT.20

BLEND / LAB325 / GENT
ATLANTIS / GHOST
NATIVE / UNIKA / RE-WORK
DOLPHIN / SOLERAS / ECO CHIC

OUT.30

LAB325 / TRENTO

DECOR

WIDE&STYLE MINI
PLAY
CROSSROAD BRICK

WALL

DO UP
DO UP TOUCH

SOLUTIONS

LEVEL
FACTORY

HARDKOLL

COLLANTI E SIGILLANTI

TECH

INFORMAZIONI TECNICHE

NATIVE


FOG

6 mm			
* 160x320	nat. rett.	0003903	F 132,50
9 mm			
120x120	nat. rett.	0003772	F 71,50
120x120	lapp. rett.	0004043	F 88,50
60x120	nat. rett.	0003907	F 54,50
60x120	lapp. rett.	0003927	F 66,50
30x120	nat. rett.	0003912	F 54,50
80x80	nat. rett.	0003922	F 50,90
60x60	nat. rett.	0004110	F 45,90
30x60	nat. rett.	0004113	F 42,50

ABKSTONE

163,5x323 nat.	0003855	± 6 mm
FULLBODY 3D		
163,5x323 nat.	0005318	± 12 mm

* Fino ad esaurimento scorte l'art. verrà consegnato a spessore 7 mm. The item will be delivered 7 mm thick until stocks are exhausted.



MARK FOG 9 mm

60x120 nat. rett.	0003929	F 57,90
30x120 nat. rett.	0003931	F 57,90



MARK EBONY 9 mm

60x120 nat. rett.	0003930	F 57,90
30x120 nat. rett.	0003932	F 57,90



NATIVE

OUTDOOR R11 9 mm

60x60 ASH GRIP rett. 0004414	60x60 RED GRIP rett. 0004413	60x60 FOG GRIP rett. 0004415	60x60 EBONY GRIP rett. 0004970
⊕ 3 P3 F 47,50	⊕ 3 P3 F 47,50	⊕ 3 P3 F 47,50	⊕ 3 P3 F 47,50
30x60 ASH GRIP rett. 0004115	30x60 RED GRIP rett. 0004114	30x60 FOG GRIP rett. 0004116	30x60 EBONY GRIP rett. 0004969
⊕ 6 P3 F 44,50	⊕ 6 P3 F 44,50	⊕ 6 P3 F 44,50	⊕ 6 P3 F 44,50

OUT.20 R11 20 mm

90x90 ASH 20 nat. rett. 0004219	90x90 RED 20 nat. rett. 0004218	90x90 FOG 20 nat. rett. 0004220
⊕ 1 F 88,50	⊕ 1 F 88,50	⊕ 1 F 88,50

Per la serie completa vedi pag. 253
For the complete collection see page 253

MATITE ALLUMINIO - ALUMINIUM STRIPS

Articoli realizzati in alluminio anodizzato per l'uso a parete, adatti a raccordare piastrelle di diverso spessore (9/7/6 mm). Avvertenze per la posa e la pulizia a pag. 318
Anodized Aluminium strips for use between wall tiles of different thicknesses (9/7/6 mm). Instructions for installation and cleaning page. 318

MATITA ALLUMINIO 0,5x120 Parte superiore arrotondata / Rounded top.	0000087 PZ 27,90	MATITA ALLUM. BRONZO Parte superiore piatta colorata in bagno galvanico / Flat top colored in galvanic bath.
0000086 PZ 20,90	0008530 PZ 27,90	0000557 PZ 34,90
Parte superiore arrotondata e colorata con resine acriliche. Rounded top colored with acrylic resins.		
	0008532 PZ 27,90	0000556 PZ 34,90
0008535 PZ 27,90		
	0008531 PZ 27,90	
0008534 PZ 27,90		
	0008533 PZ 27,90	
	0000088 PZ 27,90	

STONE

Index

CONCRETE

BLEND
GHOST
LAB325
CROSSROAD CHALK
DOWNTOWN
DOCKS

SOLID COLOURS

CHROME

METAL

INTERNO 9 WIDE
INTERNO 9

STONE

ATLANTIS

NATIVE

ALPES WIDE
ALPES RAW
MONOLITH
UNIKA
RE-WORK
FOSSIL

MARBLE

SENSI SIGNORIA
SENSI GEMS
SENSI UP
SENSI
GRACE

WOOD

ECO CHIC
NEST
CROSSROAD WOOD
DOLPHIN
SOLERAS

RUSTIC

PETRAIA

OUT.20

BLEND / LAB325 / GENT
ATLANTIS / GHOST
NATIVE / UNIKA / RE-WORK
DOLPHIN / SOLERAS / ECO CHIC

OUT.30

LAB325 / TRENTO

DECOR

WIDE&STYLE MINI
PLAY
CROSSROAD BRICK

WALL

DO UP
DO UP TOUCH

SOLUTIONS

LEVEL
FACTORY

HARDKOLL

COLLANTI E SIGILLANTI

TECH

INFORMAZIONI TECNICHE

NATIVE

PEZZI SPECIALI / SPECIAL TRIMS 9 mm	EBONY	FOREST	ASH	RED	FOG
BATTISCOPA rett. 5,5x60 PZ 7,90	0004966	-	0004167	0004166	0004168
BATTISCOPA rett. 5,5x80 PZ 8,90	0003937	0003934	0003935	0003933	0003936
GRADONE TOP rett. 32x120x4,5x2 PZ 172,90	0003947	0003944	0003945	0003943	0003946
ANGOLARE TOP SX rett. 32x120x4,5x2 PZ 198,90	0003952	0003949	0003950	0003948	0003951
ANGOLARE TOP DX rett. 32x120x4,5x2 PZ 198,90	0003957	0003954	0003955	0003953	0003956
BATTISCOPA lapp. 5,5x120 PZ 12,90	0003942	0003939	0003940	0003938	0003941
GRADONE TOP lapp. 32x120x4,5x2 PZ 182,90	0004122	0004119	0004120	0004118	0004121
ANGOLARE TOP SX lapp. 32x120x4,5x2 PZ 208,90	0004127	0004124	0004125	0004123	0004126
ANGOLARE TOP DX lapp. 32x120x4,5x2 PZ 208,90	0004132	0004129	0004130	0004128	0004131

GRES PORCELLANATO A MASSA COLORATA FULL BODY COLORED PORCELAIN

Classificazione secondo norme UNI EN 14411 (ISO 13006) Allegato G-Gruppo Bla GL
Classification in accordance with UNI EN 14411 (ISO 13006) Annex G-Group Bla GL




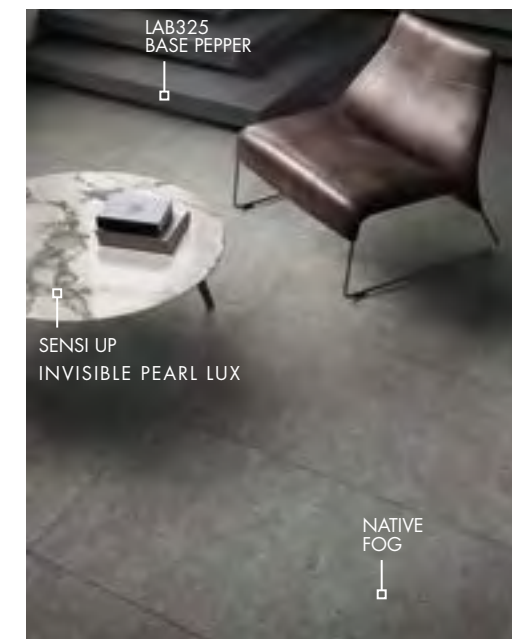

PROPRIETÀ FISICO-CHIMICHE PHYSICAL-CHEMICAL PROPERTIES	NORMA NORM	VALORE PRESCRITTO DALLE NORME VALUE PRESCRIBED FROM THE NORMS	VAL. / VALUE NATIVE NAT.	VAL. / VALUE NATIVE GRIP/ OUT.20
	B.C.R.A. C.A.	$\mu < 0,19$ SCIIVOLOSITÀ PERICOLOSA - DANGEROUSLY SLIPPERY $0,20 < \mu < 0,39$ SCIIVOLOSITÀ ECCESSIVA - EXCESSIVELY SLIPPERY $0,40 < \mu < 0,74$ ATTRITO SODDISFACENTE - SATISFACTORY GRIP $\mu > 0,75$ ATTRITO ECCELLENTE - EXCELLENT GRIP	> 0,40	> 0,40
	B.C.R.A. G.B.		> 0,40	> 0,40
RESISTENZA ALLO SCIOLAMENTO SLIP RESISTANCE	ASTM C 1028 (S.C.O.F.)	SLIP RESISTANT (> 0,60)	> 0,60 DRY > 0,60 WET	> 0,60 DRY > 0,60 WET
	DIN 51130	IN FUNZIONE DELL'AMBIENTE O DELLA ZONA DI LAVORO BASING ON THE ENVIRONMENT OR THE WORKING AREA	R10	R11
	DIN 51097	-	A+B	A+B+C
	ANSI A 137-1-2012 (D.C.O.F.)	$\geq 0,42$	> 0,42	> 0,42

NATIVE

THE PERFECT COMBO

DALLA CONSULTAZIONE DELLA MATERIOTECA ABK, NASCE LA NUOVA SEZIONE DEDICATA AGLI ABBINAMENTI CHE VALORIZZANO LE SUPERFICI DELLE PRINCIPALI COLLEZIONI.

THE NEW SECTION EXPLORES THE DIFFERENT WAYS IN WHICH ABK MATERIALS CAN BE COORDINATED TO ENHANCE THE SURFACES OF THE MAIN COLLECTIONS.



STONE

Index

CONCRETE

BLEND
GHOST
LAB325
CROSSROAD CHALK
DOWNTOWN
DOCKS

SOLID COLOURS

CHROME

METAL

INTERNO 9 WIDE
INTERNO 9

STONE

ATLANTIS

NATIVE

ALPES WIDE
ALPES RAW
MONOLITH
UNIKA
RE-WORK
FOSSIL

MARBLE

SENSI SIGNORIA
SENSI GEMS
SENSI UP
SENSI
GRACE

WOOD

ECO CHIC
NEST
CROSSROAD WOOD
DOLPHIN
SOLERAS

RUSTIC

PETRAIA

OUT.20

BLEND / LAB325 / GENT
ATLANTIS / GHOST
NATIVE / UNIKA / RE-WORK
DOLPHIN / SOLERAS / ECO CHIC

OUT.30

LAB325 / TRENTO

DECOR

WIDE&STYLE MINI
PLAY
CROSSROAD BRICK

WALL

DO UP
DO UP TOUCH

SOLUTIONS

LEVEL
FACTORY

HARDKOLL

COLLANTI E SIGILLANTI

TECH

INFORMAZIONI TECNICHE

ALPES WIDE

GRES PORCELLANATO A MASSA COLORATA FULL BODY COLORED PORCELAIN	
6 mm 160x320 nat. 120x240 nat.	9 mm 120x120 nat. 80x160 nat. 80x80 nat.
 LEAD	 GREY
 IVORY	 SAND

STONE

Index

CONCRETE

BLEND
GHOST
LAB325
CROSSROAD CHALK
DOWNTOWN
DOCKS

SOLID COLOURS

CHROME

METAL

INTERNO 9 WIDE
INTERNO 9

STONE

ATLANTIS
NATIVE

ALPES WIDE

ALPES RAW
MONOLITH
UNIKA
RE-WORK
FOSSIL

MARBLE

SENSI SIGNORIA
SENSI GEMS
SENSI UP
SENSI
GRACE

WOOD

ECO CHIC
NEST
CROSSROAD WOOD
DOLPHIN
SOLERAS

RUSTIC

PETRAIA

OUT.20

BLEND / LAB325 / GENT
ATLANTIS / GHOST
NATIVE / UNIKA / RE-WORK
DOLPHIN / SOLERAS / ECO CHIC

OUT.30

LAB325 / TRENTO

DECOR

WIDE&STYLE MINI
PLAY
CROSSROAD BRICK

WALL

DO UP
DO UP TOUCH

SOLUTIONS

LEVEL
FACTORY

HARDKOLL

COLLANTI E SIGILLANTI

TECH

INFORMAZIONI TECNICHE



ALPES

LEAD

6 mm

* 160x320 nat rett. **0000420** F 132,50

* 120x240 nat rett. **0000213** F 98,50

9 mm

* 120x120 nat rett. **0000217** F 71,50

* 80x160 nat rett. **0000205** F 81,50

* 80x80 nat rett. **0000209** F 50,90



GREY

6 mm

* 120x240 nat rett. **0000212** F 98,50

9 mm

* 120x120 nat rett. **0000216** F 71,50

* 80x160 nat rett. **0000204** F 81,50

* 80x80 nat rett. **0000208** F 50,90



* Fino ad esaurimento scorte l' art. verrà consegnato a spessore 7 mm. The item will be delivered 7 mm thick until stocks are exhausted.

ALPES

IVORY

6 mm

* 120x240 nat rett. **0000211** F 98,50

9 mm

* 120x120 nat rett. **0000215** F 71,50

* 80x160 nat rett. **0000203** F 81,50

* 80x80 nat rett. **0000207** F 50,90



SAND

6 mm

* 160x320 nat rett. **0000200** F 132,50

* 120x240 nat rett. **0000214** F 98,50

9 mm

* 120x120 nat rett. **0000218** F 71,50

* 80x160 nat rett. **0000206** F 81,50

* 80x80 nat rett. **0000210** F 50,90



* Fino ad esaurimento scorte l' art. verrà consegnato a spessore 7 mm. The item will be delivered 7 mm thick until stocks are exhausted.

STONE

Index

CONCRETE

BLEND
GHOST
LAB325
CROSSROAD CHALK
DOWNTOWN
DOCKS

SOLID COLOURS

CHROME

METAL

INTERNO 9 WIDE
INTERNO 9

STONE

ATLANTIS
NATIVE

ALPES WIDE

ALPES RAW
MONOLITH
UNIKA
RE-WORK
FOSSIL

MARBLE

SENSI SIGNORIA
SENSI GEMS
SENSI UP
SENSI
GRACE

WOOD

ECO CHIC
NEST
CROSSROAD WOOD
DOLPHIN
SOLERAS

RUSTIC

PETRAIA

OUT.20

BLEND / LAB325 / GENT
ATLANTIS / GHOST
NATIVE / UNIKA / RE-WORK
DOLPHIN / SOLERAS / ECO CHIC

OUT.30

LAB325 / TRENTO

DECOR

WIDE&STYLE MINI
PLAY
CROSSROAD BRICK

WALL

DO UP
DO UP TOUCH

SOLUTIONS

LEVEL
FACTORY

HARDKOLL

COLLANTI E SIGILLANTI

TECH

INFORMAZIONI TECNICHE

ALPES

MATITE ALLUMINIO - ALUMINIUM STRIPS

Articoli realizzati in alluminio anodizzato per l'uso a parete, adatti a raccordare piastrelle di diverso spessore (9/7/6 mm). Avvertenze per la posa e la pulizia a pag. 318
Anodized Aluminium strips for use between wall tiles of different thicknesses (9/7/6 mm). Instructions for installation and cleaning page. 318

MATITA ALLUMINIO 0,5x120 4
Parte superiore arrotondata / Rounded top.

MATITA ALLUMINIO 000086 PZ 20,90

Parte superiore arrotondata e colorata con resine acriliche.
Rounded top colored with acrylic resins.

MATITA ALLUM. ORO 0008535 PZ 27,90

MATITA ALLUM. RAME SCURO 0008534 PZ 27,90

MATITA ALLUM. WHITE 0000087 PZ 27,90

MATITA ALLUM. TERRACOTTA 0008530 PZ 27,90

MATITA ALLUM. BLU 0008532 PZ 27,90

MATITA ALLUM. VERDE 0008531 PZ 27,90

MATITA ALLUM. ARDESIA 0008533 PZ 27,90

MATITA ALLUM. BLACK 0000088 PZ 27,90

MATITA ALLUMINIO 0,5x120 4
Parte superiore piatta colorata in bagno galvanico / Flat top colored in galvanic bath.

MATITA ALLUM. BRONZO 0000557 PZ 34,90


MATITA ALLUM. RAME 0000556 PZ 34,90

DECORI / DECORATIVE	LEAD	GREY	IVORY	SAND
MOS. ENIGMA reff. 30x34 F 209,90 5	0000290	0000289	0000288	0000291
PEZZI SPECIALI / SPECIAL TRIMS	LEAD	GREY	IVORY	SAND
* BATTISCOPIA 5,5x80 PZ 8,90 8	0000347	0000346	0000345	0000348
* GRADONE TOP reff. 32x120x4,5x1,5 PZ 172,90 1	0000351	0000350	0000349	0000352
* ANGOLARE TOP SX 32x120x4,5x1,5 PZ 198,90 1	0000355	0000354	0000353	0000356
* ANGOLARE TOP DX 32x120x4,5x1,5 PZ 198,90 1	0000359	0000358	0000357	0000360

* Fino ad esaurimento scorte l'art. verrà consegnato a spessore 7 mm. The item will be delivered 7 mm thick until stocks are exhausted.

GRES PORCELLANATO A MASSA COLORATA FULL BODY COLORED PORCELAIN

Classificazione secondo norme UNI EN 14411 (ISO 13006) Allegato G-Gruppo Bla GL
Classification in accordance with UNI EN 14411 (ISO 13006) Annex G-Group Bla GL



PROPRIETÀ FISICO-CHIMICHE PHYSICAL-CHEMICAL PROPERTIES	NORMA NORM	VALORE PRESCRITTO DALLE NORME VALUE PRESCRIBED FROM THE NORMS	VAL. / VALUE ALPES NAT.
	B.C.R.A. C.A.	μ 0,19 SCIOLISITÀ PERICOLOSA - DANGEROUSLY SLIPPERY 0,20 < μ < 0,39 SCIOLISITÀ ECCESSIVA - EXCESSIVELY SLIPPERY 0,40 < μ < 0,74 ATTRITO SODDISFACENTE - SATISFACTORY GRIP μ 0,75 ATTRITO ECCELLENTE - EXCELLENT GRIP	> 0,40
	B.C.R.A. G.B.		> 0,40
RESISTENZA ALLO SCIOLISAMENTO SLIP RESISTANCE	ASTM C 1028 [S.C.O.F.]	SLIP RESISTANT (> 0,60)	> 0,60 DRY > 0,60 WET
	DIN 51130	IN FUNZIONE DELL'AMBIENTE O DELLA ZONA DI LAVORO BASING ON THE ENVIRONMENT OR THE WORKING AREA	R10
	DIN 51097	-	A+B
	ANSI A 137-1:2012 [D.C.O.F.]	≥ 0,42	> 0,42



ALPES

THE PERFECT COMBO

DALLA CONSULTAZIONE DELLA MATERIOTECA ABK, NASCE LA NUOVA SEZIONE DEDICATA AGLI ABBINAMENTI CHE VALORIZZANO LE SUPERFICI DELLE PRINCIPALI COLLEZIONI.

THE NEW SECTION EXPLORES THE DIFFERENT WAYS IN WHICH ABK MATERIALS CAN BE COORDINATED TO ENHANCE THE SURFACES OF THE MAIN COLLECTIONS.

	INTERNO 9	CROSSROAD CHALK	SENSI UP	CROSSROAD WOOD	NEST
LEAD	PEARL	COAL	STATUARIO ULTRA	COAL	BLUE
GREY	SILVER	GREY	INVISIBLE PEARL	TAN	OAK
IVORY	DARK	COAL	GRAND ANTIQUE	GREY	TAUPE
SAND	RUST	SAND	CALACATTA GOLD	AMBER	OAK
	CHROME				
	WHITE	BLACK			



STONE

Index

CONCRETE

- BLEND
- GHOST
- LAB325
- CROSSROAD CHALK
- DOWNTOWN
- DOCKS

SOLID COLOURS

- CHROME

METAL

- INTERNO 9 WIDE
- INTERNO 9

STONE

- ATLANTIS
- NATIVE

ALPES WIDE

- ALPES RAW
- MONOLITH
- UNIKA
- RE-WORK
- FOSSIL

MARBLE

- SENSI SIGNORIA
- SENSI GEMS
- SENSI UP
- SENSI GRACE

WOOD

- ECO CHIC
- NEST
- CROSSROAD WOOD
- DOLPHIN
- SOLERAS

RUSTIC

- PETRAIA

OUT.20

- BLEND / LAB325 / GENT
- ATLANTIS / GHOST
- NATIVE / UNIKA / RE-WORK
- DOLPHIN / SOLERAS / ECO CHIC

OUT.30

- LAB325 / TRENTO

DECOR

- WIDE&STYLE MINI PLAY
- CROSSROAD BRICK

WALL

- DO UP
- DO UP TOUCH

SOLUTIONS

- LEVEL
- FACTORY

HARDKOLL

- COLLANTI E SIGILLANTI

TECH

- INFORMAZIONI TECNICHE

ALPES RAW

GRES PORCELLANATO A MASSA COLORATA
FULL BODY COLORED PORCELAIN

9 mm

60x120 nat. / lapp.
60x60 nat. / lapp.
30x60 nat. / lapp.



LEAD



GREY



IVORY



SAND



STONE

Index

CONCRETE

BLEND
GHOST
LAB325
CROSSROAD CHALK
DOWNTOWN
DOCKS

SOLID COLOURS

CHROME

METAL

INTERNO 9 WIDE
INTERNO 9

STONE

ATLANTIS
NATIVE
ALPES WIDE

ALPES RAW

MONOLITH
UNIKA
RE-WORK
FOSSIL

MARBLE

SENSI SIGNORIA
SENSI GEMS
SENSI UP
SENSI
GRACE

WOOD

ECO CHIC
NEST
CROSSROAD WOOD
DOLPHIN
SOLERAS

RUSTIC

PETRAIA

OUT.20

BLEND / LAB325 / GENT
ATLANTIS / GHOST
NATIVE / UNIKA / RE-WORK
DOLPHIN / SOLERAS / ECO CHIC

OUT.30

LAB325 / TRENTO

DECOR

WIDE&STYLE MINI
PLAY
CROSSROAD BRICK

WALL

DO UP
DO UP TOUCH

SOLUTIONS

LEVEL
FACTORY

HARDKOLL

COLLANTI E SIGILLANTI

TECH


INFORMAZIONI TECNICHE

ALPES RAW

LEAD

9 mm

60x120	nat rett.	0000008	F 54,50
60x120	lapp. rett.	0000013	F 66,50
60x60	nat rett.	0000018	F 45,90
60x60	lapp. rett.	0000023	F 59,50
30x60	nat rett.	0000028	F 42,50
30x60	lapp. rett.	0000033	F 52,50



GREY

9 mm

60x120	nat rett.	0000007	F 54,50
60x120	lapp. rett.	0000012	F 66,50
60x60	nat rett.	0000017	F 45,90
60x60	lapp. rett.	0000022	F 59,50
30x60	nat rett.	0000027	F 42,50
30x60	lapp. rett.	0000032	F 52,50




ALPES RAW

IVORY

9 mm


60x120	nat rett.	0000006	F 54,50
60x120	lapp. rett.	0000011	F 66,50
60x60	nat rett.	0000016	F 45,90
60x60	lapp. rett.	0000021	F 59,50
30x60	nat rett.	0000026	F 42,50
30x60	lapp. rett.	0000031	F 52,50



SAND

9 mm

60x120	nat rett.	0000009	F 54,50
60x120	lapp. rett.	0000014	F 66,50
60x60	nat rett.	0000019	F 45,90
60x60	lapp. rett.	0000024	F 59,50
30x60	nat rett.	0000029	F 42,50
30x60	lapp. rett.	0000034	F 52,50



STONE

Index

CONCRETE

BLEND
GHOST
LAB325
CROSSROAD CHALK
DOWNTOWN
DOCKS

SOLID COLOURS

CHROME

METAL

INTERNO 9 WIDE
INTERNO 9

STONE

ATLANTIS
NATIVE
ALPES WIDE

ALPES RAW

MONOLITH
UNIKA
RE-WORK
FOSSIL

MARBLE

SENSI SIGNORIA
SENSI GEMS
SENSI UP
SENSI
GRACE

WOOD

ECO CHIC
NEST
CROSSROAD WOOD
DOLPHIN
SOLERAS

RUSTIC

PETRAIA

OUT.20

BLEND / LAB325 / GENT
ATLANTIS / GHOST
NATIVE / UNIKA / RE-WORK
DOLPHIN / SOLERAS / ECO CHIC

OUT.30

LAB325 / TRENTO

DECOR

WIDE&STYLE MINI
PLAY
CROSSROAD BRICK

WALL

DO UP
DO UP TOUCH

SOLUTIONS

LEVEL
FACTORY

HARDKOLL


COLLANTI E SIGILLANTI

TECH

INFORMAZIONI TECNICHE

ALPES RAW


DECORI DA RIVESTIMENTO - WALL DECORS 9 mm



30x60 2
ALPES RAW DEC. SIGN SAND MIX 2
0000271 lapp. rett. PZ 59,90
(Ottone - brass) [prezzo cad. - price for piece]



30x30 4
**ALPES RAW MOS. QUAD. GLAM SAND
0000266 nat. rett. PZ 34,90



5x30 4
*FASCIA ESSENZE MIX
R9R03053 rett. PZ 21,90
(Legno - wood)



4x30 4
*FASCIA ARDESIA BRONZO
RER09054 rett. PZ 20,90
(Pietra naturale - Natural stone)



4x30 4
*FASCIA ARDESIA GRIGIO
RER09204 rett. PZ 20,90
(Pietra naturale - Natural stone)



1,5x30 4
**FASCIA VETRO PLATINO
R1R03207 rett. PZ 22,90



1,5x30 4
**FASCIA VETRO BRONZO
R1R03157 rett. PZ 22,90




1,5x30 4
**FASCIA VETRO ORO
R1R03106 rett. PZ 22,90
(Vetro e metalli preziosi - Glass and precious metals)



30x60 2
ALPES RAW DEC. SIGN LEAD MIX 2
0000270 lapp. rett. PZ 59,90
(Ottone - brass) [prezzo cad. - price for piece]



30x30 4
**ALPES RAW MOS. QUAD. GLAM LEAD
0000265 nat. rett. PZ 34,90



30x30 4
**ALPES RAW MOS. QUAD. GLAM GREY
0000264 nat. rett. PZ 34,90




30x60 2
ALPES RAW DEC. SIGN GREY MIX 2
0000269 lapp. rett. PZ 59,90
(Ottone - brass) [prezzo cad. - price for piece]




30x30 4
**ALPES RAW MOS. QUAD. GLAM LEAD
0000264 nat. rett. PZ 34,90



30x30 4
**ALPES RAW MOS. QUAD. GLAM GREY
0000264 nat. rett. PZ 34,90



30x60 2
ALPES RAW DEC. SIGN IVORY MIX 2
0000268 lapp. rett. PZ 59,90
(Ottone - brass) [prezzo cad. - price for piece]



30x30 4
**ALPES RAW MOS. QUAD. GLAM LEAD
0000263 nat. rett. PZ 34,90



30x30 4
**ALPES RAW MOS. QUAD. GLAM IVORY
0000263 nat. rett. PZ 34,90



10x60 3
**LISTONE WOM
UKR01161 rett. PZ 34,90



5x60 4
**ALPES RAW LIST. ETHNIC
0000267 rett. PZ 29,90

* Art. realizzati con materiali naturali: vedi indicazioni per posa e pulizia a pag. 318 dell' area tecnica.
Items produced with natural materials: check the technical area at page 318.

** Metalli preziosi. Si consiglia di pulire la superficie senza utilizzare prodotti contenenti sostanze abrasive per non alterare la brillantezza del metallo prezioso.
Precious metal. Do not use products containing abrasive substances to clean the decorative element so as not to affect the shine of the precious metal.

ALPES RAW

MATITE ALLUMINIO - ALUMINIUM STRIPS

Articoli realizzati in alluminio anodizzato per l'uso a parete, adatti a raccordare piastrelle di diverso spessore (9/7/6 mm). Avvertenze per la posa e la pulizia a pag. 318
Anodized Aluminium strips for use between wall tiles of different thicknesses (9/7/6 mm). Instructions for installation and cleaning page. 318



MATITA ALLUMINIO 0,5x120 4
Parte superiore arrotondata / Rounded top.



MATITA ALLUMINIO
0000086 PZ 20,90

Parte superiore arrotondata e colorata con resine acriliche.
Rounded top colored with acrylic resins.



MATITA ALLUM. ORO
0008535 PZ 27,90



MATITA ALLUM. RAME SCURO
0008534 PZ 27,90



MATITA ALLUM. WHITE
0000087 PZ 27,90



MATITA ALLUM. TERRACOTTA
0008530 PZ 27,90



MATITA ALLUM. BLU
0008532 PZ 27,90



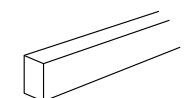
MATITA ALLUM. VERDE
0008531 PZ 27,90



MATITA ALLUM. ARDESIA
0008533 PZ 27,90



MATITA ALLUM. BLACK
0000088 PZ 27,90



MATITA ALLUMINIO 0,5x120 4
Parte superiore piatta colorata in bagno galvanico / Flat top colored in galvanic bath.



MATITA ALLUM. BRONZO
0000557 PZ 34,90



MATITA ALLUM. RAME
0000556 PZ 34,90

DECORI / DECORATIVE 9 mm



MOS. QUADRETTI rett.
30x30
F 101,90 4

LEAD

0000261

GREY

0000260

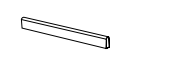
IVORY

0000259

SAND

0000262

PEZZI SPECIALI / SPECIAL TRIMS 9 mm



BATTISCOPIA
5,5x60
PZ 7,90 10

LEAD

0000274

GREY

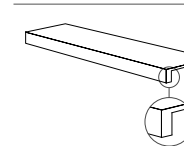
0000273

IVORY

0000272

SAND

0000275



GRADONE TOP rett.
32x120x4,5x2
PZ 172,90 1

LEAD

0000278

GREY

0000277

IVORY

0000276

SAND

0000279



ANGOLARE TOP SX
32x120x4,5x2
PZ 198,90 1

LEAD

0000282

GREY

0000281

IVORY

0000280

SAND

0000283



ANGOLARE TOP DX
32x120x4,5x2
PZ 198,90 1

LEAD

0000286

GREY

0000285

IVORY

0000284

SAND

0000287

GRES PORCELLANATO A MASSA COLORATA FULL BODY COLORED PORCELAIN

Classificazione secondo norme UNI EN 14411 (ISO 13006) Allegato G-Gruppo B1a GL
Classification in accordance with UNI EN 14411 (ISO 13006) Annex G-Group B1a GL



PROPRIETÀ FISICO-CHIMICHE PHYSICAL-CHEMICAL PROPERTIES	NORMA NORM	VALORE PRESCRITTO DALLE NORME VALUE PRESCRIBED FROM THE NORMS	VAL. / VALUE ALPES RAW NAT.
	B.C.R.A. C.A.	μ 0,19 SCIVOLOSITÀ PERICOLOSA - DANGEROUSLY SLIPPERY 0,20 < μ < 0,39 SCIVOLOSITÀ ECESSIVA - EXCESSIVELY SLIPPERY 0,40 < μ < 0,74 ATRITO SODDISFACENTE - SATISFACTORY GRIP μ 0,75 ATRITO ECCELLENTE - EXCELLENT GRIP	> 0,40
	B.C.R.A. G.B.		> 0,40
RESISTENZA ALLO SCIVOLAMENTO SLIP RESISTANCE	ASTM C 1028 (S.C.O.F.)	SLIP RESISTANT (> 0,60)	> 0,60 DRY > 0,60 WET
	DIN 51130	IN FUNZIONE DELL'AMBIENTE O DELLA ZONA DI LAVORO BASING ON THE ENVIRONMENT OR THE WORKING AREA	R10
	DIN 51097	-	A+B
	ANSI A 137-1:2012 (D.C.O.F.)	≥ 0,42	> 0,42

STONE

Index

CONCRETE

BLEND
GHOST
LAB325
CROSSROAD CHALK
DOWNTOWN
DOCKS

SOLID COLOURS

CHROME

METAL

INTERNO 9 WIDE
INTERNO 9

STONE

ATLANTIS
NATIVE
ALPES WIDE

ALPES RAW

MONOLITH
UNIKA
RE-WORK
FOSSIL

MARBLE

SENSI SIGNORIA
SENSI GEMS
SENSI UP
SENSI
GRACE

WOOD

ECO CHIC
NEST
CROSSROAD WOOD
DOLPHIN
SOLERAS

RUSTIC

PETRAIA

OUT.20

BLEND / LAB325 / GENT
ATLANTIS / GHOST
NATIVE / UNIKA / RE-WORK
DOLPHIN / SOLERAS / ECO CHIC

OUT.30

LAB325 / TRENTO

DECOR

WIDE&STYLE MINI
PLAY
CROSSROAD BRICK

WALL

DO UP
DO UP TOUCH

SOLUTIONS

LEVEL
FACTORY

HARDKOLL

COLLANTI E SIGILLANTI

TECH

INFORMAZIONI TECNICHE

MONOLITH

GRES PORCELLANATO A MASSA COLORATA FULL BODY COLORED PORCELAIN	
6 mm 120x280 nat.	9 mm 120x120 nat. 60x120 nat. 60x60 nat. 30x60 nat.
 GREIGE	 FOG
	 GRAPHITE

STONE

Index

CONCRETE

BLEND
GHOST
LAB325
CROSSROAD CHALK
DOWNTOWN
DOCKS

SOLID COLOURS

CHROME

METAL

INTERNO 9 WIDE
INTERNO 9

STONE

ATLANTIS
NATIVE
ALPES WIDE
ALPES RAW

MONOLITH

UNIKA
RE-WORK
FOSSIL

MARBLE

SENSI SIGNORIA
SENSI GEMS
SENSI UP
SENSI
GRACE

WOOD

ECO CHIC
NEST
CROSSROAD WOOD
DOLPHIN
SOLERAS

RUSTIC

PETRAIA

OUT.20

BLEND / LAB325 / GENT
ATLANTIS / GHOST
NATIVE / UNIKA / RE-WORK
DOLPHIN / SOLERAS / ECO CHIC

OUT.30

LAB325 / TRENTO

DECOR

WIDE&STYLE MINI
PLAY
CROSSROAD BRICK

WALL

DO UP
DO UP TOUCH

SOLUTIONS

LEVEL
FACTORY

HARDKOLL

COLLANTI E SIGILLANTI

TECH

INFORMAZIONI TECNICHE





floor
MONOLITH GREIGE 120x120

MONOLITH

GREIGE

6 mm			
** 120x280	nat rett.	0008799	F 98,50
9 mm			
* 120x120	nat rett.	0001800	F 71,50
* 60x120	nat rett.	0001803	F 54,50
60x60	nat rett.	0001809	F 45,90
30x60	nat rett.	0002351	F 42,50


FOG

6 mm			
** 120x280	nat rett.	0008800	F 98,50
9 mm			
* 120x120	nat rett.	0001801	F 71,50
* 60x120	nat rett.	0001804	F 54,50
60x60	nat rett.	0001810	F 45,90
30x60	nat rett.	0002352	F 42,50

* Fino ad esaurimento scorte l' art. verrà consegnato a spessore 7 mm. The item will be delivered 7 mm thick until stocks are exhausted.

** Fino ad esaurimento scorte l' art. verrà consegnato nel formato 120x240 7 mm. The item will be delivered 7 mm 120x240 until stocks are exhausted.

STONE



Index

CONCRETE

BLEND
GHOST
LAB325
CROSSROAD CHALK
DOWNTOWN
DOCKS

SOLID COLOURS

CHROME

METAL

INTERNO 9 WIDE
INTERNO 9

STONE

ATLANTIS
NATIVE
ALPES WIDE
ALPES RAW

MONOLITH

UNIKA
RE-WORK
FOSSIL

MARBLE

SENSI SIGNORIA
SENSI GEMS
SENSI UP
SENSI
GRACE

WOOD

ECO CHIC
NEST
CROSSROAD WOOD
DOLPHIN
SOLERAS

RUSTIC

PETRAIA

OUT.20

BLEND / LAB325 / GENT
ATLANTIS / GHOST
NATIVE / UNIKA / RE-WORK
DOLPHIN / SOLERAS / ECO CHIC

OUT.30

LAB325 / TRENTO

DECOR

WIDE&STYLE MINI
PLAY
CROSSROAD BRICK

WALL

DO UP
DO UP TOUCH

SOLUTIONS

LEVEL
FACTORY

HARDKOLL

COLLANTI E SIGILLANTI


TECH

INFORMAZIONI TECNICHE

MONOLITH

GRAPHITE

6 mm			
**	120x280	nat rett.	0008801 F 98,50
9 mm			
*	120x120	nat rett.	0001802 F 71,50
*	60x120	nat rett.	0001805 F 54,50
	60x60	nat rett.	0001811 F 45,90
	30x60	nat rett.	0002353 F 42,50



* Fino ad esaurimento scorte l' art. verrà consegnato a spessore 7 mm. The item will be delivered 7 mm thick until stocks are exhausted.

** Fino ad esaurimento scorte l' art. verrà consegnato nel formato 120x240 7 mm. The item will be delivered 7 mm 120x240 until stocks are exhausted.

MATITE ALLUMINIO - ALUMINIUM STRIPS

Articoli realizzati in alluminio anodizzato per l'uso a parete, adatti a raccordare piastrelle di diverso spessore (9/7/6 mm). Avvertenze per la posa e la pulizia a pag. 318
Anodized Aluminium strips for use between wall tiles of different thicknesses (9/7/6 mm). Instructions for installation and cleaning page. 318

	MATITA ALLUM. WHITE 0000087 PZ 27,90
MATITA ALLUMINIO 0,5x120 4 Parte superiore arrotondata / Rounded top.	MATITA ALLUM. TERRACOTTA 0008530 PZ 27,90
	MATITA ALLUM. BRONZO 0000557 PZ 34,90
	MATITA ALLUM. RAME 0000556 PZ 34,90
	MATITA ALLUM. BLU 0008532 PZ 27,90
	MATITA ALLUM. VERDE 0008531 PZ 27,90
	MATITA ALLUM. ARDESIA 0008533 PZ 27,90
	MATITA ALLUM. BLACK 0000088 PZ 27,90
	MATITA ALLUM. ORO 0008535 PZ 27,90
	MATITA ALLUM. RAME SCURO 0008534 PZ 27,90

MONOLITH

STONE

DECORI DA RIVESTIMENTO - WALL DECORS 9 mm

5x60 4 0006775 LIST. AVIO rett. Lucido / Glossy PZ 17,90	5x60 4 0006776 LIST. PHARD rett. Lucido / Glossy PZ 17,90	5x60 4 0006777 LIST. SENAPE rett. Lucido / Glossy PZ 17,90

DECORI / DECORATIVE 9 mm	GREIGE	FOG	GRAPHITE
* MOS. QUADRETTI rett. 30x30 F 101,90 4	0001950	0001951	0001952
PEZZI SPECIALI / SPECIAL TRIMS	GREIGE	FOG	GRAPHITE
BATTISCOPA rett. 5,5x60 PZ 7,90 10	0002818	0002819	0002820
* BATTISCOPA rett. 5,5x120 PZ 10,90 6	0001953	0001954	0001955
* GRADONE TOP rett. 32x120x4,5x1,5 PZ 172,90 1	0001956	0001957	0001958
* ANGOLARE TOP SX rett. 32x120x4,5x1,5 PZ 198,90 1	0001959	0001960	0001961
ANGOLARE TOP DX rett. 32x120x4,5x1,5 PZ 198,90 1	0001962	0001963	0001964

* Fino ad esaurimento scorte l' art. verrà consegnato a spessore 7 mm. The item will be delivered 7 mm thick until stocks are exhausted.

GRES PORCELLANATO A MASSA COLORATA FULL BODY COLORED PORCELAIN

Classificazione secondo norme UNI EN 14411 (ISO 13006) Allegato G-Gruppo Bla GL
Classification in accordance with UNI EN 14411 (ISO 13006) Annex G-Group Bla GL



PROPRIETÀ FISICO-CHIMICHE PHYSICAL-CHEMICAL PROPERTIES	NORMA NORM	VALORE PRESCRITTO DALLE NORME VALUE PRESCRIBED FROM THE NORMS	VAL. / VALUE MONOLITH NAT.
RESISTENZA ALLO SCIVOLAMENTO SLIP RESISTANCE	B.C.R.A. C.A.	μ 0,19 SCIVOLOSITÀ PERICOLOSA - DANGEROUSLY SLIPPERY $0,20 < \mu < 0,39$ SCIVOLOSITÀ ECCESSIVA - EXCESSIVELY SLIPPERY	> 0,40
	B.C.R.A. G.B.	$0,40 < \mu < 0,74$ ATRITO SODDISFACENTE - SATISFACTORY GRIP μ 0,75 ATRITO ECCELLENTE - EXCELLENT GRIP	> 0,40
	ASTM C 1028 (S.C.O.F.)	SLIP RESISTANT (> 0,60)	> 0,60 DRY > 0,60 WET
	DIN 51130	IN FUNZIONE DELL'AMBIENTE O DELLA ZONA DI LAVORO BASING ON THE ENVIRONMENT OR THE WORKING AREA	R10
	DIN 51097 ANSI A 137-1:2012 [D.C.O.F.]	-	A+B > 0,42

Index

CONCRETE

BLEND
GHOST
LAB325
CROSSROAD CHALK
DOWNTOWN
DOCKS

SOLID COLOURS

CHROME

METAL

INTERNO 9 WIDE
INTERNO 9

STONE

ATLANTIS
NATIVE
ALPES WIDE
ALPES RAW

MONOLITH

UNIKA
RE-WORK
FOSSIL

MARBLE

SENSI SIGNORIA
SENSI GEMS
SENSI UP
SENSI
GRACE

WOOD

ECO CHIC
NEST
CROSSROAD WOOD
DOLPHIN
SOLERAS

RUSTIC

PETRAIA

OUT.20

BLEND / LAB325 / GENT
ATLANTIS / GHOST
NATIVE / UNIKA / RE-WORK
DOLPHIN / SOLERAS / ECO CHIC

OUT.30

LAB325 / TRENTO

DECOR

WIDE&STYLE MINI
PLAY
CROSSROAD BRICK

WALL

DO UP
DO UP TOUCH

SOLUTIONS

LEVEL
FACTORY

HARDKOLL






COLLANTI E SIGILLANTI

TECH

INFORMAZIONI TECNICHE

UNIKA

GRES PORCELLANATO A MASSA COLORATA FULL BODY COLORED PORCELAIN	
9 mm	20 mm
60x120 nat. / antique	40x80 R11
30x120 nat.	
60x60 nat. / antique / R11	
30x60 nat.	
20x40 R11	
20x20 R11	

	CREAM		ECRU		BRONZE		GREY
	SMOKE						

STONE

Index

CONCRETE

- BLEND
- GHOST
- LAB325
- CROSSROAD CHALK
- DOWNTOWN
- DOCKS

SOLID COLOURS

- CHROME

METAL

- INTERNO 9 WIDE
- INTERNO 9

STONE

- ATLANTIS
- NATIVE
- ALPES WIDE
- ALPES RAW
- MONOLITH

UNIKA

- RE-WORK
- FOSSIL

MARBLE

- SENSI SIGNORIA
- SENSI GEMS
- SENSI UP
- SENSI
- GRACE

WOOD

- ECO CHIC
- NEST
- CROSSROAD WOOD
- DOLPHIN
- SOLERAS

RUSTIC

- PETRAIA

OUT.20

- BLEND / LAB325 / GENT
- ATLANTIS / GHOST
- NATIVE / UNIKA / RE-WORK
- DOLPHIN / SOLERAS / ECO CHIC

OUT.30

- LAB325 / TRENTO

DECOR

- WIDE&STYLE MINI
- PLAY
- CROSSROAD BRICK

WALL

- DO UP
- DO UP TOUCH

SOLUTIONS


- LEVEL
- FACTORY

HARDKOLL

- COLLANTI E SIGILLANTI

TECH

- INFORMAZIONI TECNICHE



UNIKA

CREAM

9 mm			
60x120	nat rett.	UKR3405A	F 54,50
60x120	antique rett.	UKL3405A	F 66,50
30x120	nat rett.	UKR57050	F 54,50
60x60	nat	UKN01050	F 39,50
60x60	nat rett.	UKR01050	F 45,90
60x60	antique rett.	UKL01050	F 59,50
30x60	nat rett.	UKR03050	F 42,50



ECRU

9 mm			
60x120	nat rett.	UKR3410A	F 54,50
60x120	antique rett.	UKL3410A	F 66,50
30x120	nat rett.	UKR57100	F 54,50
60x60	nat	UKN01100	F 39,50
60x60	nat rett.	UKR01100	F 45,90
60x60	antique rett.	UKL01100	F 59,50
30x60	nat rett.	UKR03100	F 42,50



UNIKA

BRONZE

9 mm			
60x120	nat rett.	UKR3430A	F 54,50
60x120	antique rett.	UKL3430A	F 66,50
30x120	nat rett.	UKR57300	F 54,50
60x60	nat	UKN01300	F 39,50
60x60	nat rett.	UKR01300	F 45,90
60x60	antique rett.	UKL01300	F 59,50
30x60	nat rett.	UKR03300	F 42,50



GREY

9 mm			
60x120	nat rett.	UKR3415A	F 54,50
60x120	antique rett.	UKL3415A	F 66,50
30x120	nat rett.	UKR57150	F 54,50
60x60	nat	UKN01150	F 39,50
60x60	nat rett.	UKR01150	F 45,90
60x60	antique rett.	UKL01150	F 59,50
30x60	nat rett.	UKR03150	F 42,50



STONE

Index

CONCRETE

BLEND
GHOST
LAB325
CROSSROAD CHALK
DOWNTOWN
DOCKS

SOLID COLOURS

CHROME

METAL

INTERNO 9 WIDE
INTERNO 9

STONE

ATLANTIS
NATIVE
ALPES WIDE
ALPES RAW
MONOLITH

UNIKA

RE-WORK
FOSSIL

MARBLE

SENSI SIGNORIA
SENSI GEMS
SENSI UP
SENSI
GRACE

WOOD

ECO CHIC
NEST
CROSSROAD WOOD
DOLPHIN
SOLERAS

RUSTIC

PETRAIA

OUT.20

BLEND / LAB325 / GENT
ATLANTIS / GHOST
NATIVE / UNIKA / RE-WORK
DOLPHIN / SOLERAS / ECO CHIC

OUT.30

LAB325 / TRENTO

DECOR

WIDE&STYLE MINI
PLAY
CROSSROAD BRICK

WALL

DO UP
DO UP TOUCH

SOLUTIONS

LEVEL
FACTORY

HARDKOLL

COLLANTI E SIGILLANTI

TECH

INFORMAZIONI TECNICHE

UNIKA

SMOKE

9 mm			
60x120	nat rett.	UKR3420A	F 54,50
60x120	antique rett.	UKL3420A	F 66,50
30x120	nat rett.	UKR57200	F 54,50
60x60	nat	UKN01200	F 39,50
60x60	nat rett.	UKR01200	F 45,90
60x60	antique rett.	UKL01200	F 59,50
30x60	nat rett.	UKR03200	F 42,50



UNIKA

GAME GREY

9 mm			
* 60x60	nat rett.	UKR01450	F 67,90

(UNIKA GREY + DOLPHIN GREY)



GAME ECRU

9 mm			
* 60x60	nat rett.	UKR01400	F 67,90

(UNIKA ECRU + DOLPHIN CLAY)



* Articolo composto da pattern grafici diversi e miscelati in modo casuale in fase di inscatolamento. Non si garantisce pertanto la presenza costante di tutti i soggetti all'interno delle confezioni. This article comes in several different versions that are mixed randomly at the time of packaging. There is therefore no guarantee that all patterns will be present in any individual box.

STONE

Index

CONCRETE

BLEND
GHOST
LAB325
CROSSROAD CHALK
DOWNTOWN
DOCKS

SOLID COLOURS

CHROME

METAL

INTERNO 9 WIDE
INTERNO 9

STONE

ATLANTIS
NATIVE
ALPES WIDE
ALPES RAW
MONOLITH

UNIKA

RE-WORK
FOSSIL

MARBLE

SENSI SIGNORIA
SENSI GEMS
SENSI UP
SENSI
GRACE

WOOD

ECO CHIC
NEST
CROSSROAD WOOD
DOLPHIN
SOLERAS

RUSTIC

PETRAIA

OUT.20

BLEND / LAB325 / GENT
ATLANTIS / GHOST
NATIVE / UNIKA / RE-WORK
DOLPHIN / SOLERAS / ECO CHIC

OUT.30

LAB325 / TRENTO

DECOR

WIDE&STYLE MINI
PLAY
CROSSROAD BRICK

WALL

DO UP
DO UP TOUCH

SOLUTIONS

LEVEL
FACTORY

HARDKOLL

COLLANTI E SIGILLANTI

TECH

INFORMAZIONI TECNICHE

FREEDOM

9 mm			
60x60	nat. rett.	UKR01350	F 67,90

Articolo composto da pattern grafici diversi che non prevedono agganci tra loro e miscelati in modo casuale in fase di inscatolamento. Non si garantisce pertanto la presenza costante di tutti i soggetti all'interno delle confezioni. This article comes in several different versions with unconnected patterns that are mixed randomly at the time of packaging. There is therefore no guarantee that all patterns will be present in any individual box.



MATITE ALLUMINIO - ALUMINIUM STRIPS

Articoli realizzati in alluminio anodizzato per l'uso a parete, adatti a raccordare piastrelle di diverso spessore (9/7/6 mm). Avvertenze per la posa e la pulizia a pag. 318 Anodized Aluminium strips for use between wall tiles of different thicknesses (9/7/6 mm). Instructions for installation and cleaning page. 318

		MATITA ALLUM. WHITE 0000087 PZ 27,90
		MATITA ALLUM. TERRACOTTA 0008530 PZ 27,90
		MATITA ALLUM. BLU 0008532 PZ 27,90
		MATITA ALLUM. VERDE 0008531 PZ 27,90
		MATITA ALLUM. ARDESIA 0008533 PZ 27,90
		MATITA ALLUM. BLACK 0000088 PZ 27,90
		MATITA ALLUM. ORO 0008535 PZ 27,90
		MATITA ALLUM. RAME SCURO 0008534 PZ 27,90
		MATITA ALLUM. RAME 000557 PZ 34,90
		MATITA ALLUM. RAME 000556 PZ 34,90

DECORI DA RIVESTIMENTO - WALL DECORS 9 mm

		10x60 UKR01161 rett. PZ 34,90 (Metalli Preziosi - Precious metals)
		10x10 UKR01162 rett. PZ 14,90 (Metalli Preziosi - Precious metals)
		1,5x30 R1R03207 FASCIA VETRO PLATINO PZ 22,90
		1,5x30 R1R03157 FASCIA VETRO BRONZO PZ 22,90
		1,5x30 R1R03106 FASCIA VETRO ORO PZ 22,90 (Vetro e metalli preziosi - Glass and precious metals)

* Art. realizzati con materiali naturali; vedi indicazioni per posa e pulizia a pag. 318 dell' area tecnica. Items produced with natural materials; check the technical area at page 318.
** Metalli preziosi. Si consiglia di pulire la superficie senza utilizzare prodotti contenenti sostanze abrasive per non alterare la brillantezza del metallo prezioso. Precious metal. Do not use products containing abrasive substances to clean the decorative element so as not to affect the shine of the precious metal.

OUTDOOR R11 9 mm

		60x60 UKR01600 UNIKA ECRU bocc. rett. F 47,50
		20x40 UKN18100 UNIKA ECRU bocc. nat. F 28,90
		20x20 UKN22100 UNIKA ECRU bocc. nat. F 28,90
		60x60 UKR01650 UNIKA GREY bocc. rett. F 47,50
		20x40 UKN18150 UNIKA GREY bocc. nat. F 28,90
		20x20 UKN22150 UNIKA GREY bocc. nat. F 28,90

OUT.20 R11 20 mm

		40x80 UKN51100 UNIKA ECRU bocc. nat. F 77,90
		40x80 UKN51150 UNIKA GREY bocc. nat. F 77,90

Per la serie completa vedi pag. 253 For the complete collection see page 253

		5x30 R9R03053 FASCIA ESSENZE MIX PZ 21,90 (Legno - Wood)
		4x30 RER09054 FASCIA ARDESIA BRONZO PZ 20,90
		4x30 RER09204 FASCIA ARDESIA GRIGIO PZ 20,90 (Pietra naturale - Natural stone)

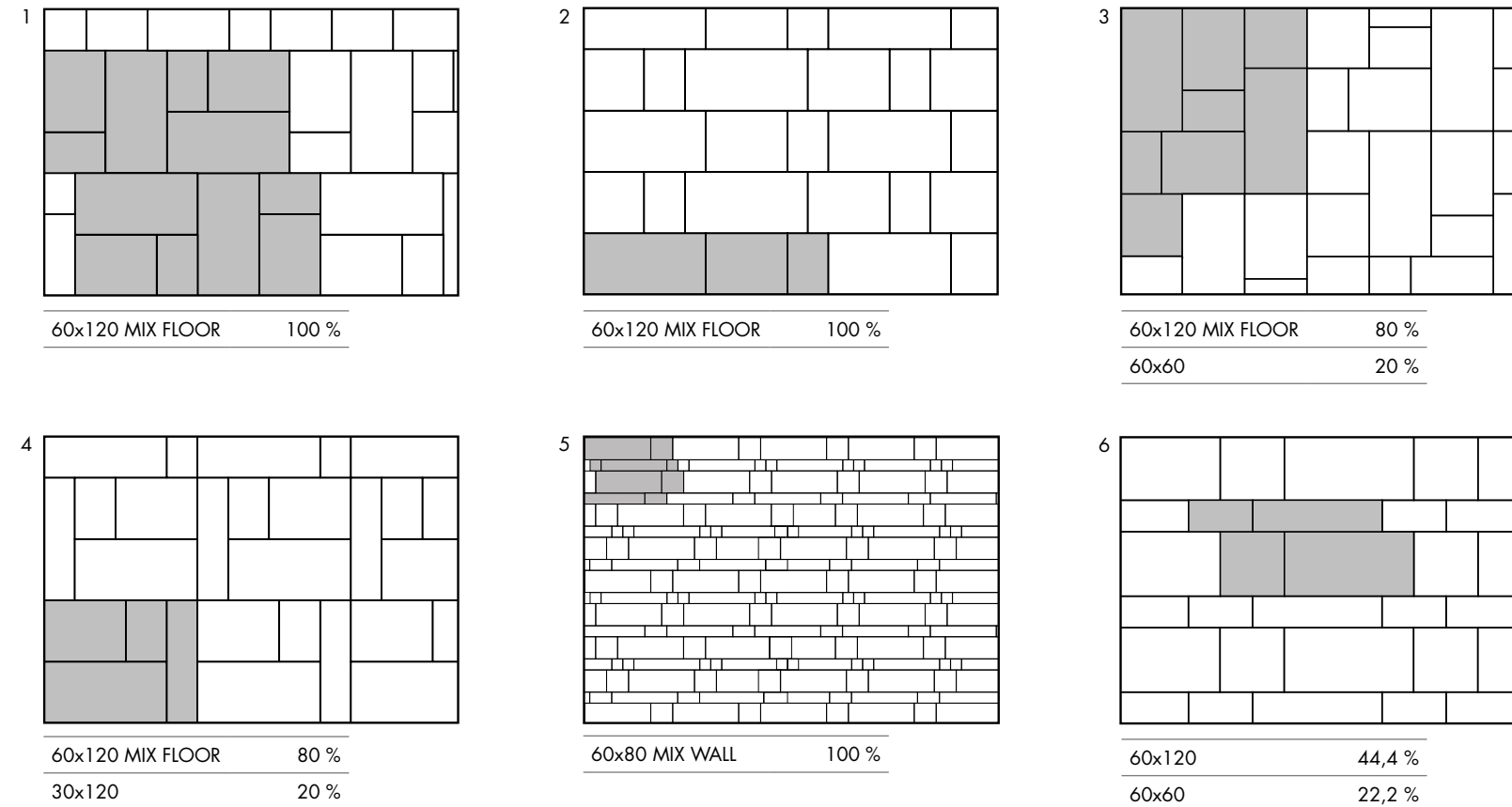
Index

CONCRETE	BLEND GHOST LAB325 CROSSROAD CHALK DOWNTOWN DOCKS
SOLID COLOURS	CHROME
METAL	INTERNO 9 WIDE INTERNO 9
STONE	ATLANTIS NATIVE ALPES WIDE ALPES RAW MONOLITH UNIKA RE-WORK FOSSIL
MARBLE	SENSI SIGNORIA SENSI GEMS SENSI UP SENSI GRACE
WOOD	ECO CHIC NEST CROSSROAD WOOD DOLPHIN SOLERAS
RUSTIC	PETRAIA
OUT.20	BLEND / LAB325 / GENT ATLANTIS / GHOST NATIVE / UNIKA / RE-WORK DOLPHIN / SOLERAS / ECO CHIC
OUT.30	LAB325 / TRENTO
DECOR	WIDE&STYLE MINI PLAY CROSSROAD BRICK
WALL	DO UP DO UP TOUCH
SOLUTIONS	LEVEL FACTORY
HARDKOLL	COLLANTI E SIGILLANTI
TECH	INFORMAZIONI TECNICHE

DECORI / DECORATIVE 9 mm	CREAM	ECRU	BRONZE	GREY	SMOKE
MOS. OPUS MINI rett. 30x30 F 252,90 4	UKR09052	UKR09102	UKR09302	UKR09152	UKR09202
MOS. QUADRETTI rett. 30x30 F 101,90 4	UKR09051	UKR09101	UKR09301	UKR09151	UKR09201
MIX FLOOR 60x120 F 84,90 2 Pcs box: 60x120 1 60x80 1 60x40 1	UKR3406A	UKR3411A	UKR3431A	UKR3416A	UKR3421A
MIX WALL 60x80 F 84,90 2 Pcs box: 20x60 4 20x20 4 10x60 4 10x20 2 10x10 4	UKR20050	UKR20100	UKR20300	UKR20150	UKR20200

PEZZI SPECIALI / SPECIAL TRIMS 9 mm	CREAM	ECRU	BRONZE	GREY	SMOKE
BATTISCOPA rett. 5,5x60 PZ 7,90 10	UKR01052	UKR01102	UKR01302	UKR01152	UKR01202
GRADONE TOP rett. 32x120x4,5x2 PZ 172,90 1	UKR34052	UKR34102	UKR34302	UKR34152	UKR34202
ANGOLARE TOP SX 32x120x4,5x2 PZ 198,90 1	UKR34054	UKR34104	UKR34304	UKR34154	UKR34204
ANGOLARE TOP DX 32x120x4,5x2 PZ 198,90 1	UKR34055	UKR34105	UKR34305	UKR34155	UKR34205
ELEMENTO L MONOL. 15x30x3,5 bocciaardato PZ 14,90 R11 8	-	UKN18101	-	UKN18151	-

SCHEMI DI POSA / INSTALLATION PATTERNS



CONCRETE

- BLEND
- GHOST
- LAB325
- CROSSROAD CHALK
- DOWNTOWN
- DOCKS

SOLID COLOURS

- CHROME

METAL

- INTERNO 9 WIDE
- INTERNO 9

STONE

- ATLANTIS
- NATIVE
- ALPES WIDE
- ALPES RAW
- MONOLITH

UNIKA

- RE-WORK
- FOSSIL

MARBLE

- SENSI SIGNORIA
- SENSI GEMS
- SENSI UP
- SENSI GRACE

WOOD

- ECO CHIC
- NEST
- CROSSROAD WOOD
- DOLPHIN
- SOLERAS

RUSTIC

- PETRAIA

OUT.20

- BLEND / LAB325 / GENT
- ATLANTIS / GHOST
- NATIVE / UNIKA / RE-WORK
- DOLPHIN / SOLERAS / ECO CHIC

OUT.30

- LAB325 / TRENTO

DECOR

- WIDE&STYLE MINI PLAY
- CROSSROAD BRICK

WALL

- DO UP
- DO UP TOUCH

SOLUTIONS

- LEVEL
- FACTORY

HARDKOLL

- COLLANTI E SIGILLANTI

TECH

- INFORMAZIONI TECNICHE

GRES PORCELLANATO A MASSA COLORATA FULL BODY COLORED PORCELAIN

Classificazione secondo norme UNI EN 14411 (ISO 13006) Allegato G-Gruppo Bla GL
Classification in accordance with UNI EN 14411 (ISO 13006) Annex G-Group Bla GL



PROPRIETÀ FISICO-CHIMICHE PHYSICAL-CHEMICAL PROPERTIES	NORMA NORM	VALORE PRESCRITTO DALLE NORME VALUE PRESCRIBED FROM THE NORMS	VAL. / VALUE UNIKA NAT.	VAL. / VALUE UNIKA BOCC. / OUT. 20
RESISTENZA ALLO SCIVOLAMENTO SLIP RESISTANCE	B.C.R.A. C.A.	$\mu > 0,19$ SCIVOLosità PERICOLOSA - DANGEROUSLY SLIPPERY $0,20 < \mu < 0,39$ SCIVOLosità ECCESSIVA - EXCESSIVELY SLIPPERY $0,40 < \mu < 0,74$ ATRITO SODDISFACENTE - SATISFACTORY GRIP $\mu > 0,75$ ATRITO ECCELLENTE - EXCELLENT GRIP	> 0,40	> 0,40
	B.C.R.A. G.B.		> 0,40	> 0,40
	ASTM C 1028 (S.C.O.F.)	SLIP RESISTANT (> 0,60)	> 0,60 DRY	> 0,60 DRY
	DIN 51130	IN FUNZIONE DELL'AMBIENTE O DELLA ZONA DI LAVORO BASING ON THE ENVIRONMENT OR THE WORKING AREA	> 0,60 WET	> 0,60 WET
	DIN 51097	-	R10	R11
ANSI A 137-1:2012 [D.C.O.F.]	-	A+B	A+B+C	
		$\geq 0,42$	> 0,42	> 0,42

RE-WORK

GRES PORCELLANATO A MASSA COLORATA FULL BODY COLORED PORCELAIN	
9 mm	20 mm
40x80 nat.	40x80 R11
60x60 nat. / pat.	
20x40 R11	
20x20 R11	
	
MULTI FOG	MULTI BEIGE

RE-WORK



MULTI FOG

9 mm			
40x80	nat rett.	RER51400	F 50,90
20x80	nat rett.	RER4940B	F 40,90
60x60	nat rett.	RER01400	F 45,90
60x60	patinato rett.	REL01400	F 59,50

MULTI BEIGE

9 mm			
40x80	nat rett.	RER51350	F 50,90
20x80	nat rett.	RER4935B	F 40,90
60x60	nat rett.	RER01350	F 45,90
60x60	patinato rett.	REL01350	F 59,50

STONE



Index

CONCRETE

BLEND
GHOST
LAB325
CROSSROAD CHALK
DOWNTOWN
DOCKS

SOLID COLOURS

CHROME

METAL

INTERNO 9 WIDE
INTERNO 9

STONE

ATLANTIS
NATIVE
ALPES WIDE
ALPES RAW
MONOLITH
UNIKA

RE-WORK

FOSSIL

MARBLE

SENSI SIGNORIA
SENSI GEMS
SENSI UP
SENSI
GRACE

WOOD

ECO CHIC
NEST
CROSSROAD WOOD
DOLPHIN
SOLERAS

RUSTIC

PETRAIA

OUT.20

BLEND / LAB325 / GENT
ATLANTIS / GHOST
NATIVE / UNIKA / RE-WORK
DOLPHIN / SOLERAS / ECO CHIC

OUT.30

LAB325 / TRENTO

DECOR

WIDE&STYLE MINI
PLAY
CROSSROAD BRICK

WALL

DO UP
DO UP TOUCH

SOLUTIONS

LEVEL
FACTORY

HARDKOLL

COLLANTI E SIGILLANTI


TECH

INFORMAZIONI TECNICHE

RE-WORK


DECORI DA RIVESTIMENTO - WALL DECORS


4x30  4
 • FASCIA ARDESIA BRONZO
RER09054 rett. PZ 20,90
 (Pietra naturale - Natural stone)

4x30  4
 • FASCIA ARDESIA GRIGIO
RER09204 rett. PZ 20,90
 (Pietra naturale - Natural stone)


1,5x30  4
 FASCIA VETRO BRONZO
R1R03157 PZ 22,90
 (Vetro e metalli preziosi - Glass and precious metals)


1,5x30  4
 FASCIA VETRO PLATINO
R1R03207 PZ 22,90
 (Vetro e metalli preziosi - Glass and precious metals)

1,5x30  4
 FASCIA VETRO ORO
R1R03106 PZ 22,90
 (Vetro e metalli preziosi - Glass and precious metals)

1,5x60  4
 MATITA METAL (alluminio - aluminium)
DWR01001 PZ 15,90


5x40  4
 • LISTELLO WOOD
DKR51055 rett. PZ 19,90

5x30  4
 • FASCIA ESSENZE MIX
I9R03053 PZ 21,90
 (Legno - wood)


1,5x80  3
 MATITA METAL (alluminio - aluminium)
DKR51051 PZ 19,90


Antico legno alpino recuperato da costruzioni dismesse e trattato per l'utilizzo in parete e a pavimento.
 Ogni pezzo è unico e irripetibile.
 Antique alpin wood, recovered from discontinued buildings and treated for floor and wall use.
 Every single piece turns out to be different and unique.


* Art. realizzati con materiali naturali: vedi indicazioni per posa e pulizia a pag. 318 dell' area tecnica.
 * Items produced with natural materials: check the technical area at page 318.

2x80  3
 LISTELLO FOGLIA ARGENTO (Vetro - Glass)
FSR51210 PZ 39,90

OUTDOOR R11 9 mm


20x40  15
 RE-WORK MULTI FOG
REN18400 nat. F 28,90


20x40  15
 RE-WORK MULTI BEIGE
REN18350 nat. F 28,90

20x20  30
 RE-WORK MULTI FOG
REN22400 nat. F 28,90

20x20  30
 RE-WORK MULTI BEIGE
REN22350 nat. F 28,90

OUT.20 R11 20 mm





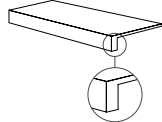

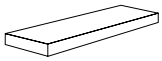

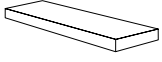



40x80  2
 RE-WORK MULTI FOG 20
REN51400 nat. F 77,90

40x80  2
 RE-WORK MULTI BEIGE 20
REN51350 nat. F 77,90

Per la serie completa vedi pag. 253
 For the complete collection see page 253

RE-WORK

STONE

DECORI / DECORATIVE 9 mm	MULTI FOG	MULTI BEIGE
 BORDI IRREGOLARI - IRREGULAR EDGES T484	MOS. OPUS MINI rett. 30x30 F 252,90  4	
	RER09403	RER09353
PEZZI SPECIALI / SPECIAL TRIMS 9 mm	MULTI FOG	MULTI BEIGE
 BATTISCOPA rett. 6,5x60 PZ 7,90  10	RER01401	RER01351
 GRADONE TOP rett. 33x60x4,5x2 PZ 79,90  2	RER03404	RER03354
 ANGOLARE TOP SX 33x60x4,5x2 PZ 108,90  1	RER03406	RER03356
 ANGOLARE TOP DX 33x60x4,5x2 PZ 108,90  1	RER03405	RER03355
 ELEMENTO L MONOL. 15x30x3,5 PZ 14,90 R11  8	REN18401	REN18351

GRES PORCELLANATO A MASSA COLORATA FULL BODY COLORED PORCELAIN

Classificazione secondo norme UNI EN 14411 (ISO 13006) Allegato G-Gruppo Bla GL
 Classification in accordance with UNI EN 14411 (ISO 13006) Annex G-Group Bla GL



PROPRIETÀ FISICO-CHIMICHE PHYSICAL-CHEMICAL PROPERTIES	NORMA NORM	VALORE PRESCRITTO DALLE NORME VALUE PRESCRIBED FROM THE NORMS	VAL. / VALUE RE-WORK NAT.	VAL. / VALUE RE-WORK OUTDOOR / OUT.20
RESISTENZA ALLO SCIVOLAMENTO SLIP RESISTANCE	B.C.R.A. C.A.	μ 0,19 SCIVOLOSITÀ PERICOLOSA - DANGEROUSLY SLIPPERY 0,20 < μ < 0,39 SCIVOLOSITÀ ECCESSIVA - EXCESSIVELY SLIPPERY 0,40 < μ < 0,74 ATRITO SODDISFACENTE - SATISFACTORY GRIP μ 0,75 ATRITO ECCELLENTE - EXCELLENT GRIP	> 0,40	> 0,40
	B.C.R.A. G.B.		> 0,40	> 0,40
	ASTM C 1028 (S.C.O.F.)	SLIP RESISTANT (> 0,60)	> 0,60 DRY	> 0,60 DRY
	DIN 51130	IN FUNZIONE DELL'AMBIENTE O DELLA ZONA DI LAVORO BASING ON THE ENVIRONMENT OR THE WORKING AREA	> 0,60 WET	> 0,60 WET
	DIN 51097	-	R10	R11
ANSI A 137-1:2012 [D.C.O.F.]	-	A+B	A+B+C	
		\geq 0,42	> 0,42	> 0,42

Index

CONCRETE

BLEND
 GHOST
 LAB325
 CROSSROAD CHALK
 DOWNTOWN
 DOCKS

SOLID COLOURS

CHROME

METAL

INTERNO 9 WIDE
 INTERNO 9

STONE

ATLANTIS
 NATIVE
 ALPES WIDE
 ALPES RAW
 MONOLITH
 UNIKA

RE-WORK

FOSSIL

MARBLE

SENSI SIGNORIA
 SENSI GEMS
 SENSI UP
 SENSI
 GRACE

WOOD

ECO CHIC
 NEST
 CROSSROAD WOOD
 DOLPHIN
 SOLERAS

RUSTIC

PETRAIA

OUT.20

BLEND / LAB325 / GENT
 ATLANTIS / GHOST
 NATIVE / UNIKA / RE-WORK
 DOLPHIN / SOLERAS / ECO CHIC

OUT.30

LAB325 / TRENTO

DECOR

WIDE&STYLE MINI
 PLAY
 CROSSROAD BRICK

WALL

DO UP
 DO UP TOUCH

SOLUTIONS

LEVEL
 FACTORY



HARDKOLL

COLLANTI E SIGILLANTI

TECH

INFORMAZIONI TECNICHE

FOSSIL

GRES PORCELLANATO / PORCELAIN TILES	
9 mm	
50x50	nat.
30x60	nat.
	STONE CREAM
	STONE BEIGE
	STONE BROWN
	STONE BLUE
	STONE LIGHT GREY

STONE

Index

CONCRETE

BLEND
GHOST
LAB325
CROSSROAD CHALK
DOWNTOWN
DOCKS

SOLID COLOURS

CHROME

METAL

INTERNO 9 WIDE
INTERNO 9

STONE

ATLANTIS
NATIVE
ALPES WIDE
ALPES RAW
MONOLITH
UNIKA
RE-WORK

FOSSIL

MARBLE

SENSI SIGNORIA
SENSI GEMS
SENSI UP
SENSI
GRACE

WOOD

ECO CHIC
NEST
CROSSROAD WOOD
DOLPHIN
SOLERAS

RUSTIC

PETRAIA

OUT.20

BLEND / LAB325 / GENT
ATLANTIS / GHOST
NATIVE / UNIKA / RE-WORK
DOLPHIN / SOLERAS / ECO CHIC

OUT.30

LAB325 / TRENTO

DECOR

WIDE&STYLE MINI
PLAY
CROSSROAD BRICK

WALL

DO UP
DO UP TOUCH

SOLUTIONS

LEVEL
FACTORY

HARDKOLL

COLLANTI E SIGILLANTI

TECH

INFORMAZIONI TECNICHE



FOSSIL

STONE CREAM

9 mm

50x50	nat	FSN24050	F 42,50
30x60	nat	FSN03050	F 35,90



STONE BEIGE

9 mm

50x50	nat	FSN24100	F 42,50
30x60	nat	FSN03100	F 35,90



FOSSIL

STONE BROWN

9 mm


50x50	nat	FSN24150	F 42,50
30x60	nat	FSN03150	F 35,90



STONE BLUE

9 mm

50x50	nat	FSN24250	F 42,50
30x60	nat	FSN03250	F 35,90



STONE

Index

CONCRETE

BLEND
GHOST
LAB325
CROSSROAD CHALK
DOWNTOWN
DOCKS

SOLID COLOURS

CHROME

METAL

INTERNO 9 WIDE
INTERNO 9

STONE

ATLANTIS
NATIVE
ALPES WIDE
ALPES RAW
MONOLITH
UNIKA
RE-WORK

FOSSIL

MARBLE

SENSI SIGNORIA
SENSI GEMS
SENSI UP
SENSI
GRACE

WOOD

ECO CHIC
NEST
CROSSROAD WOOD
DOLPHIN
SOLERAS

RUSTIC

PETRAIA

OUT.20

BLEND / LAB325 / GENT
ATLANTIS / GHOST
NATIVE / UNIKA / RE-WORK
DOLPHIN / SOLERAS / ECO CHIC

OUT.30

LAB325 / TRENTO

DECOR

WIDE&STYLE MINI
PLAY
CROSSROAD BRICK

WALL

DO UP
DO UP TOUCH

SOLUTIONS

LEVEL
FACTORY

HARDKOLL

COLLANTI E SIGILLANTI

TECH

INFORMAZIONI TECNICHE

STONE LIGHT GREY

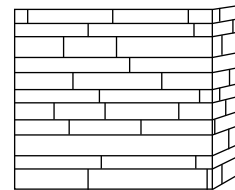
9 mm			
50x50	nat	FSN24200	F 42,50
30x60	nat	FSN03200	F 35,90



COORDINATI DA RIVESTIMENTO / WALL COORDINATED DECORS 9 mm



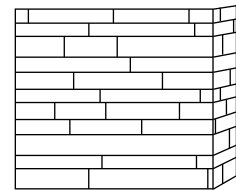
30x60 \varnothing 6
BLEND FOSSIL MIX CREAM
FSN03500 nat. F 35,90




33x30x12,5 \varnothing 2
ANG. INC. BLEND FOSSIL MIX GREY
FSN03501A nat. PZ 32,90




30x60 \varnothing 6
BLEND FOSSIL MIX GREY
FSN03550 nat. F 35,90



33x30x12,5 \varnothing 2
ANG. INC. BLEND FOSSIL MIX GREY
FSN03551A nat. PZ 32,90




30x30 \varnothing 6
MOS. QUADRETTI FOSSIL MIX CRE/BE/BR.
FSN03061 F 101,90



30x30 \varnothing 6
MOS. QUADRETTI FOSSIL MIX L. GREY/BLUE
FSN03211 F 101,90



30x30 \varnothing 4
MOS. MINI FOSSIL MIX CRE/BE/BR.
FSN03066 PZ 26,90



30x30 \varnothing 4
MOS. MINI FOSSIL MIX LIGHT GREY/BLUE
FSN03216 PZ 26,90

DECORI DA RIVESTIMENTO - WALL DECORS



5x33,3 \varnothing 4
FASCIA ARS HOT
FSN03064 PZ 33,90
(Marmo e metalli preziosi - Marble and precious metals)



5x33,3 \varnothing 4
FASCIA ARS COLD
FSN03214 PZ 33,90
(Marmo e metalli preziosi - Marble and precious metals)



1,5x30 \varnothing 4
FASCIA VETRO BRONZO
R1R03157 PZ 22,90
(Vetro e metalli preziosi - Glass and precious metals)



1,5x30 \varnothing 4
FASCIA VETRO PLATINO
R1R03207 PZ 22,90
(Vetro e metalli preziosi - Glass and precious metals)



1,5x30 \varnothing 4
FASCIA VETRO ORO
R1R03106 PZ 22,90
(Vetro e metalli preziosi - Glass and precious metals)

1,5x60 \varnothing 4
MATITA METAL (alluminio - aluminium)
DWR01001 PZ 15,90



DECORI / DECORATIVE 9 mm	CREAM	BEIGE	BROWN	BLUE	LIGHT GREY
MOS. QUADRETTI nat. 30x30 F 101,90 \varnothing 4	FSN03060	FSN03110	FSN03160	FSN03260	FSN03210
MOS. MURETTO nat. 30x30 F 106,90 \varnothing 6	FSN03065	FSN03115	FSN03165	FSN03265	FSN03215

PEZZI SPECIALI / SPECIAL TRIMS 9 mm	CREAM	BEIGE	BROWN	BLUE	LIGHT GREY
BATTISCOPIA nat. 8x50 PZ 5,90 \varnothing 12	FSN24051	FSN24101	FSN24151	FSN24251	FSN24201

GRES PORCELLANATO PORCELAIN TILES

Classificazione secondo norme UNI EN 14411 (ISO 13006) Allegato G-Gruppo Bla GL
Classification in accordance with UNI EN 14411 (ISO 13006) Annex G-Group Bla GL



PROPRIETÀ FISICO-CHIMICHE PHYSICAL-CHEMICAL PROPERTIES	NORMA NORM	VALORE PRESCRITTO DALLE NORME VALUE PRESCRIBED FROM THE NORMS	VAL. / VALUE FOSSIL NAT.
	B.C.R.A. C.A.	μ 0,19 SCIVOLOSITÀ PERICOLOSA - DANGEROUSLY SLIPPERY 0,20 < μ < 0,39 SCIVOLOSITÀ ECCESSIVA - EXCESSIVELY SLIPPERY 0,40 < μ < 0,74 ATRITO SODDISFACENTE - SATISFACTORY GRIP μ 0,75 ATRITO ECCELLENTE - EXCELLENT GRIP	> 0,40
	B.C.R.A. G.B.		> 0,40
RESISTENZA ALLO SCIVOLAMENTO SLIP RESISTANCE	ASTM C 1028 (S.C.O.F.)	SLIP RESISTANT (> 0,60)	> 0,60 DRY > 0,60 WET
	DIN 51130	IN FUNZIONE DELL'AMBIENTE O DELLA ZONA DI LAVORO BASING ON THE ENVIRONMENT OR THE WORKING AREA	R10
	DIN 51097	-	A
	ANSI A 137-1:2012 (D.C.O.F.)	\geq 0,42	> 0,42

CONCRETE

- BLEND
- GHOST
- LAB325
- CROSSROAD CHALK
- DOWNTOWN
- DOCKS

SOLID COLOURS

- CHROME

METAL

- INTERNO 9 WIDE
- INTERNO 9

STONE

- ATLANTIS
- NATIVE
- ALPES WIDE
- ALPES RAW
- MONOLITH
- UNIKA
- RE-WORK

FOSSIL

MARBLE

- SENSI SIGNORIA
- SENSI GEMS
- SENSI UP
- SENSI GRACE

WOOD

- ECO CHIC
- NEST
- CROSSROAD WOOD
- DOLPHIN
- SOLERAS

RUSTIC

- PETRAIA

OUT.20

- BLEND / LAB325 / GENT
- ATLANTIS / GHOST
- NATIVE / UNIKA / RE-WORK
- DOLPHIN / SOLERAS / ECO CHIC

OUT.30

- LAB325 / TRENTO

DECOR

- WIDE&STYLE MINI PLAY
- CROSSROAD BRICK

WALL

- DO UP
- DO UP TOUCH

SOLUTIONS

- LEVEL
- FACTORY

HARDKOLL

- COLLANTI E SIGILLANTI

TECH

- INFORMAZIONI TECNICHE

SENSI SIGNORIA

GRES PORCELLANATO TUTTA MASSA FULL BODY PORCELAIN	
6 mm 120x280 soft / lux 40x120 lux	9 mm 120x120 nat. / lux 60x120 nat. / lux
 PORT GOLD	 CALACATTA VENA ORO
 ROMA IMPERIALE	 LABRADORITE
 GRIGIO SIENA	 LILAC GREY



MARBLE

Index

CONCRETE

BLEND
GHOST
LAB325
CROSSROAD CHALK
DOWNTOWN
DOCKS

SOLID COLOURS

CHROME

METAL

INTERNO 9 WIDE
INTERNO 9

STONE

ATLANTIS
NATIVE
ALPES WIDE
ALPES RAW
MONOLITH
UNIKA
RE-WORK
FOSSIL

MARBLE

SENSI SIGNORIA

SENSI GEMS
SENSI UP
SENSI
GRACE

WOOD

ECO CHIC
NEST
CROSSROAD WOOD
DOLPHIN
SOLERAS

RUSTIC

PETRAIA

OUT.20

BLEND / LAB325 / GENT
ATLANTIS / GHOST
NATIVE / UNIKA / RE-WORK
DOLPHIN / SOLERAS / ECO CHIC

OUT.30

LAB325 / TRENTO

DECOR

WIDE&STYLE MINI
PLAY
CROSSROAD BRICK

WALL

DO UP
DO UP TOUCH

SOLUTIONS

LEVEL
FACTORY

HARDKOLL

COLLANTI E SIGILLANTI

TECH

INFORMAZIONI TECNICHE



wall
SENSI SIGNORIA CALACATTA VENA ORO 120x280 lux. rett.
WIDE&STYLE ESOTICA 120x280

WASHBASIN AND TABLE
ABKSTONE PORT GOLD lux 12mm

floor
SENSI SIGNORIA PORT GOLD 60x120 lux. rett.



Index

CONCRETE

BLEND
GHOST
LAB325
CROSSROAD CHALK
DOWNTOWN
DOCKS

SOLID COLOURS

CHROME

METAL

INTERNO 9 WIDE
INTERNO 9

STONE

ATLANTIS
NATIVE
ALPES WIDE
ALPES RAW
MONOLITH
UNIKA
RE-WORK
FOSSIL

MARBLE

SENSI SIGNORIA

SENSI GEMS
SENSI UP
SENSI
GRACE

WOOD

ECO CHIC
NEST
CROSSROAD WOOD
DOLPHIN
SOLERAS

RUSTIC

PETRAIA

OUT.20

BLEND / LAB325 / GENT
ATLANTIS / GHOST
NATIVE / UNIKA / RE-WORK
DOLPHIN / SOLERAS / ECO CHIC

OUT.30

LAB325 / TRENTO

DECOR

WIDE&STYLE MINI
PLAY
CROSSROAD BRICK

WALL

DO UP
DO UP TOUCH

SOLUTIONS

LEVEL
FACTORY

HARDKOLL

COLLANTI E SIGILLANTI

TECH


INFORMAZIONI TECNICHE

PORT GOLD

6 mm			
120x280	soft rett.	0009159	F 109,90
120x280	lux rett.	0008841	F 130,90
40x120	lux rett.	0009102	F 106,90
9 mm			
120x120	nat rett.	0009168	F 74,50
120x120	lux rett.	0009114	F 98,90
60x120	nat rett.	0009171	F 56,90
60x120	lux rett.	0009120	F 75,90

ABKSTONE

163,5x323 soft	0009204	± 12 mm
163,5x323 lux	0009200	± 12 mm
163,5x323 lux	0009208	± 20 mm




CALACATTA VENA ORO

6 mm			
120x280	soft rett.	0009158	F 109,90
120x280	lux rett.	0008839	F 130,90
40x120	lux rett.	0009100	F 106,90
9 mm			
120x120	nat rett.	0009167	F 74,50
120x120	lux rett.	0009112	F 98,90
60x120	nat rett.	0009170	F 56,90
60x120	lux rett.	0009118	F 75,90



ROMA IMPERIALE

6 mm			
120x280	lux rett.	0008842	F 130,90
40x120	lux rett.	0009103	F 106,90
9 mm			
120x120	lux rett.	0009115	F 98,90
60x120	lux rett.	0009121	F 75,90




LABRADORITE

6 mm			
120x280	lux rett.	0008843	F 130,90
40x120	lux rett.	0009104	F 106,90
9 mm			
120x120	lux rett.	0009116	F 98,90
60x120	lux rett.	0009122	F 75,90

ABKSTONE

163,5x323 soft	0009203	± 12 mm
163,5x323 lux	0009199	± 12 mm



Index

CONCRETE

BLEND
GHOST
LAB325
CROSSROAD CHALK
DOWNTOWN
DOCKS

SOLID COLOURS

CHROME

METAL

INTERNO 9 WIDE
INTERNO 9

STONE

ATLANTIS
NATIVE
ALPES WIDE
ALPES RAW
MONOLITH
UNIKA
RE-WORK
FOSSIL

MARBLE

SENSI SIGNORIA

SENSI GEMS
SENSI UP
SENSI
GRACE

WOOD

ECO CHIC
NEST
CROSSROAD WOOD
DOLPHIN
SOLERAS

RUSTIC

PETRAIA

OUT.20

BLEND / LAB325 / GENT
ATLANTIS / GHOST
NATIVE / UNIKA / RE-WORK
DOLPHIN / SOLERAS / ECO CHIC

OUT.30

LAB325 / TRENTO

DECOR

WIDE&STYLE MINI
PLAY
CROSSROAD BRICK

WALL

DO UP
DO UP TOUCH

SOLUTIONS

LEVEL
FACTORY

HARDKOLL

COLLANTI E SIGILLANTI

TECH

INFORMAZIONI TECNICHE

SENSI SIGNORIA

GRIGIO SIENA

6 mm

120x280 lux rett. **0008840** F 130,90

40x120 lux rett. **0009101** F 106,90

9 mm

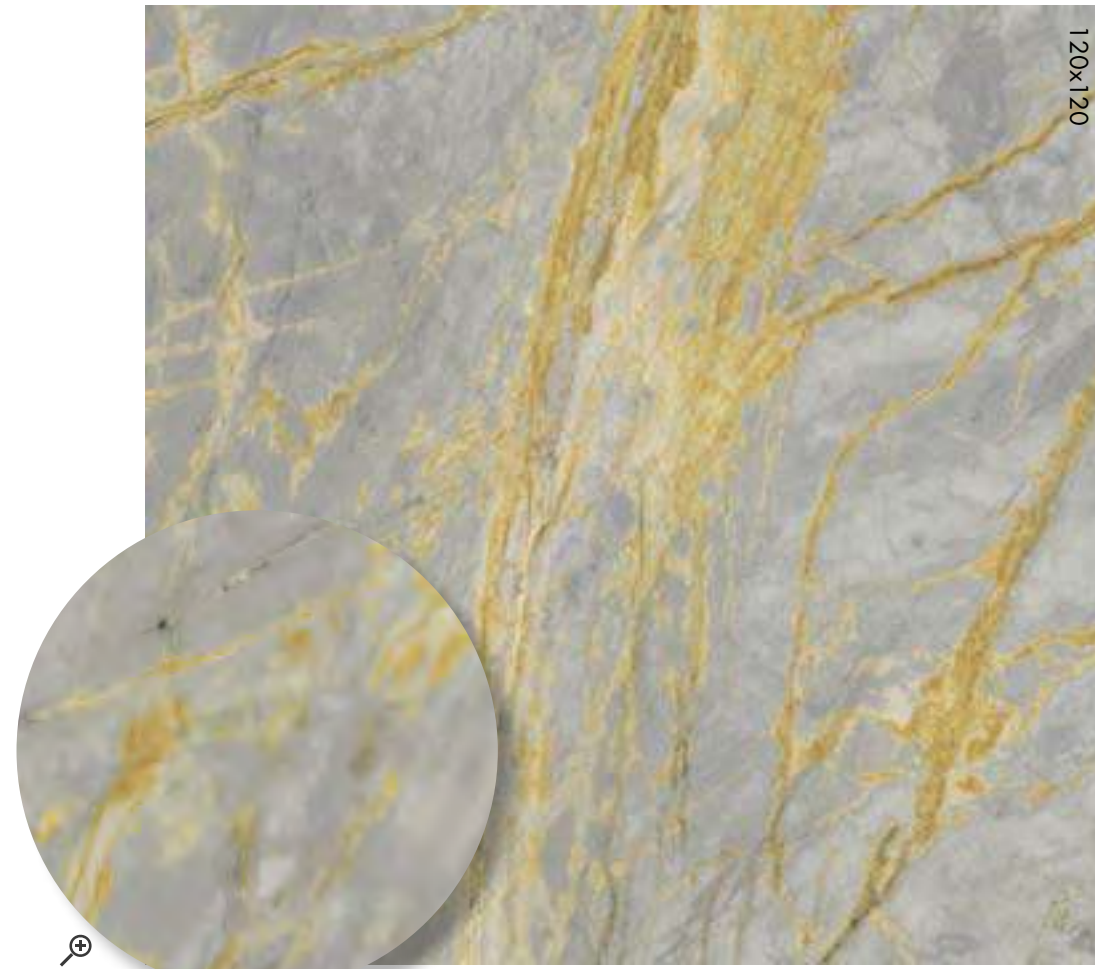
120x120 lux rett. **0009113** F 98,90

60x120 lux rett. **0009119** F 75,90

ABKSTONE

163,5x323 soft **0009202** \pm 12 mm

163,5x323 lux **0009198** \pm 12 mm



LILAC GREY

6 mm

120x280 soft rett. **0009157** F 109,90

120x280 lux rett. **0008838** F 130,90

40x120 lux rett. **0009099** F 106,90

9 mm

120x120 nat rett. **0009166** F 74,50

120x120 lux rett. **0009111** F 98,90

60x120 nat rett. **0009169** F 56,90


60x120 lux rett. **0009117** F 75,90

ABKSTONE

163,5x323 soft **0009201** \pm 12 mm

163,5x323 lux **0009197** \pm 12 mm

163,5x323 lux **0009207** \pm 20 mm



SENSI SIGNORIA

OPUS CALACATTA

9 mm

120x120 lux rett. **0009190** F 102,50

60x120 lux rett. **0009192** F 79,90

Articolo composto da pattern grafici diversi che non prevedono agganci tra loro e miscelati in modo casuale in fase di inscatolamento. Non si garantisce pertanto la presenza costante di tutti i soggetti all'interno delle confezioni. This article comes in several different versions with unconnected patterns that are mixed randomly at the time of packaging. There is therefore no guarantee that all patterns will be present in any individual box.



OPUS LILAC

9 mm

120x120 lux rett. **0009189** F 102,50

60x120 lux rett. **0009191** F 79,90

Articolo composto da pattern grafici diversi che non prevedono agganci tra loro e miscelati in modo casuale in fase di inscatolamento. Non si garantisce pertanto la presenza costante di tutti i soggetti all'interno delle confezioni. This article comes in several different versions with unconnected patterns that are mixed randomly at the time of packaging. There is therefore no guarantee that all patterns will be present in any individual box.



MARBLE

Index

CONCRETE

BLEND
GHOST
LAB325
CROSSROAD CHALK
DOWNTOWN
DOCKS

SOLID COLOURS

CHROME

METAL

INTERNO 9 WIDE
INTERNO 9

STONE

ATLANTIS
NATIVE
ALPES WIDE
ALPES RAW
MONOLITH
UNIKA
RE-WORK
FOSSIL

MARBLE

SENSI SIGNORIA

SENSI GEMS
SENSI UP
SENSI
GRACE

WOOD

ECO CHIC
NEST
CROSSROAD WOOD
DOLPHIN
SOLERAS

RUSTIC

PETRAIA

OUT.20

BLEND / LAB325 / GENT
ATLANTIS / GHOST
NATIVE / UNIKA / RE-WORK
DOLPHIN / SOLERAS / ECO CHIC

OUT.30

LAB325 / TRENTO

DECOR

WIDE&STYLE MINI
PLAY
CROSSROAD BRICK

WALL

DO UP
DO UP TOUCH

SOLUTIONS

LEVEL
FACTORY

HARDKOLL

COLLANTI E SIGILLANTI



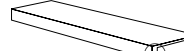





TECH

INFORMAZIONI TECNICHE

SENSI SIGNORIA

MARBLE

DECORI / DECORATIVE 9 mm	PORT GOLD	CALACATTA VENA ORO	ROMA IMPERIALE	LABRADORITE	GRIGIO SIENA	LILAC GREY
 <p>80,60 cm 59,60 cm MOS. VENTAGLIO lux rett. 28x60 F 279,90 ⊕ 4 (2 pz sx + 2 pz dx)</p>	0009151	0009148	0009152	0009153	0009150	0009147
 <p>MIX SIZES nat. rett. 30x60 F 77,90 ⊕ 6 Pcs box: 15x60 ⊕ 6 10x60 ⊕ 6 5x60 ⊕ 6</p>	0009186	0009185	-	-	-	0009184

PEZZI SPECIALI / SPECIAL TRIMS 9 mm	PORT GOLD	CALACATTA VENA ORO	ROMA IMPERIALE	LABRADORITE	GRIGIO SIENA	LILAC GREY
 <p>BATTISCOPA nat. rett. 5,5x120 PZ 10,90 ⊕ 6</p>	0009174	0009173	-	-	-	0009172
 <p>BATTISCOPA lux rett. 5,5x120 PZ 12,90 ⊕ 6</p>	0009126	0009124	0009127	0009128	0009125	0009123
 <p>GRADONE TOP nat. rett. 32x120x4,5x2 PZ 172,90 ⊕ 1</p>	0009177	0009176	-	-	-	0009175
 <p>GRADONE TOP lux rett. 32x120x4,5x2 PZ 182,90 ⊕ 1</p>	0009132	0009130	0009133	0009134	0009131	0009129
 <p>ANGOLARE TOP SX nat. rett. 32x120x4,5x2 PZ 198,90 ⊕ 1</p>	0009180	0009179	-	-	-	0009178
 <p>ANGOLARE TOP SX lux rett. 32x120x4,5x2 PZ 208,90 ⊕ 1</p>	0009138	0009136	0009139	0009140	0009137	0009135
 <p>ANGOLARE TOP DX nat. rett. 32x120x4,5x2 PZ 198,90 ⊕ 1</p>	0009183	0009182	-	-	-	0009181
 <p>ANGOLARE TOP DX lux rett. 32x120x4,5x2 PZ 208,90 ⊕ 1</p>	0009144	0009142	0009145	0009146	0009143	0009141

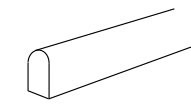
ENDLESS MATCH 6 mm	PORT GOLD	CALACATTA VENA ORO	GRIGIO SIENA	LILAC GREY
 <p>360x280 CP3 ENDLESS lux. rett. PZ 1719,90 (prezzo a cp / cp price)</p>	0009098	0009096	-	0009095
 <p>CP3 ENDLESS soft. rett. PZ 1439,90 (prezzo a cp / cp price)</p>	0009162	0009161	-	0009160
 <p>480x280 CP4 ENDLESS lux. rett. PZ 2469,90 (prezzo a cp / cp price)</p>	-	-	0009097	-

SENSI SIGNORIA

MARBLE

MATITE ALLUMINIO - ALUMINIUM STRIPS

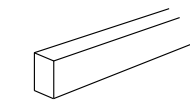
Articoli realizzati in alluminio anodizzato per l'uso a parete, adatti a raccordare piastrelle di diverso spessore (9/7/6 mm). Avvertenze per la posa e la pulizia a pag. 318
Anodized Aluminium strips for use between wall tiles of different thicknesses (9/7/6 mm). Instructions for installation and cleaning page. 318



MATITA ALLUMINIO 0,5x120 ⊕ 4
Parte superiore arrotondata / Rounded top.



Parte superiore arrotondata e colorata con resine acriliche.
Rounded top colored with acrylic resins.



MATITA ALLUMINIO 0,5x120 ⊕ 4
Parte superiore piatta colorata in bagno galvanico / Flat top colored in galvanic bath.



GRES PORCELLANATO TUTTA MASSA FULL BODY PORCELAIN

Classificazione secondo norme UNI EN 14411 (ISO 13006) Allegato G Gruppo B1a
Classification in accordance with UNI EN 14411 (ISO 13006) Annex G-Group B1a



PROPRIETÀ FISICO-CHIMICHE PHYSICAL-CHEMICAL PROPERTIES	NORMA NORM	VALORE PRESCRITTO DALLE NORME VALUE PRESCRIBED FROM THE NORMS	VAL. / VALUE SENSI SIGNORIA NAT.
	B.C.R.A. C.A.	μ 0,19 SCIVOLOSITÀ PERICOLOSA - DANGEROUSLY SLIPPERY 0,20 < μ < 0,39 SCIVOLOSITÀ ECCESSIVA - EXCESSIVELY SLIPPERY 0,40 < μ < 0,74 ATRITO SODDISFACENTE - SATISFACTORY GRIP μ 0,75 ATRITO ECCELLENTE - EXCELLENT GRIP	> 0,40
	B.C.R.A. G.B.		> 0,40
RESISTENZA ALLO SCIVOLAMENTO SLIP RESISTANCE	ASTM C 1028 (S.C.O.F.)	SLIP RESISTANT (> 0,60)	> 0,60 DRY > 0,60 WET
	DIN 51130	IN FUNZIONE DELL'AMBIENTE O DELLA ZONA DI LAVORO BASING ON THE ENVIRONMENT OR THE WORKING AREA	R10
	DIN 51097	-	A+B
	ANSI A 137-1:2012 (D.C.O.F.)	≥ 0,42	> 0,42

Index

CONCRETE

BLEND
GHOST
LAB325
CROSSROAD CHALK
DOWNTOWN
DOCKS

SOLID COLOURS

CHROME

METAL

INTERNO 9 WIDE
INTERNO 9

STONE

ATLANTIS
NATIVE
ALPES WIDE
ALPES RAW
MONOLITH
UNIKA
RE-WORK
FOSSIL

MARBLE

SENSI SIGNORIA

SENSI GEMS
SENSI UP
SENSI
GRACE

WOOD

ECO CHIC
NEST
CROSSROAD WOOD
DOLPHIN
SOLERAS

RUSTIC

PETRAIA

OUT.20

BLEND / LAB325 / GENT
ATLANTIS / GHOST
NATIVE / UNIKA / RE-WORK
DOLPHIN / SOLERAS / ECO CHIC

OUT.30

LAB325 / TRENTO

DECOR

WIDE&STYLE MINI
PLAY
CROSSROAD BRICK

WALL

DO UP
DO UP TOUCH

SOLUTIONS

LEVEL
FACTORY

HARDKOLL

COLLANTI E SIGILLANTI

TECH

































INFORMAZIONI TECNICHE

SENSI SIGNORIA

THE PERFECT COMBO

DALLA CONSULTAZIONE DELLA MATERIOTECA ABK, NASCE LA NUOVA SEZIONE DEDICATA AGLI ABBINAMENTI CHE VALORIZZANO LE SUPERFICI DELLE PRINCIPALI COLLEZIONI.

THE NEW SECTION EXPLORES THE DIFFERENT WAYS IN WHICH ABK MATERIALS CAN BE COORDINATED TO ENHANCE THE SURFACES OF THE MAIN COLLECTIONS.

	BLEND CONCRETE	LAB325	INTERNO 9	ECO CHIC
 PORT GOLD	 MOON	 PEARL	 RUST	 AVANA
 CALACATA VENA ORO	 IRON	 TAUPE	 RUST	 BROWN
 ROMA IMPERIALE	 MOON	 PEARL	 RUST	 NATURALE
 LABRADORITE	 ASH	 TAUPE	 SILVER	 ALMOND
 GRIGIO SIENA	 MOON	 PEPPER	 DARK	 BROWN
 LILAC GREY	 GREY	 PEPPER	 DARK	 NATURALE
	CHROME  WHITE	 BLACK		

SENSI SIGNORIA

MARBLE



Index

CONCRETE

BLEND
GHOST
LAB325
CROSSROAD CHALK
DOWNTOWN
DOCKS

SOLID COLOURS

CHROME

METAL

INTERNO 9 WIDE
INTERNO 9

STONE

ATLANTIS
NATIVE
ALPES WIDE
ALPES RAW
MONOLITH
UNIKA
RE-WORK
FOSSIL

MARBLE

SENSI SIGNORIA

SENSI GEMS
SENSI UP
SENSI
GRACE

WOOD

ECO CHIC
NEST
CROSSROAD WOOD
DOLPHIN
SOLERAS

RUSTIC

PETRAIA

OUT.20

BLEND / LAB325 / GENT
ATLANTIS / GHOST
NATIVE / UNIKA / RE-WORK
DOLPHIN / SOLERAS / ECO CHIC

OUT.30

LAB325 / TRENTO

DECOR

WIDE&STYLE MINI
PLAY
CROSSROAD BRICK

WALL

DO UP
DO UP TOUCH

SOLUTIONS

LEVEL
FACTORY

HARDKOLL

COLLANTI E SIGILLANTI

TECH

INFORMAZIONI TECNICHE

SENSI GEMS

GRES PORCELLANATO TUTTA MASSA FULL BODY PORCELAIN	
6 mm	9 mm
160x320 soft / lux	120x120 nat. / lux
120x280 soft / lux	60x120 nat. / lux
40x120 soft / lux	
	CRYSTAL
	TAJ MAHAL
	ICEBERG
	TITANIUM BLACK



MARBLE

Index

CONCRETE

BLEND
GHOST
LAB325
CROSSROAD CHALK
DOWNTOWN
DOCKS

SOLID COLOURS

CHROME

METAL

INTERNO 9 WIDE
INTERNO 9

STONE

ATLANTIS
NATIVE
ALPES WIDE
ALPES RAW
MONOLITH
UNIKA
RE-WORK
FOSSIL

MARBLE

SENSI SIGNORIA

SENSI GEMS

SENSI UP
SENSI
GRACE

WOOD

ECO CHIC
NEST
CROSSROAD WOOD
DOLPHIN
SOLERAS

RUSTIC

PETRAIA

OUT.20

BLEND / LAB325 / GENT
ATLANTIS / GHOST
NATIVE / UNIKA / RE-WORK
DOLPHIN / SOLERAS / ECO CHIC

OUT.30

LAB325 / TRENTO

DECOR

WIDE&STYLE MINI
PLAY
CROSSROAD BRICK

WALL

DO UP
DO UP TOUCH

SOLUTIONS

LEVEL
FACTORY

HARDKOLL

COLLANTI E SIGILLANTI

TECH

INFORMAZIONI TECNICHE



Index

CONCRETE

BLEND
GHOST
LAB325
CROSSROAD CHALK
DOWNTOWN
DOCKS

SOLID COLOURS

CHROME

METAL

INTERNO 9 WIDE
INTERNO 9

STONE

ATLANTIS
NATIVE
ALPES WIDE
ALPES RAW
MONOLITH
UNIKA
RE-WORK
FOSSIL

MARBLE

SENSI SIGNORIA

SENSI GEMS

SENSI UP
SENSI
GRACE

WOOD

ECO CHIC
NEST
CROSSROAD WOOD
DOLPHIN
SOLERAS

RUSTIC

PETRAIA

OUT.20

BLEND / LAB325 / GENT
ATLANTIS / GHOST
NATIVE / UNIKA / RE-WORK
DOLPHIN / SOLERAS / ECO CHIC

OUT.30

LAB325 / TRENTO

DECOR

WIDE&STYLE MINI
PLAY
CROSSROAD BRICK

WALL

DO UP
DO UP TOUCH

SOLUTIONS

LEVEL
FACTORY

HARDKOLL

COLLANTI E SIGILLANTI

TECH

INFORMAZIONI TECNICHE



floor
SENSI GEMS CRYSTAL 120x120 LUX
172

SENSI GEMS

MARBLE

CRYSTAL

6 mm			
160x320	soft rett.	0005701	F 148,50
160x320	lux rett.	0005689	F 169,50
* 120x280	soft rett.	0008138	F 109,90
* 120x280	lux rett.	0008148	F 130,90
40x120	soft rett.	0008747	F 80,50
40x120	lux rett.	0008751	F 106,90
9 mm			
120x120	nat rett.	0005703	F 74,50
120x120	lux rett.	0005693	F 98,90
60x120	nat rett.	0005704	F 56,90
60x120	lux rett.	0005694	F 75,90

ABKSTONE


163,5x323	soft	0005700	± 6 mm
163,5x323	lux	0005688	± 6 mm
163,5x323	soft	0006272	± 12 mm
163,5x323	lux	0006279	± 12 mm

CRYSTAL BOOK MATCH

6 mm		
* 120x280	SLAB A LUX rett.	0008150 F 130,90
* 120x280	SLAB B LUX rett.	0008151 F 130,90

Ripresa grafica tra le diverse lastre contenuta entro una tolleranza di 3 cm.

Graphic clearance among the different slabs ranging within 3 cm.



SLAB A

SLAB B

* Fino ad esaurimento scorte l'art verrà consegnato nel formato 120x278 6 mm oppure 120x270 6 mm.
The item will be delivered 6 mm 120x278 or 6 mm 120x270 until stocks are exhausted.

Index

CONCRETE

BLEND
GHOST
LAB325
CROSSROAD CHALK
DOWNTOWN
DOCKS

SOLID COLOURS

CHROME

METAL

INTERNO 9 WIDE
INTERNO 9

STONE

ATLANTIS
NATIVE
ALPES WIDE
ALPES RAW
MONOLITH
UNIKA
RE-WORK
FOSSIL

MARBLE

SENSI SIGNORIA

SENSI GEMS

SENSI UP
SENSI
GRACE

WOOD

ECO CHIC
NEST
CROSSROAD WOOD
DOLPHIN
SOLERAS

RUSTIC

PETRAIA

OUT.20

BLEND / LAB325 / GENT
ATLANTIS / GHOST
NATIVE / UNIKA / RE-WORK
DOLPHIN / SOLERAS / ECO CHIC

OUT.30

LAB325 / TRENTO

DECOR

WIDE&STYLE MINI
PLAY
CROSSROAD BRICK

WALL

DO UP
DO UP TOUCH

SOLUTIONS

LEVEL
FACTORY

HARDKOLL

COLLANTI E SIGILLANTI

TECH

INFORMAZIONI TECNICHE

SENSI GEMS

TAJ MAHAL

6 mm			
160x320	soft rett.	0005650	F 148,50
160x320	lux rett.	0005332	F 169,50
* 120x280	soft rett.	0008690	F 109,90
* 120x280	lux rett.	0008696	F 130,90
40x120	soft rett.	0008746	F 80,50
40x120	lux rett.	0008750	F 106,90
9 mm			
120x120	nat rett.	0005654	F 74,50
120x120	lux rett.	0005340	F 98,90
60x120	nat rett.	0005656	F 56,90
60x120	lux rett.	0005342	F 75,90

ABKSTONE

163,5x323 soft	0005648	± 6 mm
163,5x323 lux	0005369	± 6 mm
163,5x323 soft	0006271	± 12 mm
163,5x323 lux	0005311	± 12 mm




ICEBERG

6 mm			
160x320	soft rett.	0006405	F 148,50
160x320	lux rett.	0006407	F 169,50
* 120x280	soft rett.	0008691	F 109,90
* 120x280	lux rett.	0008697	F 130,90
40x120	soft rett.	0008748	F 80,50
40x120	lux rett.	0008752	F 106,90
9 mm			
120x120	nat rett.	0006423	F 74,50
120x120	lux rett.	0006413	F 98,90
60x120	nat rett.	0006424	F 56,90
60x120	lux rett.	0006414	F 75,90

ABKSTONE

163,5x323 soft	0006404	± 6 mm
163,5x323 lux	0006406	± 6 mm
163,5x323 soft	0006403	± 12 mm
163,5x323 lux	0006402	± 12 mm



SENSI GEMS

TITANIUM BLACK

6 mm			
160x320	soft rett.	0005649	F 148,50
160x320	lux rett.	0005331	F 169,50
* 120x280	soft rett.	0008136	F 109,90
* 120x280	lux rett.	0008695	F 130,90
40x120	soft rett.	0008745	F 80,50
40x120	lux rett.	0008749	F 106,90
9 mm			
120x120	nat rett.	0005653	F 74,50
120x120	lux rett.	0005339	F 98,90
60x120	nat rett.	0005655	F 56,90
60x120	lux rett.	0005341	F 75,90

ABKSTONE

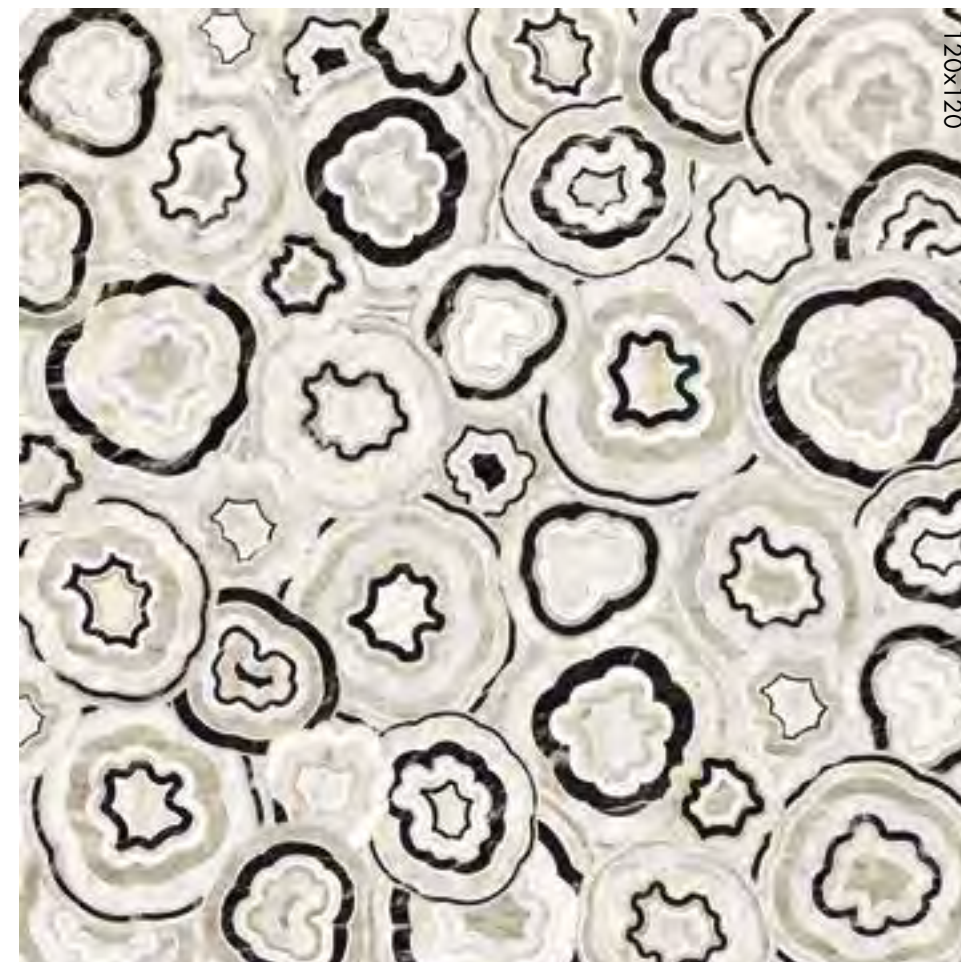
163,5x323 soft	0005647	± 6 mm
163,5x323 lux	0005368	± 6 mm
163,5x323 soft	0006270	± 12 mm
163,5x323 lux	0005310	± 12 mm



MULTIQUARTZ

9 mm		
120x120	lux rett.	0006730 F 102,50
60x120	lux rett.	0006731 F 79,90

Articolo composto da pattern grafici diversi che non prevedono agganci tra loro e miscelati in modo casuale in fase di inscatolamento. Non si garantisce pertanto la presenza costante di tutti i soggetti all'interno delle confezioni. This article comes in several different versions with unconnected patterns that are mixed randomly at the time of packaging. There is therefore no guarantee that all patterns will be present in any individual box.



*Fino ad esaurimento scorte l'art verrà consegnato nel formato 120x278 6 mm oppure 120x270 6 mm. The item will be delivered 6 mm 120x278 or 6 mm 120x270 until stocks are exhausted.

MARBLE

Index

CONCRETE

BLEND
GHOST
LAB325
CROSSROAD CHALK
DOWNTOWN
DOCKS

SOLID COLOURS

CHROME

METAL

INTERNO 9 WIDE
INTERNO 9

STONE

ATLANTIS
NATIVE
ALPES WIDE
ALPES RAW
MONOLITH
UNIKA
RE-WORK
FOSSIL

MARBLE

SENSI SIGNORIA

SENSI GEMS

SENSI UP
SENSI
GRACE

WOOD

ECO CHIC
NEST
CROSSROAD WOOD
DOLPHIN
SOLERAS

RUSTIC

PETRAIA

OUT.20

BLEND / LAB325 / GENT
ATLANTIS / GHOST
NATIVE / UNIKA / RE-WORK
DOLPHIN / SOLERAS / ECO CHIC

OUT.30

LAB325 / TRENTO

DECOR

WIDE&STYLE MINI
PLAY
CROSSROAD BRICK

WALL

DO UP
DO UP TOUCH

SOLUTIONS

LEVEL
FACTORY

HARDKOLL

COLLANTI E SIGILLANTI

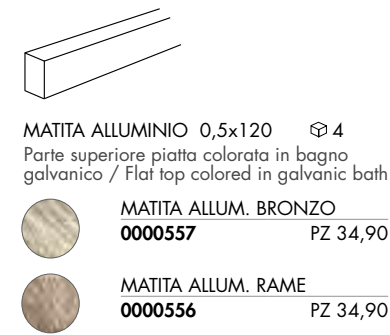
TECH

INFORMAZIONI TECNICHE

SENSI GEMS

MATITE ALLUMINIO - ALUMINIUM STRIPS

Articoli realizzati in alluminio anodizzato per l'uso a parete, adatti a raccordare piastrelle di diverso spessore (9/7/6 mm). Avvertenze per la posa e la pulizia a pag. 318
Anodized Aluminium strips for use between wall tiles of different thicknesses (9/7/6 mm). Instructions for installation and cleaning page. 318



DECORI DA RIVESTIMENTO - WALL DECORS 9 mm



SENSI GEMS

MARBLE

DECORI / DECORATIVE 9 mm	CRYSTAL	TAJ MAHAL	ICEBERG	TITANIUM BLACK
MIX SIZES rett. / lux 30x60 F 87,50 \varnothing 6 Pcs box: 15x60 \varnothing 6 10x60 \varnothing 6 5x60 \varnothing 6	0006734	0006733	0006735	0006732

PEZZI SPECIALI / SPECIAL TRIMS 9 mm	CRYSTAL	TAJ MAHAL	ICEBERG	TITANIUM BLACK
BATTISCOPIA lux rett. 5,5x120 PZ 12,90 \varnothing 6	0005695	0005658	0006415	0005657
BATTISCOPIA nat. rett. 5,5x120 PZ 10,90 \varnothing 6	0005709	0005668	0006736	0005667
GRADONE TOP. lux rett. 32x120x4,5x2 PZ 182,90 \varnothing 1	0005696	0005660	0006416	0005659
GRADONE TOP. nat. rett. 32x120x4,5x2 PZ 172,90 \varnothing 1	0005705	0005670	0006737	0005669
ANGOLARE TOP SX lux rett. 32x120x4,5x2 PZ 208,90 \varnothing 1	0005697	0005662	0006417	0005661
ANGOLARE TOP SX nat. rett. 32x120x4,5x2 PZ 198,90 \varnothing 1	0005706	0005672	0006738	0005671
ANGOLARE TOP DX lux rett. 32x120x4,5x2 PZ 208,90 \varnothing 1	0005698	0005664	0006418	0005663
ANGOLARE TOP DX nat. rett. 32x120x4,5x2 PZ 198,90 \varnothing 1	0005707	0005674	0006739	0005673

GRES PORCELLANATO TUTTA MASSA FULL BODY PORCELAIN

Classificazione secondo norme UNI EN 14411 (ISO 13006) Allegato G-Gruppo Bla
Classification in accordance with UNI EN 14411 (ISO 13006) Annex G-Group Bla



PROPRIETÀ FISICO-CHIMICHE PHYSICAL-CHEMICAL PROPERTIES	NORMA NORM	VALORE PRESCRITTO DALLE NORME VALUE PRESCRIBED FROM THE NORMS	VAL / VALUE SENSI GEMS NAT.
RESISTENZA ALLO SCIVOLAMENTO SLIP RESISTANCE	B.C.R.A. C.A.	μ 0,19 SCIVOLOSITÀ PERICOLOSA - DANGEROUSLY SLIPPERY	> 0,40
	B.C.R.A. G.B.	0,20 < μ < 0,39 SCIVOLOSITÀ ECCESSIVA - EXCESSIVELY SLIPPERY	> 0,40
	ASTM C 1028 (S.C.O.F.)	0,40 < μ < 0,74 ATRIBITO SODDISFACENTE - SATISFACTORY GRIP	> 0,60 DRY
		μ 0,75 ATRIBITO ECCELLENTE - EXCELLENT GRIP	> 0,60 WET
	DIN 51130	IN FUNZIONE DELL'AMBIENTE O DELLA ZONA DI LAVORO BASING ON THE ENVIRONMENT OR THE WORKING AREA	R10
	DIN 51097	-	A+B
ANSI A 137-1:2012 (D.C.O.F.)		\geq 0,42	> 0,42

P.tech ON DEMAND

La tecnologia P.TECH migliora le performance anti-scivolo dei pavimenti, mantenendo inalterati i valori di resistenza meccanica del gres porcellanato, con una finitura estremamente piacevole al tatto e facile da pulire.
SENSI GEMS - CRYSTAL, TAJ MAHAL, ICEBERG in finitura P.TECH, nei formati 60x120 e 120x120, può essere fornita su richiesta con un ordine soggetto a lotto minimo di produzione.

The innovative P.TECH technology which improves the slip resistance of floors while delivering the renowned mechanical strength of porcelain stoneware and a finish that is both extremely pleasant to the touch and easy to clean.
SENSI GEMS - CRYSTAL, TAJ MAHAL, ICEBERG in P.TECH finish, in the 60x120 and 120x120 sizes, can be supplied on request with an order subject to a minimum production batch.

Index

CONCRETE

BLEND
GHOST
LAB325
CROSSROAD CHALK
DOWNTOWN
DOCKS

SOLID COLOURS

CHROME

METAL

INTERNO 9 WIDE
INTERNO 9

STONE

ATLANTIS
NATIVE
ALPES WIDE
ALPES RAW
MONOLITH
UNIKA
RE-WORK
FOSSIL

MARBLE

SENSI SIGNORIA

SENSI GEMS

SENSI UP
SENSI
GRACE

WOOD

ECO CHIC
NEST
CROSSROAD WOOD
DOLPHIN
SOLERAS

RUSTIC

PETRAIA

OUT.20

BLEND / LAB325 / GENT
ATLANTIS / GHOST
NATIVE / UNIKA / RE-WORK
DOLPHIN / SOLERAS / ECO CHIC

OUT.30

LAB325 / TRENTO

DECOR

WIDE&STYLE MINI
PLAY
CROSSROAD BRICK

WALL

DO UP
DO UP TOUCH

SOLUTIONS

LEVEL
FACTORY

HARDKOLL

COLLANTI E SIGILLANTI

TECH


INFORMAZIONI TECNICHE

SENSI GEMS

THE PERFECT COMBO


DALLA CONSULTAZIONE DELLA MATERIOTECA ABK, NASCE LA NUOVA SEZIONE DEDICATA AGLI ABBINAMENTI CHE VALORIZZANO LE SUPERFICI DELLE PRINCIPALI COLLEZIONI.

THE NEW SECTION EXPLORES THE DIFFERENT WAYS IN WHICH ABK MATERIALS CAN BE COORDINATED TO ENHANCE THE SURFACES OF THE MAIN COLLECTIONS.



SENSI GEMS

MARBLE



Index

CONCRETE

- BLEND
- GHOST
- LAB325
- CROSSROAD CHALK
- DOWNTOWN
- DOCKS

SOLID COLOURS

- CHROME

METAL

- INTERNO 9 WIDE
- INTERNO 9

STONE

- ATLANTIS
- NATIVE
- ALPES WIDE
- ALPES RAW
- MONOLITH
- UNIKA
- RE-WORK
- FOSSIL

MARBLE

- SENSI SIGNORIA

SENSI GEMS

- SENSI UP
- SENSI GRACE

WOOD

- ECO CHIC
- NEST
- CROSSROAD WOOD
- DOLPHIN
- SOLERAS

RUSTIC

- PETRAIA

OUT.20

- BLEND / LAB325 / GENT
- ATLANTIS / GHOST
- NATIVE / UNIKA / RE-WORK
- DOLPHIN / SOLERAS / ECO CHIC

OUT.30

- LAB325 / TRENTO

DECOR

- WIDE&STYLE MINI
- PLAY
- CROSSROAD BRICK

WALL

- DO UP
- DO UP TOUCH

SOLUTIONS

- LEVEL
- FACTORY

HARDKOLL


- COLLANTI E SIGILLANTI

TECH

- INFORMAZIONI TECNICHE

SENSI UP

GRES PORCELLANATO TUTTA MASSA FULL BODY PORCELAIN	
6 mm	9 mm
160x320 soft / lux	120x120 nat. / lux
120x280 soft / lux	60x120 nat. / lux
	80x80 nat. / lux
 INVISIBLE PEARL	 BRECCIA MELANGE
 STATUARIO VERSILIA	 GRAND ANTIQUE
 MARQUINIA SELECT	 STATUARIO ULTRA
 CALACATTA GOLD	 ONICE BEIGE



MARBLE

Index

CONCRETE

BLEND
GHOST
LAB325
CROSSROAD CHALK
DOWNTOWN
DOCKS

SOLID COLOURS

CHROME

METAL

INTERNO 9 WIDE
INTERNO 9

STONE

ATLANTIS
NATIVE
ALPES WIDE
ALPES RAW
MONOLITH
UNIKA
RE-WORK
FOSSIL

MARBLE

SENSI SIGNORIA
SENSI GEMS

SENSI UP

SENSI
GRACE

WOOD

ECO CHIC
NEST
CROSSROAD WOOD
DOLPHIN
SOLERAS

RUSTIC

PETRAIA

OUT.20

BLEND / LAB325 / GENT
ATLANTIS / GHOST
NATIVE / UNIKA / RE-WORK
DOLPHIN / SOLERAS / ECO CHIC

OUT.30

LAB325 / TRENTO

DECOR

WIDE&STYLE MINI
PLAY
CROSSROAD BRICK

WALL

DO UP
DO UP TOUCH

SOLUTIONS

LEVEL
FACTORY

HARDKOLL

COLLANTI E SIGILLANTI

TECH

INFORMAZIONI TECNICHE



Index

CONCRETE

BLEND
GHOST
LAB325
CROSSROAD CHALK
DOWNTOWN
DOCKS

SOLID COLOURS

CHROME

METAL

INTERNO 9 WIDE
INTERNO 9

STONE

ATLANTIS
NATIVE
ALPES WIDE
ALPES RAW
MONOLITH
UNIKA
RE-WORK
FOSSIL

MARBLE

SENSI SIGNORIA
SENSI GEMS

SENSI UP

SENSI
GRACE

WOOD

ECO CHIC
NEST
CROSSROAD WOOD
DOLPHIN
SOLERAS

RUSTIC

PETRAIA

OUT.20

BLEND / LAB325 / GENT
ATLANTIS / GHOST
NATIVE / UNIKA / RE-WORK
DOLPHIN / SOLERAS / ECO CHIC

OUT.30

LAB325 / TRENTO

DECOR

WIDE&STYLE MINI
PLAY
CROSSROAD BRICK

WALL

DO UP
DO UP TOUCH

SOLUTIONS

LEVEL
FACTORY

HARDKOLL

COLLANTI E SIGILLANTI

TECH

INFORMAZIONI TECNICHE

SENSI UP

INVISIBLE PEARL

6 mm			
* 160x320	soft rett.	0003847	F 148,50
* 160x320	lux rett.	0004177	F 169,50
** 120x280	soft rett.	0008113	F 109,90
** 120x280	lux rett.	0008702	F 130,90
9 mm			
120x120	nat rett.	0005728	F 74,50
120x120	lux rett.	0004199	F 98,90
60x120	nat rett.	0005736	F 56,90
60x120	lux rett.	0004204	F 75,90

ABKSTONE

163,5x323 soft	0003835	± 6 mm
163,5x323 lux	0003889	± 6 mm
163,5x323 soft	0003777	± 12 mm
163,5x323 lux	0003789	± 12 mm
163,5x323 soft	0009209	± 20 mm

BRECCIA MELANGE

6 mm			
* 160x320	lux rett.	0003509	F 169,50
** 120x280	lux rett.	0008704	F 130,90
9 mm			
120x120	lux rett.	0003519	F 98,90
60x120	lux rett.	0003521	F 75,90



SENSI UP

MARQUINIA SELECT

6 mm			
* 160x320	soft rett.	0003848	F 148,50
* 160x320	lux rett.	0004178	F 169,50
** 120x280	soft rett.	0008114	F 109,90
** 120x280	lux rett.	0008703	F 130,90
9 mm			
120x120	nat rett.	0006755	F 74,50
120x120	lux rett.	0004200	F 98,90
60x120	nat rett.	0006756	F 56,90
60x120	lux rett.	0004205	F 75,90

ABKSTONE

163,5x323 soft	0003856	± 6 mm
163,5x323 lux	0003891	± 6 mm
163,5x323 slab A soft	0003776	± 12 mm
163,5x323 slab B soft	0003866	± 12 mm
163,5x323 slab A lux	0003788	± 12 mm
163,5x323 slab B lux	0003863	± 12 mm
163,5x323 soft	0006248	± 20 mm
163,5x323 lux	0006245	± 20 mm



GRAND ANTIQUE

6 mm			
* 160x320	lux rett.	0002538	F 169,50
*** 120x280	lux rett.	0005029	F 130,90
9 mm			
120x120	lux rett.	0002562	F 98,90
60x120	lux rett.	0002564	F 75,90

* Fino ad esaurimento scorte l'art. verrà consegnato a spessore 7 mm. The item will be delivered 7 mm thick until stocks are exhausted.

** Fino ad esaurimento scorte l'art verrà consegnato nel formato 120x278 6 mm oppure 120x270 7 mm. The item will be delivered 6 mm 120x278 or 7 mm 120x270 until stocks are exhausted.

*** Fino ad esaurimento scorte l'art. verrà consegnato nel formato 120x240 spessore 7 mm. The item will be delivered 7 mm thick in 120x240 size until stocks are exhausted.



MARBLE

Index

CONCRETE

BLEND
GHOST
LAB325
CROSSROAD CHALK
DOWNTOWN
DOCKS

SOLID COLOURS

CHROME

METAL

INTERNO 9 WIDE
INTERNO 9

STONE

ATLANTIS
NATIVE
ALPES WIDE
ALPES RAW
MONOLITH
UNIKA
RE-WORK
FOSSIL

MARBLE

SENSI SIGNORIA
SENSI GEMS

SENSI UP

SENSI
GRACE

WOOD

ECO CHIC
NEST
CROSSROAD WOOD
DOLPHIN
SOLERAS

RUSTIC

PETRAIA

OUT.20

BLEND / LAB325 / GENT
ATLANTIS / GHOST
NATIVE / UNIKA / RE-WORK
DOLPHIN / SOLERAS / ECO CHIC

OUT.30

LAB325 / TRENTO

DECOR

WIDE&STYLE MINI
PLAY
CROSSROAD BRICK

WALL

DO UP
DO UP TOUCH

SOLUTIONS

LEVEL
FACTORY

HARDKOLL

COLLANTI E SIGILLANTI


TECH

INFORMAZIONI TECNICHE

SENSI UP

STATUARIO ULTRA

6 mm			
* 160x320	lux rett.	0000371	F 169,50
*** 120x280	lux rett.	0008804	F 130,90
9 mm			
* 120x120	lux rett.	0000389	F 98,90
60x120	lux rett.	0008815	F 75,90
* 80x80	lux rett.	0000718	F 74,50
* 80x80	nat rett.	0000739	F 53,50



CALACATTA GOLD

6 mm			
* 160x320	lux rett.	0000367	F 169,50
* 160x320	soft rett.	0002751	F 148,50
*** 120x280	lux rett.	0008803	F 130,90
9 mm			
* 120x120	lux rett.	0000385	F 98,90
60x120	lux rett.	0008814	F 75,90
* 80x80	lux rett.	0000717	F 74,50
* 80x80	nat rett.	0000736	F 53,50



ABKSTONE

163,5x323 soft	0002742	± 6 mm
163,5x323 lux	0003353	± 6 mm
163,5x323 slab A soft	0003775	± 12 mm
163,5x323 slab B soft	0003865	± 12 mm
163,5x323 slab A lux	0003787	± 12 mm
163,5x323 slab B lux	0003862	± 12 mm
163,5x323 soft	0006247	± 20 mm
163,5x323 lux	0006244	± 20 mm

SENSI UP

ONICE BEIGE

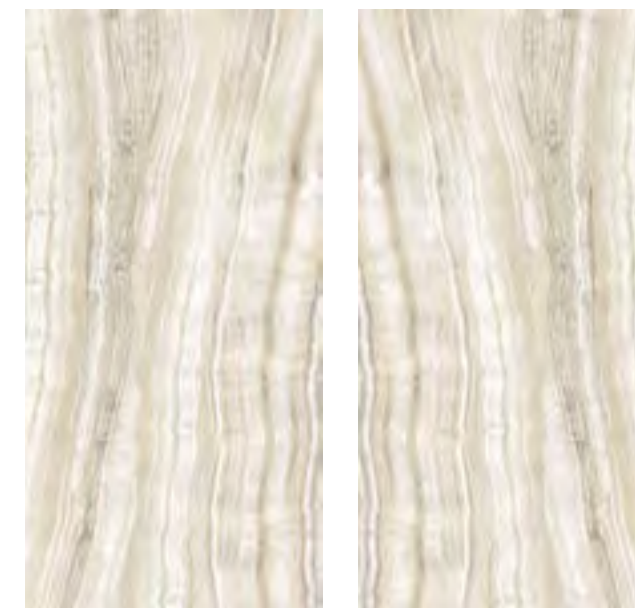
6 mm			
* 160x320	lux rett.	0000372	F 169,50
*** 120x280	lux rett.	0008805	F 130,90
9 mm			
* 120x120	lux rett.	0000390	F 98,90
* 60x120	lux rett.	0000742	F 75,90



BOOK MATCH

6 mm			
120x280	lux rett. SLAB A	0008806	F 130,90
120x280	lux rett. SLAB B	0008807	F 130,90

Ripresa grafica tra le diverse lastre contenuta entro una tolleranza di 3 cm.
Graphic clearance among the different slabs ranging within 3 cm.



SLAB A

SLAB B

* Fino ad esaurimento scorte l' art. verrà consegnato a spessore 7 mm. The item will be delivered 7 mm thick until stocks are exhausted.

*** Fino ad esaurimento scorte l' art. verrà consegnato nel formato 120x240 7 mm The item will be delivered 7 mm 120x240 until stocks are exhausted.

MARBLE

Index

CONCRETE

BLEND
GHOST
LAB325
CROSSROAD CHALK
DOWNTOWN
DOCKS

SOLID COLOURS

CHROME

METAL

INTERNO 9 WIDE
INTERNO 9

STONE

ATLANTIS
NATIVE
ALPES WIDE
ALPES RAW
MONOLITH
UNIKA
RE-WORK
FOSSIL

MARBLE

SENSI SIGNORIA
SENSI GEMS

SENSI UP

SENSI
GRACE

WOOD

ECO CHIC
NEST
CROSSROAD WOOD
DOLPHIN
SOLERAS

RUSTIC

PETRAIA

OUT.20

BLEND / LAB325 / GENT
ATLANTIS / GHOST
NATIVE / UNIKA / RE-WORK
DOLPHIN / SOLERAS / ECO CHIC

OUT.30

LAB325 / TRENTO

DECOR

WIDE&STYLE MINI
PLAY
CROSSROAD BRICK

WALL

DO UP
DO UP TOUCH

SOLUTIONS

LEVEL
FACTORY

HARDKOLL

COLLANTI E SIGILLANTI

TECH

INFORMAZIONI TECNICHE

SENSI UP

STATUARIO VERSILIA


6 mm			
* 160x320	soft rett.	0003846	F 148,50
* 160x320	lux rett.	0004176	F 169,50
** 120x280	soft rett.	0008705	F 109,90
** 120x280	lux rett.	0008701	F 130,90
9 mm			
120x120	nat rett.	0005726	F 74,50
120x120	lux rett.	0004198	F 98,90
60x120	nat rett.	0005735	F 56,90
60x120	lux rett.	0004203	F 75,90

ABKSTONE

163,5x323 soft	0003836	± 6 mm
163,5x323 lux	0003887	± 6 mm
163,5x323 slab A soft	0003774	± 12 mm
163,5x323 slab B soft	0003864	± 12 mm
163,5x323 slab A lux	0003786	± 12 mm
163,5x323 slab B lux	0003861	± 12 mm
163,5x323 soft	0006246	± 20 mm
163,5x323 lux	0006243	± 20 mm
FULL VEIN 3D		
163,5x323 soft	0007722	± 20 mm
163,5x323 lux	0007721	± 20 mm

* Fino ad esaurimento scorte l'art. verrà consegnato a spessore 7 mm. The item will be delivered 7 mm thick until stocks are exhausted.

** Fino ad esaurimento scorte l'art verrà consegnato nel formato 120x278 6 mm oppure 120x270 7 mm. The item will be delivered 6 mm 120x278 or 7 mm 120x270 until stocks are exhausted.



SENSI UP

INTARSIA

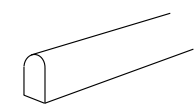
9 mm			
120x120	lux rett.	0004208	F 102,50
60x120	lux rett.	0004209	F 79,90

Articolo composto da pattern grafici diversi che non prevedono agganci tra loro e miscelati in modo casuale in fase di inscatolamento. Non si garantisce pertanto la presenza costante di tutti i soggetti all'interno delle confezioni. This article comes in several different versions with unconnected patterns that are mixed randomly at the time of packaging. There is therefore no guarantee that all patterns will be present in any individual box.



MATITE ALLUMINIO - ALUMINIUM STRIPS

Articoli realizzati in alluminio anodizzato per l'uso a parete, adatti a raccordare piastrelle di diverso spessore (9/7/6 mm). Avvertenze per la posa e la pulizia a pag. 318. Anodized Aluminium strips for use between wall tiles of different thicknesses (9/7/6 mm). Instructions for installation and cleaning page. 318



MATITA ALLUMINIO 0,5x120 ⌀ 4
Parte superiore arrotondata / Rounded top.



Parte superiore arrotondata e colorata con resine acriliche.
Rounded top colored with acrylic resins.



MATITA ALLUM. ORO
0008535 PZ 27,90



MATITA ALLUM. RAME SCURO
0008534 PZ 27,90



MATITA ALLUM. WHITE
0000087 PZ 27,90



MATITA ALLUM. TERRACOTTA
0008530 PZ 27,90



MATITA ALLUM. BLU
0008532 PZ 27,90



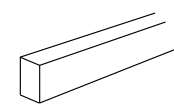
MATITA ALLUM. VERDE
0008531 PZ 27,90



MATITA ALLUM. ARDESIA
0008533 PZ 27,90



MATITA ALLUM. BLACK
0000088 PZ 27,90



MATITA ALLUMINIO 0,5x120 ⌀ 4
Parte superiore piatta colorata in bagno galvanico / Flat top colored in galvanic bath.



MATITA ALLUM. BRONZO
0000557 PZ 34,90



MATITA ALLUM. RAME
0000556 PZ 34,90

MARBLE

Index

CONCRETE

BLEND
GHOST
LAB325
CROSSROAD CHALK
DOWNTOWN
DOCKS

SOLID COLOURS

CHROME

METAL

INTERNO 9 WIDE
INTERNO 9

STONE

ATLANTIS
NATIVE
ALPES WIDE
ALPES RAW
MONOLITH
UNIKA
RE-WORK
FOSSIL

MARBLE

SENSI SIGNORIA
SENSI GEMS

SENSI UP

SENSI
GRACE

WOOD

ECO CHIC
NEST
CROSSROAD WOOD
DOLPHIN
SOLERAS

RUSTIC

PETRAIA

OUT.20

BLEND / LAB325 / GENT
ATLANTIS / GHOST
NATIVE / UNIKA / RE-WORK
DOLPHIN / SOLERAS / ECO CHIC

OUT.30

LAB325 / TRENTO

DECOR

WIDE&STYLE MINI
PLAY
CROSSROAD BRICK

WALL

DO UP
DO UP TOUCH

SOLUTIONS

LEVEL
FACTORY

HARDKOLL



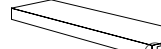





COLLANTI E SIGILLANTI

TECH

INFORMAZIONI TECNICHE

SENSI UP

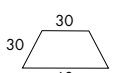
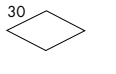

DECORI / DECORATIVE 9 mm		INVISIBLE PEARL	BRECCIA MELANGE	STATUARIO VERSILIA	GRAND ANTIQUE	MARQUINIA SELECT
 TRAPEZIO lux rett. 60x30x30 F 239,90 \varnothing 3 = 0,35 MQ		-	-	-	* 0002952	-
 ROMBO 30 lux rett. 30x30 F 239,90 \varnothing 5 = 0,39 MQ		-	-	-	* 0002953	-



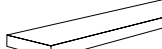

PEZZI SPECIALI / SPECIAL TRIMS 9 mm		INVISIBLE PEARL	BRECCIA MELANGE	STATUARIO VERSILIA	GRAND ANTIQUE	MARQUINIA SELECT
 BATTISCOPIA lux rett. 5,5x120 PZ 12,90 \varnothing 6		0004910	0004912	0004909	* 0002566	0004911
 BATTISCOPIA nat. rett. 5,5x120 PZ 10,90 \varnothing 6		0005741	-	0005740	-	0006757
 GRAD. TOP lux rett. 32x120x4,5x2 PZ 182,90 \varnothing 1		0004915	0004917	0004914	* 0002568	0004916
 GRAD. TOP nat. rett. 32x120x4,5x2 PZ 172,90 \varnothing 1		0005746	-	00005745	-	0006758
 ANG. TOP SX lux rett. 32x120x4,5x2 PZ 208,90 \varnothing 1		0004920	0004922	0004919	* 0002570	0004921
 ANG. TOP SX nat. rett. 32x120x4,5x2 PZ 198,90 \varnothing 1		0005751	-	0005750	-	0006759
 ANG. TOP DX lux rett. 32x120x4,5x2 PZ 208,90 \varnothing 1		0004925	0004927	0004924	* 0002572	0004926
 ANG. TOP DX nat. rett. 32x120x4,5x2 PZ 198,90 \varnothing 1		0005757	-	0005756	-	0006760

* Fino ad esaurimento scorte l' art. verrà consegnato a spessore 7 mm. The item will be delivered 7 mm thick until stocks are exhausted.

SENSI UP

MARBLE

DECORI / DECORATIVE 7 mm		STATUARIO ULTRA	CALACATTA GOLD	ONICE BEIGE
 TRAPEZIO lux rett. 60x30x30 F 239,90 \varnothing 4 = 0,46 MQ		0000895	0000891	0000896
 ROMBO 30 lux rett. 30x30 F 239,90 \varnothing 7 = 0,54 MQ		0000901	0000897	0000902
 MOS. ENIGMA lux rett. 30x34 F 319,90 \varnothing 5		0000907	0000903	0000908

PEZZI SPECIALI / SPECIAL TRIMS 9 mm		STATUARIO ULTRA	CALACATTA GOLD	ONICE BEIGE
 * BATTISCOPIA lux rett. 5,5x120 PZ 12,90 \varnothing 6		0000871	0000867	0000872
 * GRAD. TOP lux rett. 32x120x4,5x2 PZ 182,90 \varnothing 1		0000877	0000873	0000878
 * ANG. TOP SX lux rett. 32x120x4,5x2 PZ 208,90 \varnothing 1		0000883	0000879	0000884
 * ANG. TOP DX lux rett. 32x120x4,5x2 PZ 208,90 \varnothing 1		0000889	0000885	0000890

* Fino ad esaurimento scorte l' art. verrà consegnato a spessore 7 mm. The item will be delivered 7 mm thick until stocks are exhausted.

GRES PORCELLANATO TUTTA MASSA FULL BODY PORCELAIN

Classificazione secondo norme UNI EN 14411 (ISO 13006) Allegato G Gruppo Bla
Classification in accordance with UNI EN 14411 (ISO 13006) Annex G-Group Bla



PROPRIETÀ FISICO-CHIMICHE PHYSICAL-CHEMICAL PROPERTIES	NORMA NORM	VALORE PRESCRITTO DALLE NORME VALUE PRESCRIBED FROM THE NORMS	VAL. / VALUE SENSI UP NAT.
RESISTENZA ALLO SCIVOLAMENTO SLIP RESISTANCE	B.C.R.A. C.A.	μ 0,19 SCIVOLOSITÀ PERICOLOSA - DANGEROUSLY SLIPPERY $0,20 < \mu < 0,39$ SCIVOLOSITÀ ECCESSIVA - EXCESSIVELY SLIPPERY	> 0,40
	B.C.R.A. G.B.	$0,40 < \mu < 0,74$ ATTRITO SODDISFACENTE - SATISFACTORY GRIP μ 0,75 ATTRITO ECCELLENTE - EXCELLENT GRIP	> 0,40
	ASTM C 1028 (S.C.O.F.)	SLIP RESISTANT (> 0,60)	> 0,60 DRY > 0,60 WET
	DIN 51130	IN FUNZIONE DELL'AMBIENTE O DELLA ZONA DI LAVORO BASING ON THE ENVIRONMENT OR THE WORKING AREA	R10
	DIN 51097	-	A+B
	ANSI A 137-1:2012 (D.C.O.F.)	$\geq 0,42$	> 0,42

P.tech ON DEMAND

La tecnologia P.TECH migliora le performance anti-scivolo dei pavimenti, mantenendo inalterati i valori di resistenza meccanica del gres porcellanato, con una finitura estremamente piacevole al tatto e facile da pulire.
SENSI UP - INVISIBLE PEARL, STATUARIO VERSILIA in finitura P.TECH, nei formati 60x120 e 120x120, può essere fornita su richiesta con un ordine soggetto a lotto minimo di produzione.

The innovative P.TECH technology which improves the slip resistance of floors while delivering the renowned mechanical strength of porcelain stoneware and a finish that is both extremely pleasant to the touch and easy to clean.
SENSI UP - INVISIBLE PEARL, STATUARIO VERSILIA in P.TECH finish, in the 60x120 and 120x120 sizes, can be supplied on request with an order subject to a minimum production batch.

Index

CONCRETE

BLEND
GHOST
LAB325
CROSSROAD CHALK
DOWNTOWN
DOCKS

SOLID COLOURS

CHROME

METAL

INTERNO 9 WIDE
INTERNO 9

STONE

ATLANTIS
NATIVE
ALPES WIDE
ALPES RAW
MONOLITH
UNIKA
RE-WORK
FOSSIL

MARBLE

SENSI SIGNORIA
SENSI GEMS

SENSI UP

SENSI
GRACE

WOOD

ECO CHIC
NEST
CROSSROAD WOOD
DOLPHIN
SOLERAS

RUSTIC

PETRAIA

OUT.20

BLEND / LAB325 / GENT
ATLANTIS / GHOST
NATIVE / UNIKA / RE-WORK
DOLPHIN / SOLERAS / ECO CHIC

OUT.30

LAB325 / TRENTO

DECOR

WIDE&STYLE MINI
PLAY
CROSSROAD BRICK

WALL

DO UP
DO UP TOUCH

SOLUTIONS

LEVEL
FACTORY

HARDKOLL

COLLANTI E SIGILLANTI




























































TECH


INFORMAZIONI TECNICHE

THE PERFECT COMBO

DALLA CONSULTAZIONE DELLA MATERIOTECA ABK, NASCE LA NUOVA SEZIONE DEDICATA AGLI ABBINAMENTI CHE VALORIZZANO LE SUPERFICI DELLE PRINCIPALI COLLEZIONI.

THE NEW SECTION EXPLORES THE DIFFERENT WAYS IN WHICH ABK MATERIALS CAN BE COORDINATED TO ENHANCE THE SURFACES OF THE MAIN COLLECTIONS.

	BLEND CONCRETE	GHOST	LAB325	CROSSROAD CHALK	INTERNO 9	CROSSROAD WOOD
 INVISIBLE PEARL	 GREY	 GREY	 TAUPE	 SMOKE	 SILVER	 GREY
 BRECCIA MELANGE	 IRON	 TAUPE	 PEPPER	 SAND	 RUST	 TAN
 STATUARIO VERSILIA	 ASH	 GREY	 ASH	 GREY	 DARK	 GREY
 GRAND ANTIQUE	 MOON	 SAGE	 ASH	 GREY	 PEARL	 COAL
 MARQUINIA SELECT	 MOON	 ROPE	 PEARL	 WHITE	 PEARL	 AMBER
 STATUARIO ULTRA	 GREY	 GREY	 PEPPER	 SMOKE	 SILVER	 GREY
 CALACATTA GOLD	 IRON	 ROPE	 TAUPE	 SAND	 RUST	 SAND
 ONICE BEIGE	 IRON	 ROPE	 TAUPE	 SAND	 DARK	 WHITE
	 CHROME					
	 WHITE	 BLACK				




CONCRETE	BLEND GHOST LAB325 CROSSROAD CHALK DOWNTOWN DOCKS
SOLID COLOURS	CHROME
METAL	INTERNO 9 WIDE INTERNO 9
STONE	ATLANTIS NATIVE ALPES WIDE ALPES RAW MONOLITH UNIKA RE-WORK FOSSIL
MARBLE	SENSI SIGNORIA SENSI GEMS SENSI UP SENSI GRACE
WOOD	ECO CHIC NEST CROSSROAD WOOD DOLPHIN SOLERAS
RUSTIC	PETRAIA
OUT.20	BLEND / LAB325 / GENT ATLANTIS / GHOST NATIVE / UNIKA / RE-WORK DOLPHIN / SOLERAS / ECO CHIC
OUT.30	LAB325 / TRENTO
DECOR	WIDE&STYLE MINI PLAY CROSSROAD BRICK
WALL	DO UP DO UP TOUCH
SOLUTIONS	LEVEL FACTORY
HARDKOLL	COLLANTI E SIGILLANTI
TECH	INFORMAZIONI TECNICHE

SENSI

GRES PORCELLANATO A MASSA COLORATA FULL BODY COLORED PORCELAIN	
9 mm	
60x120	lux / sablè
30x120	lux / sablè
60x60	lux / sablè
30x60	lux / sablè

	CALACATTA SELECT		SAHARA CREAM		ARABESQUE SILVER		STATUARIO WHITE
	PIETRA GREY						



MARBLE

Index

CONCRETE

BLEND
GHOST
LAB325
CROSSROAD CHALK
DOWNTOWN
DOCKS

SOLID COLOURS

CHROME

METAL

INTERNO 9 WIDE
INTERNO 9

STONE

ATLANTIS
NATIVE
ALPES WIDE
ALPES RAW
MONOLITH
UNIKA
RE-WORK
FOSSIL

MARBLE

SENSI SIGNORIA
SENSI GEMS
SENSI UP

SENSI

GRACE

WOOD

ECO CHIC
NEST
CROSSROAD WOOD
DOLPHIN
SOLERAS

RUSTIC

PETRAIA

OUT.20

BLEND / LAB325 / GENT
ATLANTIS / GHOST
NATIVE / UNIKA / RE-WORK
DOLPHIN / SOLERAS / ECO CHIC

OUT.30

LAB325 / TRENTO

DECOR

WIDE&STYLE MINI
PLAY
CROSSROAD BRICK

WALL

DO UP
DO UP TOUCH

SOLUTIONS

LEVEL
FACTORY

HARDKOLL

COLLANTI E SIGILLANTI

TECH

INFORMAZIONI TECNICHE



floor
STATUARIO WHITE SABLÈ 60x120

SENSI

CALACATTA SELECT LUX

9 mm

60x120	lux rett.	1SL34050	F 72,90
30x120	lux rett.	1SL57050	F 72,90
60x60	lux rett.	1SL01050	F 64,50
30x60	lux rett.	1SL03050	F 61,50

CALACATTA SELECT SABLÈ

9 mm

60x120	SABLÈ rett.	1SR34550	F 54,50
30x120	SABLÈ rett.	1SR57550	F 54,50
60x60	SABLÈ rett.	1SR01550	F 45,90
30x60	SABLÈ rett.	1SR03550	F 42,50

SAHARA CREAM LUX

9 mm


60x120	lux rett.	1SL34100	F 72,90
30x120	lux rett.	1SL57100	F 72,90
60x60	lux rett.	1SL01100	F 64,50
30x60	lux rett.	1SL03100	F 61,50

SAHARA CREAM SABLÈ

9 mm

60x120	SABLÈ rett.	1SR34600	F 54,50
30x120	SABLÈ rett.	1SR57600	F 54,50
60x60	SABLÈ rett.	1SR01600	F 45,90
30x60	SABLÈ rett.	1SR03600	F 42,50

MARBLE



Index

CONCRETE

BLEND
GHOST
LAB325
CROSSROAD CHALK
DOWNTOWN
DOCKS

SOLID COLOURS

CHROME

METAL

INTERNO 9 WIDE
INTERNO 9

STONE

ATLANTIS
NATIVE
ALPES WIDE
ALPES RAW
MONOLITH
UNIKA
RE-WORK
FOSSIL

MARBLE

SENSI SIGNORIA
SENSI GEMS
SENSI UP

SENSI

GRACE

WOOD

ECO CHIC
NEST
CROSSROAD WOOD
DOLPHIN
SOLERAS

RUSTIC

PETRAIA

OUT.20

BLEND / LAB325 / GENT
ATLANTIS / GHOST
NATIVE / UNIKA / RE-WORK
DOLPHIN / SOLERAS / ECO CHIC

OUT.30

LAB325 / TRENTO

DECOR

WIDE&STYLE MINI
PLAY
CROSSROAD BRICK

WALL

DO UP
DO UP TOUCH

SOLUTIONS

LEVEL
FACTORY

HARDKOLL

COLLANTI E SIGILLANTI

TECH

INFORMAZIONI TECNICHE

SENSI

STATUARIO WHITE LUX

9 mm

60x120	lux rett.	1SL34250	F 72,90
30x120	lux rett.	1SL57250	F 72,90
60x60	lux rett.	1SL01250	F 64,50
30x60	lux rett.	1SL03250	F 61,50

STATUARIO WHITE SABLÈ

9 mm

60x120	SABLÈ rett.	1SR34750	F 54,50
30x120	SABLÈ rett.	1SR57750	F 54,50
60x60	SABLÈ rett.	1SR01750	F 45,90
30x60	SABLÈ rett.	1SR03750	F 42,50

PIETRA GREY LUX


9 mm

60x120	lux rett.	1SL34200	F 72,90
30x120	lux rett.	1SL57200	F 72,90
60x60	lux rett.	1SL01200	F 64,50
30x60	lux rett.	1SL03200	F 61,50

PIETRA GREY SABLÈ

9 mm

60x120	SABLÈ rett.	1SR34700	F 54,50
30x120	SABLÈ rett.	1SR57700	F 54,50
60x60	SABLÈ rett.	1SR01700	F 45,90
30x60	SABLÈ rett.	1SR03700	F 42,50



SENSI

ARABESQUE SILVER LUX


9 mm

60x120	lux rett.	1SL34150	F 72,90
30x120	lux rett.	1SL57150	F 72,90
60x60	lux rett.	1SL01150	F 64,50
30x60	lux rett.	1SL03150	F 61,50

ARABESQUE SILVER SABLÈ

9 mm

60x120	SABLÈ rett.	1SR34650	F 54,50
30x120	SABLÈ rett.	1SR57650	F 54,50
60x60	SABLÈ rett.	1SR01650	F 45,90
30x60	SABLÈ rett.	1SR03650	F 42,50



MARBLE

Index

CONCRETE

BLEND
GHOST
LAB325
CROSSROAD CHALK
DOWNTOWN
DOCKS

SOLID COLOURS

CHROME

METAL

INTERNO 9 WIDE
INTERNO 9

STONE

ATLANTIS
NATIVE
ALPES WIDE
ALPES RAW
MONOLITH
UNIKA
RE-WORK
FOSSIL

MARBLE

SENSI SIGNORIA
SENSI GEMS
SENSI UP

SENSI

GRACE

WOOD

ECO CHIC
NEST
CROSSROAD WOOD
DOLPHIN
SOLERAS

RUSTIC

PETRAIA

OUT.20

BLEND / LAB325 / GENT
ATLANTIS / GHOST
NATIVE / UNIKA / RE-WORK
DOLPHIN / SOLERAS / ECO CHIC

OUT.30

LAB325 / TRENTO

DECOR

WIDE&STYLE MINI
PLAY
CROSSROAD BRICK

WALL

DO UP
DO UP TOUCH

SOLUTIONS

LEVEL
FACTORY

HARDKOLL

COLLANTI E SIGILLANTI

TECH

INFORMAZIONI TECNICHE

SENSI

DECORI DA RIVESTIMENTO - WALL DECORS 9 mm



7x60 4
LIST. CHAINS ORO CALACATTA SEL.
1SL03051 lux PZ 36,90
(Metallo prezioso: Oro - Precious metal: Gold)



7x60 4
LIST. CHAINS ORO PIETRA GREY
1SL03201 lux PZ 36,90
(Metallo prezioso: Oro - Precious metal: Gold)



30x30 4
MOS. DEKOR COLD
1SL09251 lux PZ 35,90



5x30 4
*FASCIA ESSENZE MIX
1R03053 PZ 21,90
(Legno - Wood)




4x30 4
*FASCIA ARDESIA BRONZO
RER09054 rett. PZ 20,90
(Pietra naturale - Natural stone)



4x30 4
*FASCIA ARDESIA GRIGIO
RER09204 rett. PZ 20,90
(Pietra naturale - Natural stone)



1,5x30 4
FASCIA VETRO BRONZO
R1R03157 PZ 22,90
(Vetro e metalli preziosi - Glass and precious metals)



1,5x30 4
FASCIA VETRO PLATINO
R1R03207 PZ 22,90
(Vetro e metalli preziosi - Glass and precious metals)



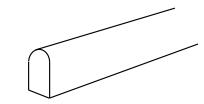
1,5x30 4
FASCIA VETRO ORO
R1R03106 PZ 22,90
(Vetro e metalli preziosi - Glass and precious metals)

* Art. realizzati con materiali naturali
Items produced with natural materials

** Articoli realizzati con metalli preziosi; si consiglia di pulire la superficie senza utilizzare prodotti contenenti sostanze abrasive.
Items produced with precious metals; do not use products containing abrasive substances to clean the surface.

MATITE ALLUMINIO - ALUMINIUM STRIPS

Articoli realizzati in alluminio anodizzato per l'uso a parete, adatti a raccordare piastrelle di diverso spessore (9/7/6 mm). Avvertenze per la posa e la pulizia a pag. 318
Anodized Aluminium strips for use between wall tiles of different thicknesses (9/7/6 mm). Instructions for installation and cleaning page. 318



MATITA ALLUMINIO 0,5x120 4
Parte superiore arrotondata / Rounded top.

MATITA ALLUMINIO
0000086 PZ 20,90

Parte superiore arrotondata e colorata con resine acriliche.
Rounded top colored with acrylic resins.

MATITA ALLUM. ORO
0008535 PZ 27,90

MATITA ALLUM. RAME SCURO
0008534 PZ 27,90

MATITA ALLUM. WHITE
0000087 PZ 27,90

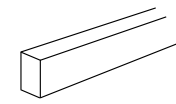
MATITA ALLUM. TERRACOTTA
0008530 PZ 27,90

MATITA ALLUM. BLU
0008532 PZ 27,90

MATITA ALLUM. VERDE
0008531 PZ 27,90

MATITA ALLUM. ARDESIA
0008533 PZ 27,90

MATITA ALLUM. BLACK
0000088 PZ 27,90



MATITA ALLUMINIO 0,5x120 4
Parte superiore piatta colorata in bagno galvanico / Flat top colored in galvanic bath.

MATITA ALLUM. BRONZO
0000557 PZ 34,90

MATITA ALLUM. RAME
0000556 PZ 34,90

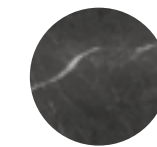



DECORI LUX / DECORATIVE LUX 9 mm	CALACATTA SELECT	SAHARA CREAM	STATUARIO WHITE	PIETRA GREY	ARABESQUE SILVER
MOS. ART lux 30x30 F 252,90 4	1SL09053	1SL09103	1SL09253	1SL09203	1SL09153

DECORI SABLÈ / DECORATIVE SABLÈ	CALACATTA SELECT	SAHARA CREAM	STATUARIO WHITE	PIETRA GREY	ARABESQUE SILVER
MOS. QUADRETTI sablè 30x30 F 101,90 4	1SR09551	1SR09601	1SR09751	1SR09701	1SR09651
MOS. CHEVRON sablè 30x30 F 119,90 4	1SR09552	1SR09602	1SR09752	1SR09702	1SR09652

SENSI

MARBLE



PEZZI SPECIALI / SPECIAL TRIMS 9 mm	CALACATTA SELECT	SAHARA CREAM	STATUARIO WHITE	PIETRA GREY	ARABESQUE SILVER
LONDON lux 4x30 PZ 17,90 4	1SL11051	1SL11101	1SL11251	1SL11201	1SL11151
ANG. LONDON lux 4x3 PZ 20,90 2	1SL11052	1SL11102	1SL11252	1SL11202	1SL11152
RACCORDO lux 1,2x30 PZ 12,90 4	1SL11053	1SL11103	1SL11253	1SL11203	1SL11153
BATTISCOPA rett. 5,5x60 PZ 8,90 10	LUX 1SL01051 SABLÈ 1SR01551	LUX 1SL01101 SABLÈ 1SR01601	LUX 1SL01251 SABLÈ 1SR01751	LUX 1SL01201 SABLÈ 1SR01701	LUX 1SL01151 SABLÈ 1SR01651
GRADONE TOP rett. 32x120x4,5x2 PZ 182,90 1	LUX 1SL34051 SABLÈ 1SR34551	LUX 1SL34101 SABLÈ 1SR34601	LUX 1SL34251 SABLÈ 1SR34751	LUX 1SL34201 SABLÈ 1SR34701	LUX 1SL34151 SABLÈ 1SR34651
ANGOLARE TOP SX 32x120x4,5x2 PZ 208,90 1	LUX 1SL34052 SABLÈ 1SR34552	LUX 1SL34102 SABLÈ 1SR34602	LUX 1SL34252 SABLÈ 1SR34752	LUX 1SL34202 SABLÈ 1SR34702	LUX 1SL34152 SABLÈ 1SR34652
ANGOLARE TOP DX 32x120x4,5x2 PZ 208,90 1	LUX 1SL34053 SABLÈ 1SR34553	LUX 1SL34103 SABLÈ 1SR34603	LUX 1SL34253 SABLÈ 1SR34753	LUX 1SL34203 SABLÈ 1SR34703	LUX 1SL34153 SABLÈ 1SR34653

GRES PORCELLANATO A MASSA COLORATA FULL BODY COLORED PORCELAIN

Classificazione secondo norme UNI EN 14411 (ISO 13006) Allegato G-Gruppo Bla GL
Classification in accordance with UNI EN 14411 (ISO 13006) Annex G-Group Bla GL



PROPRIETÀ FISICO-CHIMICHE PHYSICAL-CHEMICAL PROPERTIES	NORMA NORM	VALORE PRESCRITTO DALLE NORME VALUE PRESCRIBED FROM THE NORMS	VAL / VALUE SENSI SABLÈ
RESISTENZA ALLO SCIVOLAMENTO SLIP RESISTANCE	B.C.R.A. C.A.	μ 0,19 SCIVOLOSITÀ PERICOLOSA - DANGEROUSLY SLIPPERY 0,20 < μ < 0,39 SCIVOLOSITÀ ECCESSIVA - EXCESSIVELY SLIPPERY 0,40 < μ < 0,74 ATRIBITO SODDISFACENTE - SATISFACTORY GRIP μ 0,75 ATRIBITO ECCELLENTE - EXCELLENT GRIP	> 0,40
	B.C.R.A. G.B.		> 0,40
	ASTM C 1028 (S.C.O.F.)	SLIP RESISTANT (> 0,60)	> 0,60 DRY > 0,60 WET
	DIN 51130	IN FUNZIONE DELL'AMBIENTE O DELLA ZONA DI LAVORO BASING ON THE ENVIRONMENT OR THE WORKING AREA	R10
	DIN 51097	-	A+B
ANSI A 137-1:2012 (D.C.O.F.)	$\geq 0,42$	> 0,42	

Index

CONCRETE

BLEND
GHOST
LAB325
CROSSROAD CHALK
DOWNTOWN
DOCKS

SOLID COLOURS

CHROME

METAL

INTERNO 9 WIDE
INTERNO 9

STONE

ATLANTIS
NATIVE
ALPES WIDE
ALPES RAW
MONOLITH
UNIKA
RE-WORK
FOSSIL

MARBLE

SENSI SIGNORIA
SENSI GEMS
SENSI UP

SENSI

GRACE

WOOD

ECO CHIC
NEST
CROSSROAD WOOD
DOLPHIN
SOLERAS

RUSTIC

PETRAIA

OUT.20

BLEND / LAB325 / GENT
ATLANTIS / GHOST
NATIVE / UNIKA / RE-WORK
DOLPHIN / SOLERAS / ECO CHIC

OUT.30

LAB325 / TRENTO

DECOR

WIDE&STYLE MINI
PLAY
CROSSROAD BRICK

WALL

DO UP
DO UP TOUCH

SOLUTIONS

LEVEL
FACTORY

HARDKOLL

COLLANTI E SIGILLANTI

TECH

INFORMAZIONI TECNICHE

GRACE

GRES PORCELLANATO / PORCELAIN TILES	
10 mm 60x60 lapp. extra	
	ALABASTRO
	PULPIS GRIGIO
	STATUARIO



GRACE


MARBLE

ALABASTRO




◆ 60x60 lapp. extra rett. **GRL01100** F 59,50

PULPIS GRIGIO




◆ 60x60 lapp. extra rett. **GRL01200** F 59,50

STATUARIO



◆ 60x60 lapp. extra rett. **GRL01050** F 59,50



◆ 60x60  2
DEC. INTARSIO ALABASTRO
GRL01102 rett. PZ 199,90
(ALABASTRO - SOLERAS AVANA)



◆ 60x60  2
DEC. INTARSIO PULPIS GRIGIO
GRL01202 rett. PZ 199,90
(PULPIS GRIGIO - SOLERAS GRIGIO)



◆ 60x60  2
DEC. INTARSIO STATUARIO
GRL01052 rett. PZ 199,90
(STATUARIO - SOLERAS GRIGIO)

PEZZI SPECIALI / SPECIAL TRIMS	ALABASTRO	PULPIS GRIGIO	STATUARIO
 BATTISCOPA 6,5x60 ◆ PZ 8,90  10	GRL01101	GRL01201	GRL01051

GRES PORCELLANATO PORCELAIN TILES

Classificazione secondo norme UNI EN 14411 (ISO 13006) Allegato G-Gruppo Bla GL
Classification in accordance with UNI EN 14411 (ISO 13006) Annex G-Group Bla GL



◆ LAPPATO EXTRA

È un trattamento protettivo brevettato specifico per superfici ceramiche lappate a campo pieno realizzato con tecnologia e materiali di ultima generazione. Applica una protezione invisibile che lascia inalterate nel tempo le caratteristiche estetiche del prodotto e l'elevato grado di lucentezza. È resistente alle macchie ed allo sporco.

Si pulisce con grande facilità e non richiede particolare manutenzione.

La manutenzione ordinaria deve essere eseguita con prodotti neutri, privi di cere o patine lucidanti, per non togliere al pavimento l'originale lucentezza derivata dal trattamento.

It's a patented protective treatment for specific glossy polished ceramic surfaces realized with the latest technology and materials.

Applies an invisible protection that maintains the aesthetic characteristics of the product and leaves the high glossy effect. It's stains and dirt resistant.

Easy to clean and requires no special maintenance.

The ordinary maintenance must be realized with neutral, wax or polishing glaze free products, in order to preserve the original surface glossiness derived from the treatment.

Index

CONCRETE

BLEND
GHOST
LAB325
CROSSROAD CHALK
DOWNTOWN
DOCKS

SOLID COLOURS

CHROME

METAL

INTERNO 9 WIDE
INTERNO 9

STONE

ATLANTIS
NATIVE
ALPES WIDE
ALPES RAW
MONOLITH
UNIKA
RE-WORK
FOSSIL

MARBLE

SENSI SIGNORIA
SENSI GEMS
SENSI UP
SENSI

GRACE

WOOD

ECO CHIC
NEST
CROSSROAD WOOD
DOLPHIN
SOLERAS

RUSTIC

PETRAIA

OUT.20

BLEND / LAB325 / GENT
ATLANTIS / GHOST
NATIVE / UNIKA / RE-WORK
DOLPHIN / SOLERAS / ECO CHIC

OUT.30

LAB325 / TRENTO

DECOR

WIDE&STYLE MINI
PLAY
CROSSROAD BRICK

WALL

DO UP
DO UP TOUCH

SOLUTIONS

LEVEL
FACTORY

HARDKOLL

COLLANTI E SIGILLANTI

TECH

INFORMAZIONI TECNICHE

ECO CHIC

GRES PORCELLANATO A MASSA COLORATA FULL BODY COLORED PORCELAIN	
9 mm	20 mm
20x170 nat.	30x180 R11
20x120 nat.	
	ALMOND
	NATURALE
	AVANA
	BROWN

WOOD

Index

CONCRETE

BLEND
GHOST
LAB325
CROSSROAD CHALK
DOWNTOWN
DOCKS

SOLID COLOURS

CHROME

METAL

INTERNO 9 WIDE
INTERNO 9

STONE

ATLANTIS
NATIVE
ALPES WIDE
ALPES RAW
MONOLITH
UNIKA
RE-WORK
FOSSIL

MARBLE

SENSI SIGNORIA
SENSI GEMS
SENSI UP
SENSI
GRACE

WOOD

ECO CHIC

NEST
CROSSROAD WOOD
DOLPHIN
SOLERAS

RUSTIC

PETRAIA

OUT.20

BLEND / LAB325 / GENT
ATLANTIS / GHOST
NATIVE / UNIKA / RE-WORK
DOLPHIN / SOLERAS / ECO CHIC

OUT.30

LAB325 / TRENTO

DECOR

WIDE&STYLE MINI
PLAY
CROSSROAD BRICK

WALL

DO UP
DO UP TOUCH

SOLUTIONS

LEVEL
FACTORY

HARDKOLL

COLLANTI E SIGILLANTI

TECH

INFORMAZIONI TECNICHE



ECO CHIC

ALMOND

9 mm

20x170	nat rett.	0006390	F 67,90
20x120	nat rett.	0004938	F 47,50



NATURALE

9 mm

20x170	nat rett.	0005050	F 67,90
20x120	nat rett.	0004939	F 47,50



ECO CHIC

AVANA

9 mm

20x170	nat rett.	0005051	F 67,90
20x120	nat rett.	0004940	F 47,50



BROWN

9 mm

20x170	nat rett.	0006391	F 67,90
20x120	nat rett.	0004941	F 47,50



WOOD

Index

CONCRETE

BLEND
GHOST
LAB325
CROSSROAD CHALK
DOWNTOWN
DOCKS

SOLID COLOURS

CHROME

METAL

INTERNO 9 WIDE
INTERNO 9

STONE

ATLANTIS
NATIVE
ALPES WIDE
ALPES RAW
MONOLITH
UNIKA
RE-WORK
FOSSIL

MARBLE

SENSI SIGNORIA
SENSI GEMS
SENSI UP
SENSI
GRACE

WOOD

ECO CHIC

NEST
CROSSROAD WOOD
DOLPHIN
SOLERAS

RUSTIC

PETRAIA

OUT.20

BLEND / LAB325 / GENT
ATLANTIS / GHOST
NATIVE / UNIKA / RE-WORK
DOLPHIN / SOLERAS / ECO CHIC

OUT.30

LAB325 / TRENTO

DECOR

WIDE&STYLE MINI
PLAY
CROSSROAD BRICK

WALL

DO UP
DO UP TOUCH

SOLUTIONS

LEVEL
FACTORY

HARDKOLL

COLLANTI E SIGILLANTI

TECH

INFORMAZIONI TECNICHE



floor
ECO CHIC AVANA 20x170 nat. rett.
ECO CHIC AVANA OUT.20 30x180 rett.

DECORI DA RIVESTIMENTO - WALL DECORS 9 mm

5x60 4 0006775 LIST. AVIO rett. Lucido / Glossy PZ 17,90	5x60 4 0006776 LIST. PHARD rett. Lucido / Glossy PZ 17,90	5x60 4 0006777 LIST. SENAPE rett. Lucido / Glossy PZ 17,90

MATITE ALLUMINIO - ALUMINIUM STRIPS

Articoli realizzati in alluminio anodizzato per l'uso a parete, adatti a raccordare piastrelle di diverso spessore (9/7/6 mm). Avvertenze per la posa e la pulizia a pag. 318
Anodized Aluminium strips for use between wall tiles of different thicknesses (9/7/6 mm). Instructions for installation and cleaning page. 318

MATITA ALLUMINIO 0,5x120 4 Parte superiore arrotondata / Rounded top. 0000086 PZ 20,90	MATITA ALLUM. WHITE 0000087 PZ 27,90	MATITA ALLUMINIO 0,5x120 4 Parte superiore piatta colorata in bagno galvanico / Flat top colored in galvanic bath. 0000557 PZ 34,90
	MATITA ALLUM. TERRACOTTA 0008530 PZ 27,90	
	MATITA ALLUM. BLU 0008532 PZ 27,90	
	MATITA ALLUM. VERDE 0008531 PZ 27,90	
	MATITA ALLUM. ARDESIA 0008533 PZ 27,90	
	MATITA ALLUM. ORO 0008535 PZ 27,90	
	MATITA ALLUM. RAME SCURO 0008534 PZ 27,90	
	MATITA ALLUM. RAME 0000556 PZ 34,90	
	MATITA ALLUM. BLACK 0000088 PZ 27,90	

OUT.20 R11 20 mm

30x180 1 NATURALE 0006377 nat. rett. F 98,50		30x180 1 AVANA 0006378 nat. rett. F 98,50	

Per la serie completa vedi pag. 254
For the complete collection see page 254

DECORI / DECORATIVE 9 mm				
	ALMOND	NATURALE	AVANA	BROWN
MIX SIZES rett. 30x60 6 F 74,90 Pcs 5x60 6 box: 10x60 6 15x60 6	0006771	0006772	0006773	0006774

PEZZI SPECIALI / SPECIAL TRIMS 9 mm	ALMOND	NATURALE	AVANA	BROWN
	0004946	0004947	0004948	0004949
	0006662	0006663	0006664	0006665
	0006666	0006667	0006668	0006669
	0006670	0006671	0006672	0006673

GRES PORCELLANATO A MASSA COLORATA FULL BODY COLORED PORCELAIN

Classificazione secondo norme UNI EN 14411 (ISO 13006) Allegato G Gruppo Bla GL
Classification in accordance with UNI EN 14411 (ISO 13006) Annex G-Group Bla GL




PROPRIETÀ FISICO-CHIMICHE PHYSICAL-CHEMICAL PROPERTIES	NORMA NORM	VALORE PRESCRITTO DALLE NORME VALUE PRESCRIBED FROM THE NORMS	VAL. / VALUE ECO CHIC NAT.	VAL. / VALUE ECO CHIC OUT.20
RESISTENZA ALLO SCIVOLAMENTO SLIP RESISTANCE	B.C.R.A. C.A.	$\mu > 0,19$ SCIVOLOSITÀ PERICOLOSA - DANGEROUSLY SLIPPERY $0,20 < \mu < 0,39$ SCIVOLOSITÀ ECCESSIVA - EXCESSIVELY SLIPPERY $0,40 < \mu < 0,74$ ATRITO SODDISFACENTE - SATISFACTORY GRIP $\mu > 0,75$ ATRITO ECCELLENTE - EXCELLENT GRIP	> 0,40	> 0,40
	B.C.R.A. G.B.		> 0,40	> 0,40
	ASTM C 1028 (S.C.O.F.)	SLIP RESISTANT (> 0,60)	> 0,60 DRY > 0,60 WET	> 0,60 DRY > 0,60 WET
	DIN 51130	IN FUNZIONE DELL'AMBIENTE O DELLA ZONA DI LAVORO BASING ON THE ENVIRONMENT OR THE WORKING AREA	R10	R11
	DIN 51097	-	A+B	A+B+C
ANSI A 137-1:2012 [D.C.O.F.]		$\geq 0,42$	> 0,42	> 0,42

CONCRETE	BLEND GHOST LAB325 CROSSROAD CHALK DOWNTOWN DOCKS
SOLID COLOURS	CHROME
METAL	INTERNO 9 WIDE INTERNO 9
STONE	ATLANTIS NATIVE ALPES WIDE ALPES RAW MONOLITH UNIKA RE-WORK FOSSIL
MARBLE	SENSI SIGNORIA SENSI GEMS SENSI UP SENSI GRACE
WOOD	ECO CHIC NEST CROSSROAD WOOD DOLPHIN SOLERAS
RUSTIC	PETRAIA
OUT.20	BLEND / LAB325 / GENT ATLANTIS / GHOST NATIVE / UNIKA / RE-WORK DOLPHIN / SOLERAS / ECO CHIC
OUT.30	LAB325 / TRENTO
DECOR	WIDE&STYLE MINI PLAY CROSSROAD BRICK
WALL	DO UP DO UP TOUCH
SOLUTIONS	LEVEL FACTORY
HARDKOLL	COLLANTI E SIGILLANTI
TECH	INFORMAZIONI TECNICHE

THE PERFECT COMBO

DALLA CONSULTAZIONE DELLA MATERIOTECA ABK, NASCE LA NUOVA SEZIONE DEDICATA AGLI ABBINAMENTI CHE VALORIZZANO LE SUPERFICI DELLE PRINCIPALI COLLEZIONI.

THE NEW SECTION EXPLORES THE DIFFERENT WAYS IN WHICH ABK MATERIALS CAN BE COORDINATED TO ENHANCE THE SURFACES OF THE MAIN COLLECTIONS.



Index

CONCRETE

- BLEND
- GHOST
- LAB325
- CROSSROAD CHALK
- DOWNTOWN
- DOCKS

SOLID COLOURS

- CHROME

METAL

- INTERNO 9 WIDE
- INTERNO 9

STONE

- ATLANTIS
- NATIVE
- ALPES WIDE
- ALPES RAW
- MONOLITH
- UNIKA
- RE-WORK
- FOSSIL

MARBLE

- SENSI SIGNORIA
- SENSI GEMS
- SENSI UP
- SENSI
- GRACE

WOOD

- ECO CHIC**
- NEST
- CROSSROAD WOOD
- DOLPHIN
- SOLERAS
- PETRAIA

RUSTIC

OUT.20

- BLEND / LAB325 / GENT
- ATLANTIS / GHOST
- NATIVE / UNIKA / RE-WORK
- DOLPHIN / SOLERAS / ECO CHIC

OUT.30

- LAB325 / TRENTO

DECOR

- WIDE&STYLE MINI
- PLAY
- CROSSROAD BRICK

WALL

- DO UP
- DO UP TOUCH

SOLUTIONS

- LEVEL
- FACTORY

HARDKOLL

- COLLANTI E SIGILLANTI

TECH

- INFORMAZIONI TECNICHE

NEST

GRES PORCELLANATO / PORCELAIN TILES	
9 mm	
20x170	nat.
20x120	nat.
	BEIGE
	OAK
	TAUPE
	BLUE

WOOD

Index

CONCRETE

BLEND
GHOST
LAB325
CROSSROAD CHALK
DOWNTOWN
DOCKS

SOLID COLOURS

CHROME

METAL

INTERNO 9 WIDE
INTERNO 9

STONE

ATLANTIS
NATIVE
ALPES WIDE
ALPES RAW
MONOLITH
UNIKA
RE-WORK
FOSSIL

MARBLE

SENSI SIGNORIA
SENSI GEMS
SENSI UP
SENSI
GRACE

WOOD

ECO CHIC

NEST

CROSSROAD WOOD
DOLPHIN
SOLERAS

RUSTIC

PETRAIA

OUT.20

BLEND / LAB325 / GENT
ATLANTIS / GHOST
NATIVE / UNIKA / RE-WORK
DOLPHIN / SOLERAS / ECO CHIC

OUT.30

LAB325 / TRENTO

DECOR

WIDE&STYLE MINI
PLAY
CROSSROAD BRICK

WALL

DO UP
DO UP TOUCH

SOLUTIONS

LEVEL
FACTORY

HARDKOLL

COLLANTI E SIGILLANTI

TECH

INFORMAZIONI TECNICHE



NEST

BEIGE

9 mm

20x170	nat rett.	0002731	F 67,90
20x120	nat rett.	0002739	F 47,50



OAK

9 mm

20x170	nat rett.	0002733	F 67,90
20x120	nat rett.	0002741	F 47,50



NEST

TAUPE

9 mm

20x170	nat rett.	0002732	F 67,90
20x120	nat rett.	0002740	F 47,50



BLUE

9 mm

20x170	nat rett.	0003273	F 67,90
20x120	nat rett.	0003224	F 47,50



WOOD

Index

CONCRETE

BLEND
GHOST
LAB325
CROSSROAD CHALK
DOWNTOWN
DOCKS

SOLID COLOURS

CHROME

METAL

INTERNO 9 WIDE
INTERNO 9

STONE

ATLANTIS
NATIVE
ALPES WIDE
ALPES RAW
MONOLITH
UNIKA
RE-WORK
FOSSIL

MARBLE

SENSI SIGNORIA
SENSI GEMS
SENSI UP
SENSI
GRACE

WOOD

ECO CHIC

NEST

CROSSROAD WOOD
DOLPHIN
SOLERAS

RUSTIC

PETRAIA

OUT.20

BLEND / LAB325 / GENT
ATLANTIS / GHOST
NATIVE / UNIKA / RE-WORK
DOLPHIN / SOLERAS / ECO CHIC

OUT.30

LAB325 / TRENTO

DECOR

WIDE&STYLE MINI
PLAY
CROSSROAD BRICK

WALL

DO UP
DO UP TOUCH

SOLUTIONS

LEVEL
FACTORY

HARDKOLL

COLLANTI E SIGILLANTI

TECH

INFORMAZIONI TECNICHE



PEZZI SPECIALI / SPECIAL TRIMS 9 mm	BEIGE	OAK	TAUPE	BLUE
BATTISCOPA 6,5x120 PZ 10,90 6	0003227	0003229	0003228	0003230
GRADONE TOP rett. 32x120x4,5x2 PZ 172,90 1	0003232	0003234	0003233	0003235
ANGOLARE TOP SX 32x120x4,5x2 PZ 198,90 1	0003237	0003239	0003238	0003240
ANGOLARE TOP DX 32x120x4,5x2 PZ 198,90 1	0003242	0003244	0003243	0003245

GRES PORCELLANATO PORCELAIN TILES

Classificazione secondo norme UNI EN 14411 (ISO 13006) Allegato G-Gruppo B1a
Classification in accordance with UNI EN 14411 (ISO 13006) Annex G-Group B1a




PROPRIETÀ FISICO-CHIMICHE PHYSICAL-CHEMICAL PROPERTIES	NORMA NORM	VALORE PRESCRITTO DALLE NORME VALUE PRESCRIBED FROM THE NORMS	VAL. / VALUE NEST NAT.
	B.C.R.A. C.A.	$\mu > 0,19$ SCIVOLosità PERICOLOSA - DANGEROUSLY SLIPPERY $0,20 < \mu < 0,39$ SCIVOLosità ECCESSIVA - EXCESSIVELY SLIPPERY	> 0,40
	B.C.R.A. G.B.	$0,40 < \mu < 0,74$ ATTRITO SODDISFACENTE - SATISFACTORY GRIP $\mu > 0,75$ ATTRITO ECCELLENTE - EXCELLENT GRIP	> 0,40
RESISTENZA ALLO SCIVOLAMENTO SLIP RESISTANCE	ASTM C 1028 [S.C.O.F.]	SLIP RESISTANT (> 0,60)	> 0,60 DRY > 0,60 WET
	DIN 51130	IN FUNZIONE DELL'AMBIENTE O DELLA ZONA DI LAVORO BASING ON THE ENVIRONMENT OR THE WORKING AREA	R10
	DIN 51097	-	A
	ANSI A 137-1:2012 [D.C.O.F.]	$\geq 0,42$	> 0,42

THE PERFECT COMBO

DALLA CONSULTAZIONE DELLA MATERIOTECA ABK, NASCE LA NUOVA SEZIONE DEDICATA AGLI ABBINAMENTI CHE VALORIZZANO LE SUPERFICI DELLE PRINCIPALI COLLEZIONI.

THE NEW SECTION EXPLORES THE DIFFERENT WAYS IN WHICH ABK MATERIALS CAN BE COORDINATED TO ENHANCE THE SURFACES OF THE MAIN COLLECTIONS.



CONCRETE

- BLEND
- GHOST
- LAB325
- CROSSROAD CHALK
- DOWNTOWN
- DOCKS

SOLID COLOURS

- CHROME

METAL

- INTERNO 9 WIDE
- INTERNO 9

STONE

- ATLANTIS
- NATIVE
- ALPES WIDE
- ALPES RAW
- MONOLITH
- UNIKA
- RE-WORK
- FOSSIL

MARBLE

- SENSI SIGNORIA
- SENSI GEMS
- SENSI UP
- SENSI GRACE

WOOD

- ECO CHIC

NEST

- CROSSROAD WOOD
- DOLPHIN
- SOLERAS

RUSTIC

- PETRAIA

OUT.20

- BLEND / LAB325 / GENT
- ATLANTIS / GHOST
- NATIVE / UNIKA / RE-WORK
- DOLPHIN / SOLERAS / ECO CHIC

OUT.30

- LAB325 / TRENTO

DECOR

- WIDE&STYLE MINI PLAY
- CROSSROAD BRICK

WALL

- DO UP
- DO UP TOUCH

SOLUTIONS

- LEVEL
- FACTORY

HARDKOLL

- COLLANTI E SIGILLANTI

TECH

- INFORMAZIONI TECNICHE

CROSSROAD WOOD

GRES PORCELLANATO / PORCELAIN TILES	
7 mm 26x200 nat.	9 mm 20x120 nat.
 WHITE  SAND  GREY  COAL  TAN  AMBER	

WOOD

Index

CONCRETE

BLEND
GHOST
LAB325
CROSSROAD CHALK
DOWNTOWN
DOCKS

SOLID COLOURS

CHROME

METAL

INTERNO 9 WIDE
INTERNO 9

STONE

ATLANTIS
NATIVE
ALPES WIDE
ALPES RAW
MONOLITH
UNIKA
RE-WORK
FOSSIL

MARBLE

SENSI SIGNORIA
SENSI GEMS
SENSI UP
SENSI
GRACE

WOOD

ECO CHIC
NEST

CROSSROAD WOOD

DOLPHIN
SOLERAS

RUSTIC

PETRAIA

OUT.20

BLEND / LAB325 / GENT
ATLANTIS / GHOST
NATIVE / UNIKA / RE-WORK
DOLPHIN / SOLERAS / ECO CHIC

OUT.30

LAB325 / TRENTO

DECOR

WIDE&STYLE MINI
PLAY
CROSSROAD BRICK

WALL

DO UP
DO UP TOUCH

SOLUTIONS

LEVEL
FACTORY

HARDKOLL

COLLANTI E SIGILLANTI

TECH

INFORMAZIONI TECNICHE



CROSSROAD WOOD

WHITE

7 mm			
26x200	nat rett.	0000538	F 74,50
9 mm			
* 20x120	nat rett.	0000543	F 47,50



SAND

7 mm			
26x200	nat rett.	0000539	F 74,50
9 mm			
* 20x120	nat rett.	0000544	F 47,50



CROSSROAD WOOD

GREY

7 mm			
26x200	nat rett.	0000558	F 74,50
9 mm			
* 20x120	nat rett.	0000559	F 47,50



COAL

7 mm			
26x200	nat rett.	0000542	F 74,50
9 mm			
* 20x120	nat rett.	0000547	F 47,50



* Fino ad esaurimento scorte l' art. verrà consegnato a spessore 7 mm. The item will be delivered 7 mm thick until stocks are exhausted.

WOOD

Index

CONCRETE

BLEND
GHOST
LAB325
CROSSROAD CHALK
DOWNTOWN
DOCKS

SOLID COLOURS

CHROME

METAL

INTERNO 9 WIDE
INTERNO 9

STONE

ATLANTIS
NATIVE
ALPES WIDE
ALPES RAW
MONOLITH
UNIKA
RE-WORK
FOSSIL

MARBLE

SENSI SIGNORIA
SENSI GEMS
SENSI UP
SENSI
GRACE

WOOD

ECO CHIC
NEST

CROSSROAD WOOD

DOLPHIN
SOLERAS

RUSTIC

PETRAIA

OUT.20

BLEND / LAB325 / GENT
ATLANTIS / GHOST
NATIVE / UNIKA / RE-WORK
DOLPHIN / SOLERAS / ECO CHIC

OUT.30

LAB325 / TRENTO

DECOR

WIDE&STYLE MINI
PLAY
CROSSROAD BRICK

WALL

DO UP
DO UP TOUCH

SOLUTIONS

LEVEL
FACTORY

HARDKOLL

COLLANTI E SIGILLANTI

TECH

INFORMAZIONI TECNICHE

CROSSROAD WOOD

AMBER

7 mm			
26x200	nat rett.	0000540	F 74,50
9 mm			
* 20x120	nat rett.	0000545	F 47,50



TAN

7 mm			
26x200	nat rett.	0000541	F 74,50
9 mm			
* 20x120	nat rett.	0000546	F 47,50



* Fino ad esaurimento scorte l' art. verrà consegnato a spessore 7 mm. The item will be delivered 7 mm thick until stocks are exhausted.

CROSSROAD WOOD

WOOD

DECORI / DECORATIVE 7 mm		WHITE	SAND	GREY	COAL	AMBER	TAN
	* TRAPEZIO 60x30x30 rett. F 172,90 ⌀ 4 = 0,46 MQ	0001097	0001098	0001102	0001101	0001099	0001100
	* ROMBO 30 30x30 rett. F 172,90 ⌀ 7 = 0,54 MQ	0001103	0001104	0001108	0001107	0001105	0001106
PEZZI SPECIALI / SPECIAL TRIMS		WHITE	SAND	GREY	COAL	AMBER	TAN
	* BATTISCOPA rett. 6,5x120 PZ 10,90 ⌀ 6	0001258	0001262	0001298	0001297	0001295	0001296
	* GRADONE TOP rett. 32x120x4,5x1,5 PZ 172,90 ⌀ 1	0001299	0001300	0001304	0001303	0001301	0001302
	* ANGOLARE TOP SX 32x120x4,5x1,5 PZ 198,90 ⌀ 1	0001305	0001306	0001310	0001309	0001307	0001308
	* ANGOLARE TOP DX 32x120x4,5x1,5 PZ 198,90 ⌀ 1	0001311	0001312	0001316	0001315	0001313	0001314

* Fino ad esaurimento scorte l' art. verrà consegnato a spessore 7 mm. The item will be delivered 7 mm thick until stocks are exhausted.

GRES PORCELLANATO PORCELAIN TILES

Classificazione secondo norme UNI EN 14411 (ISO 13006) Allegato G-Gruppo B1a GL
Classification in accordance with UNI EN 14411 (ISO 13006) Annex G-Group B1a GL



PROPRIETÀ FISICO-CHIMICHE PHYSICAL-CHEMICAL PROPERTIES	NORMA NORM	VALORE PRESCRITTO DALLE NORME VALUE PRESCRIBED FROM THE NORMS	VAL. / VALUE CROSSROAD WOOD NAT.
RESISTENZA ALLO SCIVOLAMENTO SLIP RESISTANCE	B.C.R.A. C.A.	μ 0,19 SCIVOLOSITÀ PERICOLOSA - DANGEROUSLY SLIPPERY $0,20 < \mu < 0,39$ SCIVOLOSITÀ ECCESSIVA - EXCESSIVELY SLIPPERY $0,40 < \mu < 0,74$ ATRITO SODDISFACENTE - SATISFACTORY GRIP μ 0,75 ATRITO ECCELLENTE - EXCELLENT GRIP	> 0,40
	B.C.R.A. G.B.		> 0,40
	ASTM C 1028 (S.C.O.F.)	SLIP RESISTANT (> 0,60)	> 0,60 DRY > 0,60 WET
	DIN 51130	IN FUNZIONE DELL'AMBIENTE O DELLA ZONA DI LAVORO BASING ON THE ENVIRONMENT OR THE WORKING AREA	R10
	DIN 51097	-	A
	ANSI A 137-1:2012 (D.C.O.F.)	≥ 0,42	> 0,42

Index

CONCRETE

BLEND
GHOST
LAB325
CROSSROAD CHALK
DOWNTOWN
DOCKS

SOLID COLOURS

CHROME

METAL

INTERNO 9 WIDE
INTERNO 9

STONE

ATLANTIS
NATIVE
ALPES WIDE
ALPES RAW
MONOLITH
UNIKA
RE-WORK
FOSSIL

MARBLE

SENSI SIGNORIA
SENSI GEMS
SENSI UP
SENSI
GRACE

WOOD

ECO CHIC
NEST

CROSSROAD WOOD

DOLPHIN
SOLERAS

RUSTIC

PETRAIA

OUT.20

BLEND / LAB325 / GENT
ATLANTIS / GHOST
NATIVE / UNIKA / RE-WORK
DOLPHIN / SOLERAS / ECO CHIC

OUT.30

LAB325 / TRENTO

DECOR

WIDE&STYLE MINI
PLAY
CROSSROAD BRICK

WALL

DO UP
DO UP TOUCH

SOLUTIONS

LEVEL
FACTORY

HARDKOLL

COLLANTI E SIGILLANTI

TECH

INFORMAZIONI TECNICHE

CROSSROAD WOOD

THE PERFECT COMBO



DALLA CONSULTAZIONE DELLA MATERIOTECA ABK, NASCE LA NUOVA SEZIONE DEDICATA AGLI ABBINAMENTI CHE VALORIZZANO LE SUPERFICI DELLE PRINCIPALI COLLEZIONI.

THE NEW SECTION EXPLORES THE DIFFERENT WAYS IN WHICH ABK MATERIALS CAN BE COORDINATED TO ENHANCE THE SURFACES OF THE MAIN COLLECTIONS.

	LAB325	CROSSROAD CHALK	INTERNO 9	ALPES	SENSI UP
WHITE	TAUPE	WHITE	SILVER	SAND	ONICE BEIGE
SAND	TAUPE	SAND	DARK	SAND	CALACATTA GOLD
GREY	TAUPE	GREY	SILVER	IVORY	STATUARIO VERSILIA
COAL	PEARL	COAL	PEARL	LEAD	GRAND ANTIQUE
AMBER	PEPPER	COAL	RUST	SAND	STATUARIO ULTRA
TAN	ASH	WHITE	DARK	GREY	CALACATTA GOLD
	CHROME				
	WHITE	BLACK			

CROSSROAD WOOD

WOOD



Index

CONCRETE

- BLEND
- GHOST
- LAB325
- CROSSROAD CHALK
- DOWNTOWN
- DOCKS

SOLID COLOURS

- CHROME

METAL

- INTERNO 9 WIDE
- INTERNO 9

STONE

- ATLANTIS
- NATIVE
- ALPES WIDE
- ALPES RAW
- MONOLITH
- UNIKA
- RE-WORK
- FOSSIL

MARBLE

- SENSI SIGNORIA
- SENSI GEMS
- SENSI UP
- SENSI GRACE

WOOD

- ECO CHIC
- NEST
- CROSSROAD WOOD**
- DOLPHIN
- SOLERAS

RUSTIC

- PETRAIA

OUT.20

- BLEND / LAB325 / GENT
- ATLANTIS / GHOST
- NATIVE / UNIKA / RE-WORK
- DOLPHIN / SOLERAS / ECO CHIC

OUT.30

- LAB325 / TRENTO

DECOR

- WIDE&STYLE MINI
- PLAY
- CROSSROAD BRICK

WALL

- DO UP
- DO UP TOUCH

SOLUTIONS

- LEVEL
- FACTORY

HARDKOLL

- COLLANTI E SIGILLANTI

TECH

- INFORMAZIONI TECNICHE

DOLPHIN

GRES PORCELLANATO A MASSA COLORATA FULL BODY COLORED PORCELAIN	
9 mm	20 mm
40x170 nat.	30x120 R11
20x170 nat.	
20x120 nat. / R11	

	MILK		CLAY		OAK		MOON
	GREY		COAL				



WOOD

Index

CONCRETE	BLEND GHOST LAB325 CROSSROAD CHALK DOWNTOWN DOCKS
SOLID COLOURS	CHROME
METAL	INTERNO 9 WIDE INTERNO 9
STONE	ATLANTIS NATIVE ALPES WIDE ALPES RAW MONOLITH UNIKA RE-WORK FOSSIL
MARBLE	SENSI SIGNORIA SENSI GEMS SENSI UP SENSI GRACE
WOOD	ECO CHIC NEST CROSSROAD WOOD DOLPHIN SOLERAS
RUSTIC	PETRAIA
OUT.20	BLEND / LAB325 / GENT ATLANTIS / GHOST NATIVE / UNIKA / RE-WORK DOLPHIN / SOLERAS / ECO CHIC
OUT.30	LAB325 / TRENTO
DECOR	WIDE&STYLE MINI PLAY CROSSROAD BRICK
WALL	DO UP DO UP TOUCH
SOLUTIONS	LEVEL FACTORY
HARDKOLL	COLLANTI E SIGILLANTI
TECH	INFORMAZIONI TECNICHE

DOLPHIN

MILK

9 mm

40x170	nat rett.	DPR5605A	F 67,90
20x170	nat rett.	DPR5505A	F 67,90
20x120	nat rett.	DPR35050	F 47,50



CLAY

9 mm

40x170	nat rett.	DPR5610A	F 67,90
20x170	nat rett.	DPR5510A	F 67,90
20x120	nat rett.	DPR35100	F 47,50



DOLPHIN

OAK

9 mm

40x170	nat rett.	DPR5615A	F 67,90
20x170	nat rett.	DPR5516A	F 67,90
20x120	nat rett.	DPR35150	F 47,50



MOON

9 mm

40x170	nat rett.	DPR5620A	F 67,90
20x170	nat rett.	DPR5520A	F 67,90
20x120	nat rett.	DPR35200	F 47,50



WOOD

Index

CONCRETE

BLEND
GHOST
LAB325
CROSSROAD CHALK
DOWNTOWN
DOCKS

SOLID COLOURS

CHROME

METAL

INTERNO 9 WIDE
INTERNO 9

STONE

ATLANTIS
NATIVE
ALPES WIDE
ALPES RAW
MONOLITH
UNIKA
RE-WORK
FOSSIL

MARBLE

SENSI SIGNORIA
SENSI GEMS
SENSI UP
SENSI
GRACE

WOOD

ECO CHIC
NEST
CROSSROAD WOOD
DOLPHIN
SOLERAS

RUSTIC

PETRAIA

OUT.20

BLEND / LAB325 / GENT
ATLANTIS / GHOST
NATIVE / UNIKA / RE-WORK
DOLPHIN / SOLERAS / ECO CHIC

OUT.30

LAB325 / TRENTO

DECOR

WIDE&STYLE MINI
PLAY
CROSSROAD BRICK

WALL

DO UP
DO UP TOUCH

SOLUTIONS

LEVEL
FACTORY

HARDKOLL

COLLANTI E SIGILLANTI

TECH

INFORMAZIONI TECNICHE

DOLPHIN

GREY

9 mm			
40x170	nat rett.	DPR5625A	F 67,90
20x170	nat rett.	DPR5525A	F 67,90
20x120	nat rett.	DPR35250	F 47,50




COAL

9 mm			
40x170	nat rett.	DPR5630A	F 67,90
20x170	nat rett.	DPR5530A	F 67,90
20x120	nat rett.	DPR35300	F 47,50




DOLPHIN


WOOD



20x120 \oplus 3
LISTONE CLAY PAINT MIX 3
DPR35105 rett. PZ 85,90



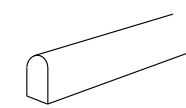
20x120 \oplus 3
LISTONE GREY ENAMEL MIX 3
DPR35255 rett. PZ 85,90



20x15 \oplus 6
SNIP PAINT MIX 6 [5x20+10x20+15x20]
DPR35106 rett. PZ 119,90
(prezzo a cp.)

MATITE ALLUMINIO - ALUMINIUM STRIPS

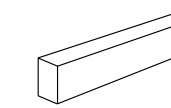
Articoli realizzati in alluminio anodizzato per l'uso a parete, adatti a raccordare piastrelle di diverso spessore (9/7/6 mm). Avvertenze per la posa e la pulizia a pag. 318
Anodized Aluminium strips for use between wall tiles of different thicknesses (9/7/6 mm). Instructions for installation and cleaning page. 318



MATITA ALLUMINIO 0,5x120 \oplus 4
Parte superiore arrotondata / Rounded top.



Parte superiore arrotondata e colorata con resine acriliche.
Rounded top colored with acrylic resins.



MATITA ALLUMINIO 0,5x120 \oplus 4
Parte superiore piatta colorata in bagno galvanico / Flat top colored in galvanic bath.



Index

CONCRETE

BLEND
GHOST
LAB325
CROSSROAD CHALK
DOWNTOWN
DOCKS

SOLID COLOURS

CHROME

METAL

INTERNO 9 WIDE
INTERNO 9

STONE

ATLANTIS
NATIVE
ALPES WIDE
ALPES RAW
MONOLITH
UNIKA
RE-WORK
FOSSIL

MARBLE

SENSI SIGNORIA
SENSI GEMS
SENSI UP
SENSI
GRACE

WOOD

ECO CHIC
NEST
CROSSROAD WOOD

DOLPHIN
SOLERAS

RUSTIC

PETRAIA

OUT.20

BLEND / LAB325 / GENT
ATLANTIS / GHOST
NATIVE / UNIKA / RE-WORK
DOLPHIN / SOLERAS / ECO CHIC

OUT.30

LAB325 / TRENTO

DECOR

WIDE&STYLE MINI
PLAY
CROSSROAD BRICK

WALL

DO UP
DO UP TOUCH

SOLUTIONS

LEVEL
FACTORY

HARDKOLL

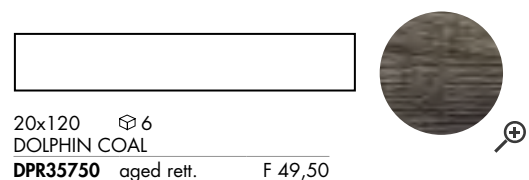

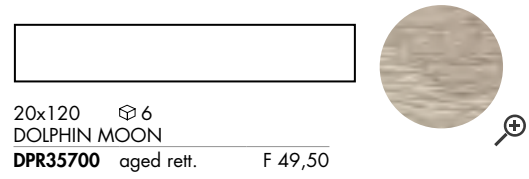

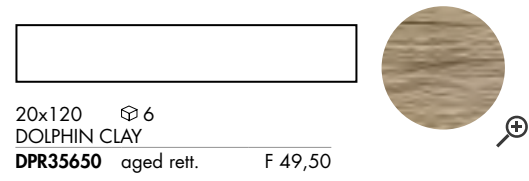

COLLANTI E SIGILLANTI

TECH

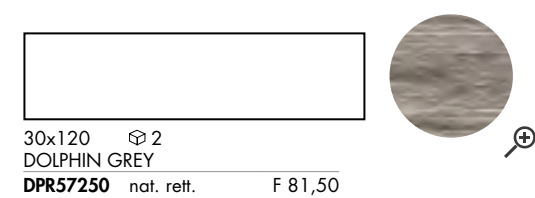
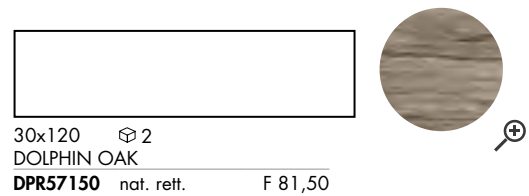
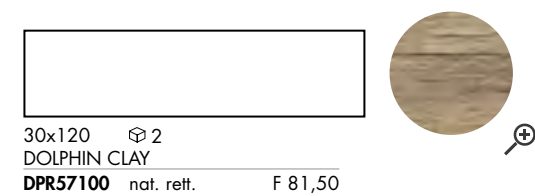
INFORMAZIONI TECNICHE

DOLPHIN

OUTDOOR R11 9 mm



OUT.20 R11 20 mm

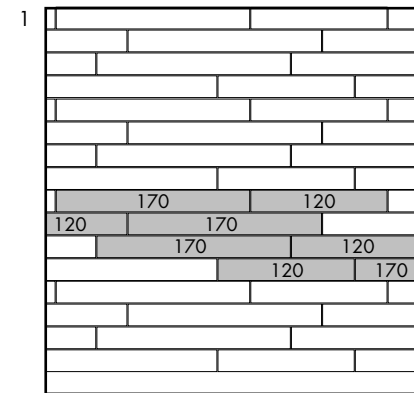


Per la serie completa vedi pag. 254
For the complete collection see page 254

DOLPHIN

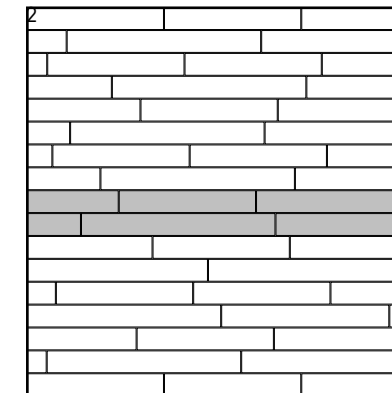
WOOD

SCHEMI DI POSA
INSTALLATION PATTERNS



20x120	41,40 %
20x170	58,60 %

(MODULO FISSO - FIX MODULE)



20x120	50 %
20x170	50 %

(A FILE ALTERNATE / ALTERNATE LINES)

PEZZI SPECIALI / SPECIAL TRIMS 9 mm	MILK	CLAY	OAK	MOON	GREY	COAL
BATTISCOPA rett. 6,5x120 PZ 10,90 ☉ 6	DPR35051	DPR35101	DPR35151	DPR35201	DPR35251	DPR35301
GRADONE TOP rett. 32x120x4,5x2 PZ 172,90 ☉ 1	DPR35053	DPR35103	DPR35153	DPR35203	DPR35253	DPR35303
ANGOLARE TOP SX 32x120x4,5x2 PZ 198,90 ☉ 1	DPR35054	DPR35104	DPR35154	DPR35204	DPR35254	DPR35304
ANGOLARE TOP DX 32x120x4,5x2 PZ 198,90 ☉ 1	DPR35055	DPR35107	DPR35155	DPR35205	DPR35257	DPR35305
ELEMENTO L aged 15x60x4 PZ 45,90 R11 ☉ 4	DPR35501	DPR35651	DPR35551	DPR35701	DPR35601	DPR35751

GRES PORCELLANATO A MASSA COLORATA FULL BODY COLORED PORCELAIN

Classificazione secondo norme UNI EN 14411 (ISO 13006) Allegato G-Gruppo Bla GL
Classification in accordance with UNI EN 14411 (ISO 13006) Annex G-Group Bla GL



AUTO-LEVELING™
Facile installazione - Easy laying

PROPRIETÀ FISICO-CHIMICHE PHYSICAL-CHEMICAL PROPERTIES	NORMA NORM	VALORE PRESCRITTO DALLE NORME VALUE PRESCRIBED FROM THE NORMS	VAL. / VALUE DOLPHIN NAT.	VAL. / VALUE DOLPHIN AGED / OUT.20
RESISTENZA ALLO SCIVOLAMENTO SLIP RESISTANCE	B.C.R.A. C.A.	μ 0,19 SCIVOLOSITÀ PERICOLOSA - DANGEROUSLY SLIPPERY $0,20 < \mu < 0,39$ SCIVOLOSITÀ ECCESSIVA - EXCESSIVELY SLIPPERY $0,40 < \mu < 0,74$ ATRITO SODDISFACENTE - SATISFACTORY GRIP μ 0,75 ATRITO ECCELLENTE - EXCELLENT GRIP	> 0,40	> 0,40
	B.C.R.A. G.B.		> 0,40	> 0,40
	ASTM C 1028 (S.C.O.F.)	SLIP RESISTANT (> 0,60)	> 0,60 DRY	> 0,60 DRY
	DIN 51130	IN FUNZIONE DELL'AMBIENTE O DELLA ZONA DI LAVORO BASING ON THE ENVIRONMENT OR THE WORKING AREA	> 0,60 WET	> 0,60 WET
	DIN 51097	-	R10	R11
ANSI A 137-1:2012 (D.C.O.F.)	-	A	A+B+C	
		$\geq 0,42$	> 0,42	> 0,42

Index

CONCRETE

BLEND
GHOST
LAB325
CROSSROAD CHALK
DOWNTOWN
DOCKS

SOLID COLOURS

CHROME

METAL

INTERNO 9 WIDE
INTERNO 9

STONE

ATLANTIS
NATIVE
ALPES WIDE
ALPES RAW
MONOLITH
UNIKA
RE-WORK
FOSSIL

MARBLE

SENSI SIGNORIA
SENSI GEMS
SENSI UP
SENSI
GRACE

WOOD

ECO CHIC
NEST
CROSSROAD WOOD

DOLPHIN
SOLERAS

RUSTIC

PETRAIA

OUT.20

BLEND / LAB325 / GENT
ATLANTIS / GHOST
NATIVE / UNIKA / RE-WORK
DOLPHIN / SOLERAS / ECO CHIC

OUT.30

LAB325 / TRENTO

DECOR

WIDE&STYLE MINI
PLAY
CROSSROAD BRICK

WALL

DO UP
DO UP TOUCH

SOLUTIONS

LEVEL
FACTORY

HARDKOLL

COLLANTI E SIGILLANTI

TECH

INFORMAZIONI TECNICHE

SOLERAS

GRES PORCELLANATO A MASSA COLORATA
FULL BODY COLORED PORCELAIN

9 mm	20 mm
40x170 nat.	30x120 R11
20x170 nat.	
20x120 nat.	
20x80 nat. / R11	
13,5x80 nat.	



WOOD

Index

CONCRETE

BLEND
GHOST
LAB325
CROSSROAD CHALK
DOWNTOWN
DOCKS

SOLID COLOURS

CHROME

METAL

INTERNO 9 WIDE
INTERNO 9

STONE

ATLANTIS
NATIVE
ALPES WIDE
ALPES RAW
MONOLITH
UNIKA
RE-WORK
FOSSIL

MARBLE

SENSI SIGNORIA
SENSI GEMS
SENSI UP
SENSI
GRACE

WOOD

ECO CHIC
NEST
CROSSROAD WOOD
DOLPHIN

SOLERAS

RUSTIC

PETRAIA

OUT.20

BLEND / LAB325 / GENT
ATLANTIS / GHOST
NATIVE / UNIKA / RE-WORK
DOLPHIN / SOLERAS / ECO CHIC

OUT.30

LAB325 / TRENTO

DECOR

WIDE&STYLE MINI
PLAY
CROSSROAD BRICK

WALL

DO UP
DO UP TOUCH

SOLUTIONS

LEVEL
FACTORY

HARDKOLL

COLLANTI E SIGILLANTI

TECH

INFORMAZIONI TECNICHE



SOLERAS

NATURALE

9 mm			
40x170	nat rett.	S1R5620A	F 67,90
20x170	nat rett.	S1R5520A	F 67,90
20x120	nat rett.	S1R35200	F 47,50
20x80	nat rett.	S1R4920B	F 40,90
13,5x80	nat rett.	S1R48200	F 42,50

BEIGE

9 mm			
20x120	nat rett.	S1R35300	F 47,50
20x80	nat rett.	S1R4930B	F 40,90
13,5x80	nat rett.	S1R48300	F 42,50

WOOD



Index

CONCRETE

BLEND
GHOST
LAB325
CROSSROAD CHALK
DOWNTOWN
DOCKS

SOLID COLOURS

CHROME

METAL

INTERNO 9 WIDE
INTERNO 9

STONE

ATLANTIS
NATIVE
ALPES WIDE
ALPES RAW
MONOLITH
UNIKA
RE-WORK
FOSSIL

MARBLE

SENSI SIGNORIA
SENSI GEMS
SENSI UP
SENSI
GRACE

WOOD

ECO CHIC
NEST
CROSSROAD WOOD
DOLPHIN

SOLERAS

RUSTIC

PETRAIA

OUT.20

BLEND / LAB325 / GENT
ATLANTIS / GHOST
NATIVE / UNIKA / RE-WORK
DOLPHIN / SOLERAS / ECO CHIC

OUT.30

LAB325 / TRENTO

DECOR

WIDE&STYLE MINI
PLAY
CROSSROAD BRICK

WALL

DO UP
DO UP TOUCH

SOLUTIONS

LEVEL
FACTORY

HARDKOLL

COLLANTI E SIGILLANTI

TECH

INFORMAZIONI TECNICHE

SOLERAS

AVANA

9 mm			
40x170	nat rett.	S1R5625A	F 67,90
20x170	nat rett.	S1R5525A	F 67,90
20x120	nat rett.	S1R35250	F 47,50
20x80	nat rett.	S1R4925B	F 40,90
13,5x80	nat rett.	S1R48250	F 42,50



BIANCO

9 mm			
40x170	nat rett.	S1R5605A	F 67,90
20x170	nat rett.	S1R5505A	F 67,90
20x120	nat rett.	S1R35050	F 47,50
20x80	nat rett.	S1R4905B	F 40,90
13,5x80	nat rett.	S1R48050	F 42,50



SOLERAS

GRIGIO

9 mm			
40x170	nat rett.	S1R5610A	F 67,90
20x170	nat rett.	S1R5510A	F 67,90
20x120	nat rett.	S1R35100	F 47,50
20x80	nat rett.	S1R4910B	F 40,90
13,5x80	nat rett.	S1R48100	F 42,50



ANTRACITE

9 mm			
20x120	nat rett.	S1R35150	F 47,50
20x80	nat rett.	S1R4915B	F 40,90
13,5x80	nat rett.	S1R48150	F 42,50



WOOD

Index

CONCRETE

BLEND
GHOST
LAB325
CROSSROAD CHALK
DOWNTOWN
DOCKS

SOLID COLOURS

CHROME

METAL

INTERNO 9 WIDE
INTERNO 9

STONE

ATLANTIS
NATIVE
ALPES WIDE
ALPES RAW
MONOLITH
UNIKA
RE-WORK
FOSSIL

MARBLE

SENSI SIGNORIA
SENSI GEMS
SENSI UP
SENSI
GRACE

WOOD

ECO CHIC
NEST
CROSSROAD WOOD
DOLPHIN

SOLERAS

RUSTIC

PETRAIA

OUT.20

BLEND / LAB325 / GENT
ATLANTIS / GHOST
NATIVE / UNIKA / RE-WORK
DOLPHIN / SOLERAS / ECO CHIC

OUT.30

LAB325 / TRENTO

DECOR

WIDE&STYLE MINI
PLAY
CROSSROAD BRICK

WALL

DO UP
DO UP TOUCH

SOLUTIONS

LEVEL
FACTORY


HARDKOLL

COLLANTI E SIGILLANTI

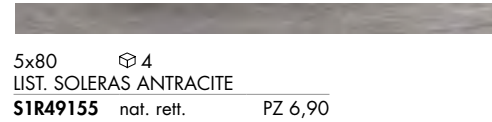
TECH

INFORMAZIONI TECNICHE

SOLERAS



5x80 \oplus 4
LIST. SOLERAS AVANA
S1R49255 nat. rett. PZ 6,90



5x80 \oplus 4
LIST. SOLERAS ANTRACITE
S1R49155 nat. rett. PZ 6,90

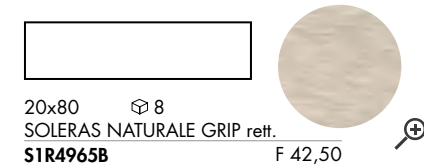
9 mm



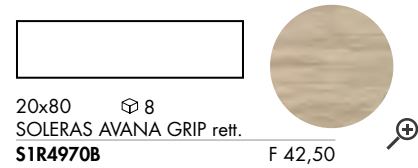
5x40 \oplus 4
*LISTELLO WOOD
DKR51055 nat. rett. PZ 19,90

* Antico legno alpino recuperato da costruzioni dismesse e trattato per l'utilizzo in parete e a pavimento.
Ogni pezzo è unico e irripetibile.
Antique alpin wood, recovered from discontinued buildings and treated for floor and wall use. Every single piece turns out to be different and unique.
Art. realizzati con materiali naturali: vedi indicazioni per posa e pulizia a pag. 318 dell'area tecnica.
Items produced with natural materials: check the technical area at page 318.

OUTDOOR R11 9 mm



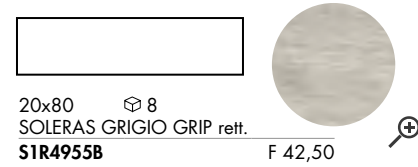
20x80 \oplus 8
SOLERAS NATURALE GRIP rett.
S1R4965B F 42,50



20x80 \oplus 8
SOLERAS AVANA GRIP rett.
S1R4970B F 42,50

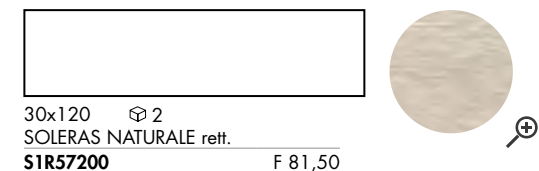


20x80 \oplus 8
SOLERAS BIANCO GRIP rett.
S1R4950B F 42,50




20x80 \oplus 8
SOLERAS GRIGIO GRIP rett.
S1R4955B F 42,50

OUT.20 R11 20 mm



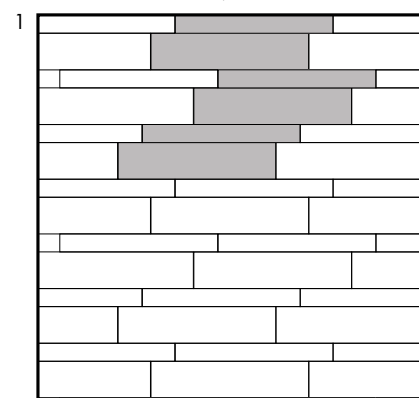
30x120 \oplus 2
SOLERAS NATURALE rett.
S1R57200 F 81,50



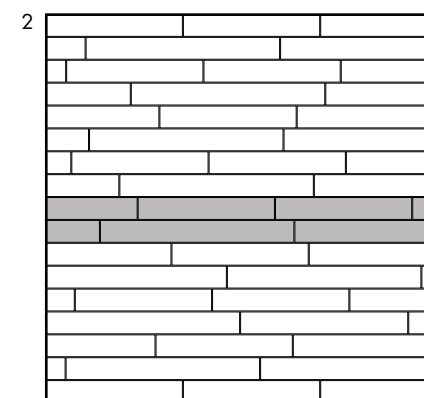
30x120 \oplus 2
SOLERAS AVANA rett.
S1R57250 F 81,50

Per la serie completa vedi pag. 254
For the complete collection see page 254

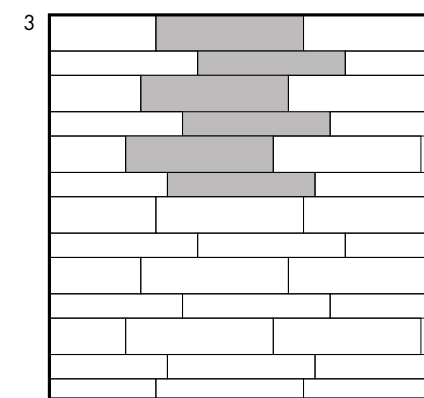
SCHEMI DI POSA / INSTALLATION PATTERNS



40x170 66,7 %
20x170 33,3 %



20x170 50 %
20x120 50 %



20x80 59,7 %
13,5x80 40,3 %

SOLERAS

WOOD



DECORI / DECORATIVE 9 mm	NATURALE	BEIGE	AVANA	BIANCO	GRIGIO	ANTRACITE
FRENCH PATTERN rett. 20x80 F 91,90 \oplus 6	-	-	S1R4926A	-	S1R4911A	-

PEZZI SPECIALI / SPECIAL TRIMS 9 mm	NATURALE	BEIGE	AVANA	BIANCO	GRIGIO	ANTRACITE
BATTISCOPA rett. 6,5x80 PZ 8,90 \oplus 8	S1R49201	S1R49301	S1R49251	S1R49051	S1R49101	S1R49151
COMP. SCALINO rett. 35x80x4 PZ 82,90 (prezzo a comp.) \oplus 1 cp./box	S1R49206	S1R49306	S1R49256	S1R49056	S1R49106	S1R49156
AE INC. rett. 12,5x40x3 PZ 27,90 \oplus 4	S1R49207A	S1R49307A	S1R49257A	S1R49057A	S1R49107A	S1R49157A
GRADONE TOP rett. 32x120x4,5x2 PZ 172,90 \oplus 1	S1R55203	S1R55303	S1R55253	S1R55053	S1R55103	S1R55153
ANGOLARE TOP SX 32x120x4,5x2 PZ 198,90 \oplus 1	S1R55204	S1R55304	S1R55254	S1R55054	S1R55104	S1R55154
ANGOLARE TOP DX 32x120x4,5x2 PZ 198,90 \oplus 1	S1R55205	S1R55305	S1R55255	S1R55055	S1R55105	S1R55155
GRADINO L. GRIP 20x40x4 PZ 41,90 R11 \oplus 2	S1R49651	-	S1R49701	S1R49501	S1R49551	-

GRES PORCELLANATO A MASSA COLORATA FULL BODY COLORED PORCELAIN

Classificazione secondo norme UNI EN 14411 (ISO 13006) Allegato G-Gruppo Bla GL
Classification in accordance with UNI EN 14411 (ISO 13006) Annex G-Group Bla GL



PROPRIETÀ FISICO-CHIMICHE PHYSICAL-CHEMICAL PROPERTIES	NORMA NORM	VALORE PRESCRITTO DALLE NORME VALUE PRESCRIBED FROM THE NORMS	VAL. / VALUE SOLERAS NAT.	VAL. / VALUE SOLERAS GRIP/ OUT.20
RESISTENZA ALLO SCIVOLAMENTO SLIP RESISTANCE	B.C.R.A. C.A.	μ 0,19 SCIVOLosità PERICOLOSA - DANGEROUSLY SLIPPERY $0,20 < \mu < 0,39$ SCIVOLosità ECCESSIVA - EXCESSIVELY SLIPPERY $0,40 < \mu < 0,74$ ATRITO SODDISFACENTE - SATISFACTORY GRIP μ 0,75 ATRITO ECCELLENTE - EXCELLENT GRIP	> 0,40	> 0,40
	B.C.R.A. G.B.		> 0,40	> 0,40
	ASTM C 1028 (S.C.O.F.)	SLIP RESISTANT (> 0,60)	> 0,60 DRY	> 0,60 DRY
	DIN 51130	IN FUNZIONE DELL'AMBIENTE O DELLA ZONA DI LAVORO BASING ON THE ENVIRONMENT OR THE WORKING AREA	> 0,60 WET	> 0,60 WET
	DIN 51097	-	R9	R11
ANSI A 137-1:2012 (D.C.O.F.)	-	$\geq 0,42$	> 0,42	> 0,42

Index

CONCRETE

BLEND
GHOST
LAB325
CROSSROAD CHALK
DOWNTOWN
DOCKS

SOLID COLOURS

CHROME

METAL

INTERNO 9 WIDE
INTERNO 9

STONE

ATLANTIS
NATIVE
ALPES WIDE
ALPES RAW
MONOLITH
UNIKA
RE-WORK
FOSSIL

MARBLE

SENSI SIGNORIA
SENSI GEMS
SENSI UP
SENSI
GRACE

WOOD

ECO CHIC
NEST
CROSSROAD WOOD
DOLPHIN

SOLERAS

RUSTIC

PETRAIA

OUT.20

BLEND / LAB325 / GENT
ATLANTIS / GHOST
NATIVE / UNIKA / RE-WORK
DOLPHIN / SOLERAS / ECO CHIC

OUT.30

LAB325 / TRENTO

DECOR

WIDE&STYLE MINI
PLAY
CROSSROAD BRICK

WALL

DO UP
DO UP TOUCH

SOLUTIONS

LEVEL
FACTORY

HARDKOLL

COLLANTI E SIGILLANTI

TECH

INFORMAZIONI TECNICHE


PETRAIA

GRES PORCELLANATO / PORCELAIN TILES

9 mm

50x50 nat.
 33,3x33,3 nat. / R11
 16,65x33,3 nat. / R11

ROSSO
COTTO
OCRA
BEIGE
ALMOND



PETRAIA

ROSSO

9 mm

50x50	nat	A61170A	F 42,50
33,3x33,3	nat	A8537H	F 37,50
33,3x33,3	grip	A8537GH	F 39,50
* 16,65x33,3	nat	A8537PC	F 42,50
* 16,65x33,3	grip	A8537PGC	F 44,50




12,5x12,5 ⊗ 12
 TOZZETTO ARALDICO (2 SOGG.)
A5017B PZ 17,90

COTTO

9 mm


50x50	nat	A61070A	F 42,50
33,3x33,3	nat	A8527H	F 37,50
33,3x33,3	grip	A8527GH	F 39,50
* 16,65x33,3	nat	A8527PC	F 42,50
* 16,65x33,3	grip	A8527PGC	F 44,50



12,5x12,5 ⊗ 12
 TOZZETTO ARALDICO (2 SOGG.)
A5017B PZ 17,90

* Tavella ricavata da piastrella preincisa.
 Tile obtained from a pre-engraved tile.

RUSTIC



Index

CONCRETE

- BLEND
- GHOST
- LAB325
- CROSSROAD CHALK
- DOWNTOWN
- DOCKS

SOLID COLOURS

- CHROME

METAL

- INTERNO 9 WIDE
- INTERNO 9

STONE

- ATLANTIS
- NATIVE
- ALPES WIDE
- ALPES RAW
- MONOLITH
- UNIKA
- RE-WORK
- FOSSIL

MARBLE

- SENSI SIGNORIA
- SENSI GEMS
- SENSI UP
- SENSI
- GRACE

WOOD

- ECO CHIC
- NEST
- CROSSROAD WOOD
- DOLPHIN
- SOLERAS

RUSTIC

PETRAIA

OUT.20

- BLEND / LAB325 / GENT
- ATLANTIS / GHOST
- NATIVE / UNIKA / RE-WORK
- DOLPHIN / SOLERAS / ECO CHIC

OUT.30

- LAB325 / TRENTO

DECOR

- WIDE&STYLE MINI
- PLAY
- CROSSROAD BRICK

WALL

- DO UP
- DO UP TOUCH

SOLUTIONS

- LEVEL
- FACTORY

HARDKOLL

- COLLANTI E SIGILLANTI

TECH

- INFORMAZIONI TECNICHE


PETRAIA

OCRA

9 mm			
50x50	nat	A61050A	F 42,50
33,3x33,3	nat	A8525H	F 37,50
33,3x33,3	grip	A8525GH	F 39,50
* 16,65x33,3	nat	A8525PC	F 42,50
* 16,65x33,3	grip	A8525PGC	F 44,50



12,5x12,5 \varnothing 12
TOZZETTO ARALDICO (2 SOGG.)
A5005B PZ 17,90



BEIGE

9 mm			
50x50	nat	A61000A	F 42,50
33,3x33,3	nat	A8520H	F 37,50
33,3x33,3	grip	A8520GH	F 39,50
* 16,65x33,3	nat	A8520PC	F 42,50
* 16,65x33,3	grip	A8520PGC	F 44,50



12,5x12,5 \varnothing 12
TOZZETTO ARALDICO (2 SOGG.)
A5000B PZ 17,90



PETRAIA

ALMOND

9 mm			
50x50	nat	A61040A	F 42,50
33,3x33,3	nat	A8524H	F 37,50
* 16,65x33,3	nat	A8524PC	F 42,50



12,5x12,5 \varnothing 12
TOZZETTO ARALDICO (2 SOGG.)
A5004B PZ 17,90

* Tavella ricavata da piastrella preincisa.
Tile obtained from a pre-engraved tile.



RUSTIC

Index

CONCRETE

BLEND
GHOST
LAB325
CROSSROAD CHALK
DOWNTOWN
DOCKS

SOLID COLOURS

CHROME

METAL

INTERNO 9 WIDE
INTERNO 9

STONE

ATLANTIS
NATIVE
ALPES WIDE
ALPES RAW
MONOLITH
UNIKA
RE-WORK
FOSSIL

MARBLE

SENSI SIGNORIA
SENSI GEMS
SENSI UP
SENSI
GRACE

WOOD

ECO CHIC
NEST
CROSSROAD WOOD
DOLPHIN
SOLERAS

RUSTIC

PETRAIA

OUT.20

BLEND / LAB325 / GENT
ATLANTIS / GHOST
NATIVE / UNIKA / RE-WORK
DOLPHIN / SOLERAS / ECO CHIC

OUT.30

LAB325 / TRENTO

DECOR

WIDE&STYLE MINI
PLAY
CROSSROAD BRICK

WALL

DO UP
DO UP TOUCH

SOLUTIONS

LEVEL
FACTORY

HARDKOLL

COLLANTI E SIGILLANTI

TECH

INFORMAZIONI TECNICHE


* Tavella ricavata da piastrella preincisa.
Tile obtained from a pre-engraved tile.

PETRAIA

COORDINATI DA PAVIMENTO ABBINABILI A PETRAIA OCRA - ROSSO - COTTO. / FLOOR COORDINATED DECORS WHICH MATCH THE OCRA, ROSSO AND COTTO PETRAIA PLAIN TILES.

 12,5x25 LISTELLO DECORATO A5017V PZ 12,90	 12,5x25 LISTELLO DECORATO A5017S PZ 12,90	 12,5x25 LISTELLO DECORATO A5017Q PZ 12,90	 12,5x25 LISTELLO DECORATO A5017J PZ 12,90	 25x25 INSERTO CHIANTI A5007F PZ 17,90	9 mm
 12,5x12,5 TOZZETTO DECORATO A5017W PZ 9,90	 12,5x12,5 TOZZETTO DECORATO A5017X PZ 9,90	 12,5x12,5 TOZZETTO DECORATO A5017P PZ 9,90	 12,5x12,5 TOZZETTO DECORATO A5017K PZ 9,90		

Si consiglia di pulire la superficie senza utilizzare prodotti contenenti sostanze abrasive.
Do not use products containing abrasive substances to clean the decorative element.

DECORI / DECORATIVE 9 mm		ROSSO	COTTO	OCRA	BEIGE	ALMOND	
	MOS. QUADRETTI 33,3x33,33 PZ 16,90 ⊞ 5	A8537U	A8527U	A8525U	A8520U	A8524U	
	MOS. QUADRETTI OCRA/CO./RO. 33,3x33,33 PZ 16,90 ⊞ 5	A8525UM				-	-
	PARQUET 25x35 PZ 17,90 ⊞ 8	A5017A	A5007A	A5005A	A5000A	A5004A	
	FRECCIA TRIANGOLI 12,5x25 PZ 11,90 ⊞ 8	A5017H			A5000H	A5004H	
	FRECCIA RETTANGOLI 12,5x25 PZ 9,90 ⊞ 8	A5017G	A5007G	A5005G	A5000G	A5004G	
	RACCORDO PARQUET 4x36 PZ 9,90 ⊞ 10	A5017M	A5007M	A5005M	A5000M	A5004M	
	Q. ROUND 2,5x12,5 PZ 6,90 ⊞ 20	A501711	A500711	A500511	A500011	-	
	SGUSCIA 2,5x1 PZ 12,90 ⊞ 20	A501712	A500712	A500512	A500012	-	
	V.CAP 5x12,5 PZ 8,90 ⊞ 12	-	-	A50054	-	-	
	C.CAP 5x12,5 PZ 16,90 ⊞ 12	-	-	A50055	-	-	

PETRAIA

RUSTIC

PEZZI SPECIALI / SPECIAL TRIMS 9 mm		ROSSO	COTTO	OCRA	BEIGE	ALMOND
	BATTISCOPIA 8x33,3 PZ 3,90 ⊞ 18	A85376	A85276	A85256	A85206	A85246
	GRADINO TORELLO 33,3x33,3 PZ 23,90 ⊞ 3	A85379	A85279	A85259	A85209	A85249
	ANGOLARE TORELLO 33,3x33,3 PZ 42,90 ⊞ 2	A85375	A85275	A85255	A85205	A85245
	ELEM. L INC. 33,3x16,65x5 PZ 17,90 ⊞ 8	A85373A	A85273A	A85253A	A85203A	-
	ELEM. L INC. GRIP 33,3x16,65x5 PZ 17,90 R11 ⊞ 8	A85373GA	A85273GA	A85253GA	A85203GA	-

GRES PORCELLANATO PORCELAIN TILES

Classificazione secondo norme UNI EN 14411 (ISO 13006) Allegato G-Gruppo Bla GL
Classification in accordance with UNI EN 14411 (ISO 13006) Annex G-Group Bla GL



PROPRIETÀ FISICO-CHIMICHE PHYSICAL-CHEMICAL PROPERTIES	NORMA NORM	VALORE PRESCRITTO DALLE NORME VALUE PRESCRIBED FROM THE NORMS	VAL. / VALUE PETRAIA NAT.	VAL. / VALUE PETRAIA GRIP
RESISTENZA ALLO SCIVOLAMENTO SLIP RESISTANCE	B.C.R.A. C.A.	μ 0,19 SCIVOLOSITÀ PERICOLOSA - DANGEROUSLY SLIPPERY 0,20 < μ < 0,39 SCIVOLOSITÀ ECCESSIVA - EXCESSIVELY SLIPPERY 0,40 < μ < 0,74 ATRITO SODDISFACENTE - SATISFACTORY GRIP μ 0,75 ATRITO ECCELLENTE - EXCELLENT GRIP	> 0,40	> 0,40
	B.C.R.A. G.B.		> 0,40	> 0,40
	ASTM C 1028 (S.C.O.F.)	SLIP RESISTANT (> 0,60)	> 0,60 DRY	> 0,60 DRY
	DIN 51130	IN FUNZIONE DELL'AMBIENTE O DELLA ZONA DI LAVORO BASING ON THE ENVIRONMENT OR THE WORKING AREA	R9	R11
	DIN 51097	-	A	A+B+C
ANSI A 137-1:2012 (D.C.O.F.)	≥ 0,42	> 0,42	> 0,42	

Index

CONCRETE

BLEND
GHOST
LAB325
CROSSROAD CHALK
DOWNTOWN
DOCKS

SOLID COLOURS

CHROME

METAL

INTERNO 9 WIDE
INTERNO 9

STONE

ATLANTIS
NATIVE
ALPES WIDE
ALPES RAW
MONOLITH
UNIKA
RE-WORK
FOSSIL

MARBLE

SENSI SIGNORIA
SENSI GEMS
SENSI UP
SENSI
GRACE

WOOD

ECO CHIC
NEST
CROSSROAD WOOD
DOLPHIN
SOLERAS

RUSTIC

PETRAIA

OUT.20

BLEND / LAB325 / GENT
ATLANTIS / GHOST
NATIVE / UNIKA / RE-WORK
DOLPHIN / SOLERAS / ECO CHIC

OUT.30

LAB325 / TRENTO

DECOR

WIDE&STYLE MINI
PLAY
CROSSROAD BRICK

WALL

DO UP
DO UP TOUCH

SOLUTIONS

LEVEL
FACTORY

HARDKOLL

COLLANTI E SIGILLANTI

TECH


INFORMAZIONI TECNICHE

OUT.20

OUTDOOR 20 MM

OUT.20


GRES PORCELLANATO A MASSA COLORATA 20 MM
FULLBODY COLORED PORCELAIN 20 MM



BLEND 250
LAB325 250
GENT 251
ATLANTIS 252
GHOST 252
NATIVE 253
UNIKA 253
RE-WORK 253
DOLPHIN 254
SOLERAS 254
ECO CHIC 254



BLEND CONCRETE ASH



ATLANTIS MOON



SOLERAS AVANA



GHOST ROPE

Index

CONCRETE

BLEND
GHOST
LAB325
CROSSROAD CHALK
DOWNTOWN
DOCKS

SOLID COLOURS

CHROME

METAL

INTERNO 9 WIDE
INTERNO 9

STONE

ATLANTIS
NATIVE
ALPES WIDE
ALPES RAW
MONOLITH
UNIKA
RE-WORK
FOSSIL

MARBLE

SENSI SIGNORIA
SENSI GEMS
SENSI UP
SENSI
GRACE

WOOD

ECO CHIC
NEST
CROSSROAD WOOD
DOLPHIN
SOLERAS

RUSTIC

PETRAIA

OUT.20

BLEND / LAB325 / GENT
ATLANTIS / GHOST
NATIVE / UNIKA / RE-WORK
DOLPHIN / SOLERAS / ECO CHIC

OUT.30

LAB325 / TRENTO

DECOR

WIDE&STYLE MINI
PLAY
CROSSROAD BRICK

WALL

DO UP
DO UP TOUCH

SOLUTIONS

LEVEL
FACTORY

HARDKOLL

COLLANTI E SIGILLANTI


TECH


INFORMAZIONI TECNICHE

BLEND




90x90 
BLEND CONCRETE MOON 20
0008947 nat. rett. F 88,50




90x90 
BLEND CONCRETE ASH 20
0006018 nat. rett. F 88,50

60x120 
BLEND CONCRETE ASH 20
0007024 nat. rett. F 81,50




90x90 
BLEND CONCRETE GREY 20
0006019 nat. rett. F 88,50

60x120 
BLEND CONCRETE GREY 20
0007025 nat. rett. F 81,50




LAB325




60x120 
LAB325 BASE ASH 20
0002705 nat. rett. F 81,50




60x120 
LAB325 BASE TAUPE 20
0002706 nat. rett. F 81,50



60x120 
LAB325 FORM ASH 20
0002703 nat. rett. F 81,50




60x120 
LAB325 FORM TAUPE 20
0002704 nat. rett. F 81,50




GENT





60x120 
GENT DARK 20
0001678 nat. rett. F 81,50




60x120 
GENT BLUE 20
0001677 nat. rett. F 81,50





60x120 
GENT ASH 20
0001948 nat. rett. F 81,50




60x120 
GENT DARK LINE 20
0001680 nat. rett. F 81,50



60x120 
GENT BLUE LINE 20
0001679 nat. rett. F 81,50



60x120 
GENT ASH LINE 20
0001949 nat. rett. F 81,50



Index

CONCRETE

- BLEND
- GHOST
- LAB325
- CROSSROAD CHALK
- DOWNTOWN
- DOCKS

SOLID COLOURS

- CHROME

METAL

- INTERNO 9 WIDE
- INTERNO 9

STONE

- ATLANTIS
- NATIVE
- ALPES WIDE
- ALPES RAW
- MONOLITH
- UNIKA
- RE-WORK
- FOSSIL

MARBLE

- SENSI SIGNORIA
- SENSI GEMS
- SENSI UP
- SENSI
- GRACE

WOOD

- ECO CHIC
- NEST
- CROSSROAD WOOD
- DOLPHIN
- SOLERAS

RUSTIC

- PETRAIA

OUT.20

- BLEND / LAB325 / GENT**
- ATLANTIS / GHOST
- NATIVE / UNIKA / RE-WORK
- DOLPHIN / SOLERAS / ECO CHIC

OUT.30

- LAB325 / TRENTO

DECOR

- WIDE&STYLE MINI
- PLAY
- CROSSROAD BRICK

WALL

- DO UP
- DO UP TOUCH

SOLUTIONS

- LEVEL
- FACTORY

HARDKOLL

- COLLANTI E SIGILLANTI

TECH

- INFORMAZIONI TECNICHE

ATLANTIS



60x90 1
GREY HAMMERED 20
0007174 nat. rett. F 77,90

60x90 1
MOON HAMMERED 20
0007780 nat. rett. F 77,90



60x90 1
SAND HAMMERED 20
0007176 nat. rett. F 77,90

60x90 1
SMOKE HAMMERED 20
0007175 nat. rett. F 77,90

GHOST



90x90 1
GHOST GREY 20
0004587 rett F 88,50

90x90 1
GHOST ROPE 20
0004588 rett F 88,50

NATIVE



90x90 1
NATIVE ASH 20
0004219 nat. rett. F 88,50



90x90 1
NATIVE RED 20
0004218 nat. rett. F 88,50



90x90 1
NATIVE FOG 20
0004220 nat. rett. F 88,50

UNIKA



40x80 2
UNIKA ECRU 20
UKN51100 bocc. nat. F 77,90



40x80 2
UNIKA GREY 20
UKN51150 bocc. nat. F 77,90

RE-WORK



40x80 2
RE-WORK MULTI FOG 20
REN51400 nat. F 77,90



40x80 2
RE-WORK MULTI BEIGE 20
REN51350 nat. F 77,90

Index

CONCRETE

- BLEND
- GHOST
- LAB325
- CROSSROAD CHALK
- DOWNTOWN
- DOCKS

SOLID COLOURS

- CHROME

METAL

- INTERNO 9 WIDE
- INTERNO 9

STONE

- ATLANTIS
- NATIVE
- ALPES WIDE
- ALPES RAW
- MONOLITH
- UNIKA
- RE-WORK
- FOSSIL

MARBLE

- SENSI SIGNORIA
- SENSI GEMS
- SENSI UP
- SENSI
- GRACE

WOOD

- ECO CHIC
- NEST
- CROSSROAD WOOD
- DOLPHIN
- SOLERAS

RUSTIC

- PETRAIA

OUT.20

- BLEND / LAB325 / GENT
- ATLANTIS / GHOST**
- NATIVE / UNIKA / RE-WORK**
- DOLPHIN / SOLERAS / ECO CHIC

OUT.30

- LAB325 / TRENTO

DECOR

- WIDE&STYLE MINI
- PLAY
- CROSSROAD BRICK

WALL

- DO UP
- DO UP TOUCH

SOLUTIONS

- LEVEL
- FACTORY

HARDKOLL

- COLLANTI E SIGILLANTI

TECH

- INFORMAZIONI TECNICHE

DOLPHIN



30x120 2
DOLPHIN CLAY 20
DPR57100 rett. F 81,50

30x120 2
DOLPHIN OAK 20
DPR57150 rett. F 81,50



30x120 2
DOLPHIN GREY 20
DPR57250 rett. F 81,50

SOLERAS



30x120 2
SOLERAS NATURALE 20
S1R57200 rett. F 81,50

30x120 2
SOLERAS AVANA 20
S1R57250 rett. F 81,50

ECO CHIC



30x180 1
ECO CHIC NATURALE 20
0006377 rett. F 98,50



30x180 1
ECO CHIC AVANA 20
0006378 rett. F 98,50



floor
OUT.20 ECO CHIC AVANA 30x180 20 mm

Index

CONCRETE

- BLEND
- GHOST
- LAB325
- CROSSROAD CHALK
- DOWNTOWN
- DOCKS

SOLID COLOURS

- CHROME

METAL

- INTERNO 9 WIDE
- INTERNO 9

STONE

- ATLANTIS
- NATIVE
- ALPES WIDE
- ALPES RAW
- MONOLITH
- UNIKA
- RE-WORK
- FOSSIL

MARBLE

- SENSI SIGNORIA
- SENSI GEMS
- SENSI UP
- SENSI
- GRACE

WOOD

- ECO CHIC
- NEST
- CROSSROAD WOOD
- DOLPHIN
- SOLERAS

RUSTIC

- PETRAIA

OUT.20

- BLEND / LAB325 / GENT
- ATLANTIS / GHOST
- NATIVE / UNIKA / RE-WORK
- DOLPHIN / SOLERAS / ECO CHIC**

OUT.30

- LAB325 / TRENTO

DECOR

- WIDE&STYLE MINI
- PLAY
- CROSSROAD BRICK

WALL

- DO UP
- DO UP TOUCH

SOLUTIONS

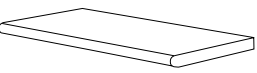
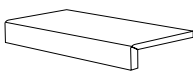
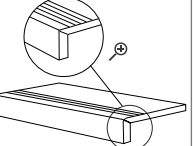
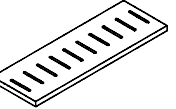
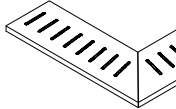

- LEVEL
- FACTORY

HARDKOLL

- COLLANTI E SIGILLANTI

TECH

- INFORMAZIONI TECNICHE

PEZZI SPECIALI SPECIAL TRIMS	BULLNOSE	ELEMENTO L	ELEMENTO L GRIP	GRIGLIA	ANG. GRIGLIA SX	ANG. GRIGLIA DX
						
		20x40x5 Rett. ☞ 2 PZ 62,90	20x40x5 Rett. ☞ 2 PZ 79,90	20x80 Rett. ☞ 2 PZ 219,90	20x80 Rett. ☞ 2 PZ 299,90	20x80 Rett. ☞ 2 PZ 299,90
UNIKA ECRU	-	UKN51101	0007128	UKN51102	UKN51103	UKN51104
UNIKA GREY	-	UKN51151	0007129	UKN51152	UKN51153	UKN51154
RE-WORK MULTI FOG	-	REN51401	0007127	REN51402	REN51403	REN51404
RE-WORK MULTI BEIGE	-	REN51351	0007126	REN51352	REN51353	REN51354
	60x120 Rett. ☞ 1 PZ 168,90	15x60x5 Rett. ☞ 2 PZ 88,90	15x60x5 Rett. ☞ 2 PZ 99,90	15x60 Rett. ☞ 4 PZ 168,90	15x60 Rett. ☞ 4 PZ 228,90	15x60 Rett. ☞ 4 PZ 228,90
LAB325 BASE ASH	0007826	0002707	0006999	0002709	0002711	0002713
LAB325 BASE TAUPE	0007827	0002708	0007000	0002710	0002712	0002714
	90x90 Rett. ☞ 1 PZ 179,90	15x90x5 Rett. ☞ 2 PZ 118,90	15x90x5 Rett. ☞ 2 PZ 138,90	18x90 Rett. ☞ 4 PZ 198,90	18x90 Rett. ☞ 4 PZ 258,90	18x90 Rett. ☞ 4 PZ 258,90
BLEND CONCRETE MOON	-	0009226	0009227	0009228	0009229	0009230
NATIVE RED	0007845	0004221	0007001	0004224	0004227	0004230
NATIVE ASH	0007846	0004222	0007002	0004225	0004228	0004231
NATIVE FOG	0007847	0004223	0007003	0004226	0004229	0004232
GHOST GREY	-	0004589	0007004	0004591	0004593	0004595
GHOST ROPE	-	0004590	0007005	0004592	0004594	0004596
ECO CHIC NATURALE	-	0006576	0007036	0006578	0006580	0006582
ECO CHIC AVANA	-	0006577	0007037	0006579	0006581	0006583
	60x90 Rett. ☞ 1 PZ 149,90	15x60x5 Rett. ☞ 2 PZ 88,90	15x60x5 Rett. ☞ 2 PZ 99,90	15x60 Rett. ☞ 2 PZ 168,90	15x60 Rett. ☞ 4 PZ 228,90	15x60 Rett. ☞ 4 PZ 228,90
ATLANTIS GREY HAMMERED	0007854	0007009	0007012	0007015	0007018	0007021
ATLANTIS SMOKE HAMMERED	0007855	0007010	0007013	0007016	0007019	0007022
ATLANTIS SAND HAMMERED	0008261	0007011	0007014	0007017	0007020	0007023
ATLANTIS MOON HAMMERED	0007856	0007781	0007782	0007783	0007784	0007785
GENT ASH	-	0002266	0006996	0002269	0002272	0002274
GENT BLUE	-	0002267	0006997	0002270	0002273	0002275
GENT DARK	-	0002268	0006998	0002271	0002356	0002276
BLEND CONCRETE ASH	-	0007026	0007028	0007030	0007032	0007034
BLEND CONCRETE GREY	-	0007027	0007029	0007031	0007033	0007035
DOLPHIN CLAY	-	DPR57101	0007121	DPR57102	DPR57103	DPR57104
DOLPHIN OAK	-	DPR57151	0007122	DPR57152	DPR57153	DPR57154
DOLPHIN GREY	-	DPR57251	0007123	DPR57252	DPR57253	DPR57254
	30x120 Rett. ☞ 1 PZ 129,90	15x60x5 Rett. ☞ 2 PZ 88,90	15x60x5 Rett. ☞ 2 PZ 99,90	15x60 Rett. ☞ 4 PZ 168,90	15x60 Rett. ☞ 4 PZ 228,90	15x60 Rett. ☞ 4 PZ 228,90
SOLERAS NATURALE	0007861	S1R57201	0007124	S1R57202	S1R57203	S1R57204
SOLERAS AVANA	0007862	S1R57251	0007125	S1R57252	S1R57253	S1R57254

CONSIGLI DI POSA - ADVICE FOR LAYING



POSA TRADIZIONALE
La posa tradizionale è ideale per la realizzazione di pavimentazioni carrabili.

TRADITIONAL INSTALLATION
Traditional installation is ideal for floorings that will be driven over by vehicles.




POSA A SECCO SU GHIAIA
La posa su ghiaia permette il perfetto drenaggio delle acque piovane.

DRY INSTALLATION ON GRAVEL
Installing on gravel enables perfect drainage of rainwater.



POSA A SECCO SU ERBA
La posa diretta su erba permette di creare percorsi e camminamenti integrandosi perfettamente nell'ambiente.

DRY INSTALLATION ON GRASS
Installing directly on top of grass enables the creation of paths and walkways that blend in perfectly with the surroundings.



POSA A SECCO SU SABBIA
La posa su sabbia permette di creare percorsi e camminamenti per spiagge e stabilimenti balneari.

DRY INSTALLATION ON SAND
Installing on top of sand is ideal for creating paths and walkways on beaches and beach bars.



POSA SOPRAELEVATA DA ESTERNO

Il sistema di pavimentazione sopraelevata prevede l'utilizzo di supporti portanti di tipo autolivellante, regolabili oppure fissi che si adattano con semplicità e sicurezza ad ogni tipo di pavimento sottostante. Il sistema permette la realizzazione di piani di posa con altezze variabili, da terra, comprese fra 25 e 270 mm. L'indipendenza della pavimentazione dai supporti garantisce l'assorbimento di eventuali movimenti strutturali. Il sistema sopraelevato non necessita di massetto in cemento e consente una diminuzione del peso sulla struttura portante. Le fughe aperte tra una piastrella ed un'altra consentono un facile deflusso dell'acqua piovana evitando tutti i rischi di accumulo o di ristagno. La presenza dell'intercapedine fra il piano di calpestio e il piano di appoggio favorisce l'aerazione e l'isolamento termico. Questa soluzione permette inoltre il passaggio di impianti e tubazioni nell'intercapedine, e la facile ispezione degli stessi una volta installata la pavimentazione.

OUTDOOR RAISED LAYING SYSTEM

The raised floor system foresees the use of self-levelling, adjustable or fixed load bearing supports that easily adapt to the floor below in total safety. The system is suitable to create laying designs with variable heights from the ground, which range between 25 and 270 mm. The independence of the flooring from the supports guarantees the absorption of any structural movements. The raised system does not require a cement screed and reduces the load on the bearing structure. The open joints between the tiles allow rainwater to easily drain off, avoiding any risk of water accumulation or stagnation. The gap between the tread surface and the support surface favours ventilation and heat insulation. This solution allows for the installation of systems and piping in the gap, which can be easily inspected even once the floor has been installed.

Per informazioni sull' utilizzo dei supporti per pavimentazione sopraelevata consultare il catalogo OUT.20. To see more about the use of self - levelling for raised floor consult the OUT.20 catalog.

Index

CONCRETE

BLEND
GHOST
LAB325
CROSSROAD CHALK
DOWNTOWN
DOCKS

SOLID COLOURS

CHROME

METAL

INTERNO 9 WIDE
INTERNO 9

STONE

ATLANTIS
NATIVE
ALPES WIDE
ALPES RAW
MONOLITH
UNIKA
RE-WORK
FOSSIL

MARBLE

SENSI SIGNORIA
SENSI GEMS
SENSI UP
SENSI
GRACE

WOOD

ECO CHIC
NEST
CROSSROAD WOOD
DOLPHIN
SOLERAS

RUSTIC

PETRAIA

OUT.20

BLEND / LAB325 / GENT
ATLANTIS / GHOST
NATIVE / UNIKA / RE-WORK
DOLPHIN / SOLERAS / ECO CHIC

OUT.30

LAB325 / TRENTO

DECOR

WIDE&STYLE MINI
PLAY
CROSSROAD BRICK

WALL

DO UP
DO UP TOUCH

SOLUTIONS

LEVEL
FACTORY

HARDKOLL

COLLANTI E SIGILLANTI

TECH

INFORMAZIONI TECNICHE

OUT.30

GRES PORCELLANATO 30 MM
PORCELAIN TILES 30 MM



LAB325 260
TRENTO 260



TRENTO NOCE

Index

CONCRETE

BLEND
GHOST
LAB325
CROSSROAD CHALK
DOWNTOWN
DOCKS

SOLID COLOURS

CHROME

METAL

INTERNO 9 WIDE
INTERNO 9

STONE

ATLANTIS
NATIVE
ALPES WIDE
ALPES RAW
MONOLITH
UNIKA
RE-WORK
FOSSIL

MARBLE

SENSI SIGNORIA
SENSI GEMS
SENSI UP
SENSI
GRACE

WOOD

ECO CHIC
NEST
CROSSROAD WOOD
DOLPHIN
SOLERAS

RUSTIC

PETRAIA

OUT.20

BLEND / LAB325 / GENT
ATLANTIS / GHOST
NATIVE / UNIKA / RE-WORK
DOLPHIN / SOLERAS / ECO CHIC

OUT.30

LAB325 / TRENTO

DECOR

WIDE&STYLE MINI
PLAY
CROSSROAD BRICK

WALL

DO UP
DO UP TOUCH

SOLUTIONS

LEVEL
FACTORY

HARDKOLL

COLLANTI E SIGILLANTI

TECH

INFORMAZIONI TECNICHE

LAB325



90x90 1
LAB325 BASE TAUPE 30
0009231 nat. rett. F 131,50



90x90 1
LAB325 BASE PEPPER 30
0009232 nat. rett. F 131,50

TRENTO



30x120 1
TRENTO NOCE 30
0009233 nat. rett. F 131,50



30x120 1
TRENTO NATURALE 30
0009234 nat. rett. F 131,50

SOLUZIONI PER SUPERFICI CARRABILI URBANE E RESIDENZIALI
DRIVE-OVER SURFACES SOLUTIONS FOR URBAN AND RESIDENTIAL SPACES

I prodotti OUT.30, grazie allo spessore maggiorato di 30 mm, hanno le caratteristiche tecniche necessarie per la posa di tutte le situazioni carrabili in esterno, dagli spazi residenziali privati fino ai centri urbani.
In caso di traffico leggero, come nei viali, nei cortili e nei parcheggi delle abitazioni, la pavimentazione può essere installata senza incollaggio. In questo caso il materiale si stende su una base di aggregati lapidei di varia granulometria compattati, avendo cura di utilizzare i comuni distanziatori in materiale plastico. Nelle zone sottoposte a traffico elevato, come percorsi stradali e piazze cittadine, è invece necessario effettuare la posa su massetto cementizio con malta d'allettamento, seguendo procedimenti analoghi a quelli utilizzati per la posa dei materiali naturali.

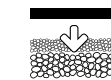
With their extra-large 30 mm thickness, OUT.30 slabs have the necessary technical characteristics for use in any outdoor vehicular application, from private residential areas to urban centres.
For light traffic situations such as driveways, courtyards and residential parking spaces, the slabs can be installed without adhesive. In this case, they should be laid on a base of compacted stone aggregates of various sizes and positioned using ordinary plastic spacers.
In heavy traffic areas such as roads and city squares, the slabs should be laid on a cement screed with bedding mortar following similar procedures to those used for the installation of natural materials.



TRAFFICO LEGGERO
Light traffic



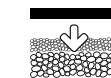
POSA A SECCO SU GHIAIA
Dry laying on gravel




TRAFFICO LEGGERO
Light traffic



POSA A SECCO SU GHIAIA
Dry laying on gravel



TRAFFICO URBANO
Urban traffic



POSA SU MASSETTO
Laying on cement screed



Index

CONCRETE

- BLEND
- GHOST
- LAB325
- CROSSROAD CHALK
- DOWNTOWN
- DOCKS

SOLID COLOURS

- CHROME

METAL

- INTERNO 9 WIDE
- INTERNO 9

STONE

- ATLANTIS
- NATIVE
- ALPES WIDE
- ALPES RAW
- MONOLITH
- UNIKA
- RE-WORK
- FOSSIL

MARBLE

- SENSI SIGNORIA
- SENSI GEMS
- SENSI UP
- SENSI
- GRACE

WOOD

- ECO CHIC
- NEST
- CROSSROAD WOOD
- DOLPHIN
- SOLERAS

RUSTIC

- PETRAIA

OUT.20

- BLEND / LAB325 / GENT
- ATLANTIS / GHOST
- NATIVE / UNIKA / RE-WORK
- DOLPHIN / SOLERAS / ECO CHIC

OUT.30

- LAB325 / TRENTO**

DECOR

- WIDE&STYLE MINI
- PLAY
- CROSSROAD BRICK

WALL

- DO UP
- DO UP TOUCH

SOLUTIONS

- LEVEL
- FACTORY


HARDKOLL

- COLLANTI E SIGILLANTI

TECH

- INFORMAZIONI TECNICHE

DECOR
& WALL



DECORAZIONE E

RIVESTIMENTI

DECOR

WIDE&STYLE MINI 264
PLAY 276
CROSSROAD BRICK 286

WALL

DO UP 288
DO UP TOUCH 296

Index

CONCRETE

BLEND
GHOST
LAB325
CROSSROAD CHALK
DOWNTOWN
DOCKS

SOLID COLOURS

CHROME

METAL

INTERNO 9 WIDE
INTERNO 9

STONE

ATLANTIS
NATIVE
ALPES WIDE
ALPES RAW
MONOLITH
UNIKA
RE-WORK
FOSSIL

MARBLE

SENSI SIGNORIA
SENSI GEMS
SENSI UP
SENSI
GRACE

WOOD

ECO CHIC
NEST
CROSSROAD WOOD
DOLPHIN
SOLERAS

RUSTIC

PETRAIA

OUT.20

BLEND / LAB325 / GENT
ATLANTIS / GHOST
NATIVE / UNIKA / RE-WORK
DOLPHIN / SOLERAS / ECO CHIC

OUT.30

LAB325 / TRENTO

DECOR

WIDE&STYLE MINI
PLAY
CROSSROAD BRICK

WALL

DO UP
DO UP TOUCH

SOLUTIONS

LEVEL
FACTORY

HARDKOLL

COLLANTI E SIGILLANTI

TECH


INFORMAZIONI TECNICHE

WIDE&STYLE MINI

PASTA BIANCA DA RIVESTIMENTO / WHITE BODY WALL TILES GRES PORCELLANATO / PORCELAIN TILES			
7 mm 60x120 matt			
	PAPRIKA		PHARD
	POWDER		GINGER
	WHALE		SKY
	MINT		SNOW
	CLOUD		ALABASTER

Index

CONCRETE	BLEND GHOST LAB325 CROSSROAD CHALK DOWNTOWN DOCKS
SOLID COLOURS	CHROME
METAL	INTERNO 9 WIDE INTERNO 9
STONE	ATLANTIS NATIVE ALPES WIDE ALPES RAW MONOLITH UNIKA RE-WORK FOSSIL
MARBLE	SENSI SIGNORIA SENSI GEMS SENSI UP SENSI GRACE
WOOD	ECO CHIC NEST CROSSROAD WOOD DOLPHIN SOLERAS
RUSTIC	PETRAIA
OUT.20	BLEND / LAB325 / GENT ATLANTIS / GHOST NATIVE / UNIKA / RE-WORK DOLPHIN / SOLERAS / ECO CHIC
OUT.30	LAB325 / TRENTO
DECOR	WIDE&STYLE MINI PLAY CROSSROAD BRICK
WALL	DO UP DO UP TOUCH
SOLUTIONS	LEVEL FACTORY
HARDKOLL	COLLANTI E SIGILLANTI
TECH	INFORMAZIONI TECNICHE





Index

CONCRETE

BLEND
GHOST
LAB325
CROSSROAD CHALK
DOWNTOWN
DOCKS

SOLID COLOURS

CHROME

METAL

INTERNO 9 WIDE
INTERNO 9

STONE

ATLANTIS
NATIVE
ALPES WIDE
ALPES RAW
MONOLITH
UNIKA
RE-WORK
FOSSIL

MARBLE

SENSI SIGNORIA
SENSI GEMS
SENSI UP
SENSI
GRACE

WOOD

ECO CHIC
NEST
CROSSROAD WOOD
DOLPHIN
SOLERAS

RUSTIC

PETRAIA

OUT.20

BLEND / LAB325 / GENT
ATLANTIS / GHOST
NATIVE / UNIKA / RE-WORK
DOLPHIN / SOLERAS / ECO CHIC

OUT.30

LAB325 / TRENTO

DECOR

WIDE&STYLE MINI
PLAY
CROSSROAD BRICK

WALL

DO UP
DO UP TOUCH

SOLUTIONS

LEVEL
FACTORY

HARDKOLL

COLLANTI E SIGILLANTI

TECH

INFORMAZIONI TECNICHE



wall
 CARIBBEAN 60x120
 SENSI GEMS ICEBERG SOFT 120x280
 MATITA ALLUMINIO RAME SCURO 0,5x120

floor
 ECO CHIC BROWN 20x120

WIDE&STYLE MINI



wall
 WHALE, MINT 60x120

floor
 PLAY LABYRINTH SAGE 20x20

Index

CONCRETE

BLEND
 GHOST
 LAB325
 CROSSROAD CHALK
 DOWNTOWN
 DOCKS

SOLID COLOURS

CHROME

METAL

INTERNO 9 WIDE
 INTERNO 9

STONE

ATLANTIS
 NATIVE
 ALPES WIDE
 ALPES RAW
 MONOLITH
 UNIKA
 RE-WORK
 FOSSIL

MARBLE

SENSI SIGNORIA
 SENSI GEMS
 SENSI UP
 SENSI
 GRACE

WOOD

ECO CHIC
 NEST
 CROSSROAD WOOD
 DOLPHIN
 SOLERAS

RUSTIC

PETRAIA

OUT.20

BLEND / LAB325 / GENT
 ATLANTIS / GHOST
 NATIVE / UNIKA / RE-WORK
 DOLPHIN / SOLERAS / ECO CHIC

OUT.30

LAB325 / TRENTO

DECOR

WIDE&STYLE MINI

PLAY
 CROSSROAD BRICK

WALL

DO UP
 DO UP TOUCH

SOLUTIONS

LEVEL
 FACTORY

HARDKOLL

COLLANTI E SIGILLANTI

TECH


INFORMAZIONI TECNICHE

WIDE&STYLE MINI


SOLID COLOURS 7 mm




60x120
0008231 GINGER reff. F 80,50




60x120
0008235 POWDER reff. F 80,50



60x120
0008232 MINT reff. F 80,50



60x120
0008233 SKY reff. F 80,50




60x120
0008228 SNOW reff. F 80,50




60x120
0008229 CLOUD reff. F 80,50


WIDE&STYLE MINI



60x120
0008236 PHARD reff. F 80,50



60x120
0008234 WHALE reff. F 80,50



60x120
0008230 ALABASTER reff. F 80,50

DECOR & WALL

PASTA BIANCA DA RIVESTIMENTO WHITE BODY WALL TILES

CLASSIFICAZIONE SECONDO NORME UNI EN 14411 (ISO 13006) ALLEGATO L-Gruppo BIII
CLASSIFICATION IN ACCORDANCE WITH UNI EN 14411 (ISO 13006) ANNEX L-GROUP BIII

Index

CONCRETE

BLEND
GHOST
LAB325
CROSSROAD CHALK
DOWNTOWN
DOCKS

SOLID COLOURS

CHROME

METAL

INTERNO 9 WIDE
INTERNO 9

STONE

ATLANTIS
NATIVE
ALPES WIDE
ALPES RAW
MONOLITH
UNIKA
RE-WORK
FOSSIL

MARBLE

SENSI SIGNORIA
SENSI GEMS
SENSI UP
SENSI
GRACE

WOOD

ECO CHIC
NEST
CROSSROAD WOOD
DOLPHIN
SOLERAS

RUSTIC

PETRAIA

OUT.20

BLEND / LAB325 / GENT
ATLANTIS / GHOST
NATIVE / UNIKA / RE-WORK
DOLPHIN / SOLERAS / ECO CHIC

OUT.30

LAB325 / TRENTO

DECOR

WIDE&STYLE MINI
PLAY
CROSSROAD BRICK

WALL

DO UP
DO UP TOUCH

SOLUTIONS

LEVEL
FACTORY

HARDKOLL

COLLANTI E SIGILLANTI

TECH

INFORMAZIONI TECNICHE

WIDE&STYLE MINI

DECORATIVE MOOD 7 mm



60x120
0008434 MAUI rett. F 106,90



60x120
0008435 CARIBBEAN rett. F 106,90

WIDE&STYLE MINI

DECOR & WALL



60x120
0008436 ROMANTIC rett. F 106,90



60x120
0008437 PALM rett. F 106,90



60x120
0008438 FOLIAGE rett. F 106,90



60x120
0008441 BERRIES rett. F 106,90



60x120
0008439 ROSES rett. F 106,90



60x120
0008440 FERN rett. F 106,90



wall
MINT 60x120

floor
FOLIAGE 60x120

Le lastre "decorative mood" sono realizzate in gres porcellanato, quindi utilizzabili anche per la posa a pavimento in ambito residenziale.

"Decorative mood" porcelain slabs are suitable for floor use in residential areas.

Articoli con ripresa grafica tra le diverse lastre contenute entro una tolleranza massima di 3 mm. Items with a graphic clearance among the different slabs ranging within 3 mm.

GRES PORCELLANATO PORCELAIN TILES

CLASSIFICAZIONE SECONDO NORME UNI EN 14411 (ISO 13006) ALLEGATO G-Gruppo BIa GL
CLASSIFICATION IN ACCORDANCE WITH UNI EN 14411 (ISO 13006) ANNEX G-GROUP BIa GL

Index

CONCRETE

BLEND
GHOST
LAB325
CROSSROAD CHALK
DOWNTOWN
DOCKS

SOLID COLOURS

CHROME

METAL

INTERNO 9 WIDE
INTERNO 9

STONE

ATLANTIS
NATIVE
ALPES WIDE
ALPES RAW
MONOLITH
UNIKA
RE-WORK
FOSSIL

MARBLE

SENSI SIGNORIA
SENSI GEMS
SENSI UP
SENSI
GRACE

WOOD

ECO CHIC
NEST
CROSSROAD WOOD
DOLPHIN
SOLERAS

RUSTIC

PETRAIA

OUT.20

BLEND / LAB325 / GENT
ATLANTIS / GHOST
NATIVE / UNIKA / RE-WORK
DOLPHIN / SOLERAS / ECO CHIC

OUT.30

LAB325 / TRENTO

DECOR

WIDE&STYLE MINI
PLAY
CROSSROAD BRICK

WALL

DO UP
DO UP TOUCH

SOLUTIONS

LEVEL
FACTORY

HARDKOLL

COLLANTI E SIGILLANTI

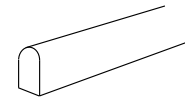
TECH

INFORMAZIONI TECNICHE

WIDE&STYLE MINI

MATITE ALLUMINIO - ALUMINIUM STRIPS

Articoli realizzati in alluminio anodizzato per l'uso a parete, adatti a raccordare piastrelle di diverso spessore (9/7/6 mm). Avvertenze per la posa e la pulizia a pag. 318
Anodized Aluminium strips for use between wall tiles of different thicknesses (9/7/6 mm). Instructions for installation and cleaning page. 318



MATITA ALLUMINIO 0,5x120 4
Parte superiore arrotondata / Rounded top.

MATITA ALLUMINIO
000086 PZ 20,90

Parte superiore arrotondata e colorata con resine acriliche.
Rounded top colored with acrylic resins.

MATITA ALLUM. ORO
0008535 PZ 27,90

MATITA ALLUM. RAME SCURO
0008534 PZ 27,90



MATITA ALLUM. WHITE
000087 PZ 27,90



MATITA ALLUM. TERRACOTTA
0008530 PZ 27,90



MATITA ALLUM. BLU
0008532 PZ 27,90



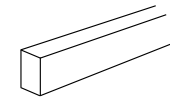
MATITA ALLUM. VERDE
0008531 PZ 27,90



MATITA ALLUM. ARDESIA
0008533 PZ 27,90



MATITA ALLUM. BLACK
000088 PZ 27,90



MATITA ALLUMINIO 0,5x120 4
Parte superiore piatta colorata in bagno galvanico / Flat top colored in galvanic bath.

MATITA ALLUM. BRONZO
0000557 PZ 34,90



MATITA ALLUM. RAME
0000556 PZ 34,90

WIDE&STYLE MINI

DECOR & WALL

DECORI DA RIVESTIMENTO - WALL DECORS 7 mm (SUPERFICIE LUCIDA - GLOSSY SURFACE)



5x120 4
LIST. COLORFUL COGNAC
0000184 glossy PZ 59,90



5x120 4
LIST. COLORFUL OCHRE
0000185 glossy PZ 59,90



5x120 4
LIST. COLORFUL SEA
0000186 glossy PZ 59,90



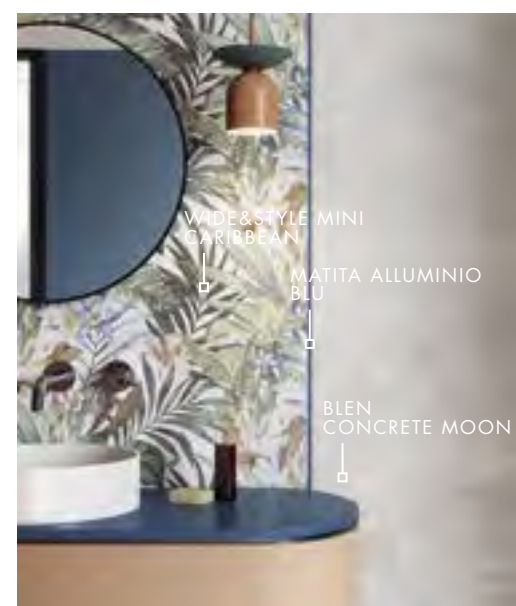
WIDE&STYLE MINI MAUI
MATITA ALLUMINIO TERRACOTTA
WIDE&STYLE MINI ALABASTER



WIDE&STYLE MINI BERRIES
MATITA ALLUMINIO ARDESIA
WIDE&STYLE MINI GINGER



WIDE&STYLE MINI PALM
MATITA ALLUMINIO ORO
WIDE&STYLE MINI WHALE



WIDE&STYLE MINI SHIRAZ
MATITA ALLUMINIO BLU
BLEN CONCRETE MOON



WIDE&STYLE MINI FOLIAGE
MATITA ALLUMINIO VERDE
ATLANTIS SMOKE



WIDE&STYLE MINI ROMANTIC
MATITA ALLUMINIO RAME SCURO
CROSSROAD WOOD WHITE

DECORATIVE MOOD - TECHNICAL DATA

GRES PORCELLANATO PORCELAIN TILES

Classificazione secondo norme UNI EN 14411 (ISO 13006) Allegato G-Gruppo Bla GL
Classification in accordance with UNI EN 14411 (ISO 13006) Annex G-Group Bla GL

PROPRIETÀ FISICO-CHIMICHE PHYSICAL-CHEMICAL PROPERTIES	NORMA NORM	VALORE PRESCRITTO DALLE NORME VALUE PRESCRIBED FROM THE NORMS	VAL. / VALUE WIDE&STYLE MINI DECORATIVE MOOD
	B.C.R.A. C.A.	$\mu > 0,19$ SCIVOLOSITÀ PERICOLOSA - DANGEROUSLY SLIPPERY $0,20 < \mu < 0,39$ SCIVOLOSITÀ ECCESSIVA - EXCESSIVELY SLIPPERY $0,40 < \mu < 0,74$ ATRITTO SODDISFACENTE - SATISFACTORY GRIP $\mu > 0,75$ ATRITTO ECCELLENTE - EXCELLENT GRIP	> 0,40
	B.C.R.A. G.B.		> 0,40
RESISTENZA ALLO SCIVOLAMENTO SLIP RESISTANCE	ASTM C 1028 (S.C.O.F.)	SLIP RESISTANT (> 0,60)	> 0,60 DRY > 0,60 WET
	DIN 51130	IN FUNZIONE DELL'AMBIENTE O DELLA ZONA DI LAVORO BASING ON THE ENVIRONMENT OR THE WORKING AREA	R10
	DIN 51097	-	A+B
	ANSI A 137-1:2012 (D.C.O.F.)	$\geq 0,42$	> 0,42

Le lastre "decorative mood" sono realizzate in gres porcellanato, quindi utilizzabili anche per la posa a pavimento in ambito residenziale.
"Decorative mood" porcelain slabs are suitable for floor use in residential areas.

Index

CONCRETE

BLEND
GHOST
LAB325
CROSSROAD CHALK
DOWNTOWN
DOCKS

SOLID COLOURS

CHROME

METAL

INTERNO 9 WIDE
INTERNO 9

STONE

ATLANTIS
NATIVE
ALPES WIDE
ALPES RAW
MONOLITH
UNIKA
RE-WORK
FOSSIL

MARBLE

SENSI SIGNORIA
SENSI GEMS
SENSI UP
SENSI
GRACE

WOOD

ECO CHIC
NEST
CROSSROAD WOOD
DOLPHIN
SOLERAS

RUSTIC

PETRAIA

OUT.20

BLEND / LAB325 / GENT
ATLANTIS / GHOST
NATIVE / UNIKA / RE-WORK
DOLPHIN / SOLERAS / ECO CHIC

OUT.30

LAB325 / TRENTO

DECOR

WIDE&STYLE MINI
PLAY
CROSSROAD BRICK

WALL

DO UP
DO UP TOUCH

SOLUTIONS

LEVEL
FACTORY

HARDKOLL

COLLANTI E SIGILLANTI

TECH


INFORMAZIONI TECNICHE

PLAY

GRES PORCELLANATO / PORCELAIN TILES			
8,5 mm 20x20 matt			
	DOTS		DROPS
	MARBLE		CONCRETE DESIGN
	CONCRETE RETRÒ		LABRYRINTH
	CARPET		CLASSIC
	RE-USED		OXIDE
	EDGE		ETNO
	STRING		HERITAGE

Index

- CONCRETE**
 - BLEND
 - GHOST
 - LAB325
 - CROSSROAD CHALK
 - DOWNTOWN
 - DOCKS
- SOLID COLOURS**
 - CHROME
- METAL**
 - INTERNO 9 WIDE
 - INTERNO 9
- STONE**
 - ATLANTIS
 - NATIVE
 - ALPES WIDE
 - ALPES RAW
 - MONOLITH
 - UNIKA
 - RE-WORK
 - FOSSIL
- MARBLE**
 - SENSI SIGNORIA
 - SENSI GEMS
 - SENSI UP
 - SENSI
 - GRACE
- WOOD**
 - ECO CHIC
 - NEST
 - CROSSROAD WOOD
 - DOLPHIN
 - SOLERAS
- RUSTIC**
 - PETRAIA
- OUT.20**
 - BLEND / LAB325 / GENT
 - ATLANTIS / GHOST
 - NATIVE / UNIKA / RE-WORK
 - DOLPHIN / SOLERAS / ECO CHIC
- OUT.30**
 - LAB325 / TRENTO
- DECOR**
 - WIDE&STYLE MINI
 - PLAY**
 - CROSSROAD BRICK
- WALL**
 - DO UP
 - DO UP TOUCH
- SOLUTIONS**
 - LEVEL
 - FACTORY
- HARDKOLL**
 - COLLANTI E SIGILLANTI
- TECH**
 - INFORMAZIONI TECNICHE





Index

CONCRETE

BLEND
GHOST
LAB325
CROSSROAD CHALK
DOWNTOWN
DOCKS

SOLID COLOURS

CHROME

METAL

INTERNO 9 WIDE
INTERNO 9

STONE

ATLANTIS
NATIVE
ALPES WIDE
ALPES RAW
MONOLITH
UNIKA
RE-WORK
FOSSIL

MARBLE

SENSI SIGNORIA
SENSI GEMS
SENSI UP
SENSI
GRACE

WOOD

ECO CHIC
NEST
CROSSROAD WOOD
DOLPHIN
SOLERAS

RUSTIC

PETRAIA

OUT.20

BLEND / LAB325 / GENT
ATLANTIS / GHOST
NATIVE / UNIKA / RE-WORK
DOLPHIN / SOLERAS / ECO CHIC

OUT.30

LAB325 / TRENTO

DECOR

WIDE&STYLE MINI

PLAY
CROSSROAD BRICK

WALL

DO UP
DO UP TOUCH

SOLUTIONS

LEVEL
FACTORY

HARDKOLL

COLLANTI E SIGILLANTI

TECH

INFORMAZIONI TECNICHE

PLAY


DOTS



20x20
PLAY DOTS WHITE
0005890 nat. F 61,50



20x20
PLAY DOTS BLACK
0005891 nat. F 61,50



20x20
PLAY DOTS MULTIWHITE
0005892 nat. F 61,50




20x20
PLAY DOTS MULTIBLACK
0005893 nat. F 61,50

DROPS



20x20
PLAY DROPS MULTIWHITE
0005894 nat. F 61,50




20x20
PLAY DROPS MULTIBLACK
0005895 nat. F 61,50

MARBLE



20x20
*PLAY MARBLE WHITE
0005896 nat. F 61,50



20x20
*PLAY MARBLE BLACK
0005897 nat. F 61,50

PLAY

CONCRETE DESIGN



20x20
PLAY CONCRETE DESIGN A
0005902 nat. F 61,50



20x20
PLAY CONCRETE DESIGN B
0005903 nat. F 61,50




20x20
PLAY CONCRETE DESIGN C
0005904 nat. F 61,50


CONCRETE RETRÒ



20x20
*PLAY CONCRETE RETRÒ MIX
0005898 nat. F 61,50



20x20
PLAY CONCRETE RETRÒ A
0005899 nat. F 61,50



20x20
PLAY CONCRETE RETRÒ B
0005900 nat. F 61,50



20x20
PLAY CONCRETE RETRÒ C
0005901 nat. F 61,50

* Articolo composto da pattern grafici diversi e miscelati in modo casuale in fase di inscatolamento. Non si garantisce pertanto la presenza costante di tutti i soggetti all'interno delle confezioni. This article comes in several different versions that are mixed randomly at the time of packaging. There is therefore no guarantee that all patterns will be present in any individual box.

DECOR & WALL

Index

CONCRETE

BLEND
GHOST
LAB325
CROSSROAD CHALK
DOWNTOWN
DOCKS

SOLID COLOURS

CHROME

METAL

INTERNO 9 WIDE
INTERNO 9

STONE

ATLANTIS
NATIVE
ALPES WIDE
ALPES RAW
MONOLITH
UNIKA
RE-WORK
FOSSIL

MARBLE

SENSI SIGNORIA
SENSI GEMS
SENSI UP
SENSI
GRACE

WOOD

ECO CHIC
NEST
CROSSROAD WOOD
DOLPHIN
SOLERAS

RUSTIC

PETRAIA

OUT.20

BLEND / LAB325 / GENT
ATLANTIS / GHOST
NATIVE / UNIKA / RE-WORK
DOLPHIN / SOLERAS / ECO CHIC

OUT.30

LAB325 / TRENTO

DECOR

WIDE&STYLE MINI

PLAY
CROSSROAD BRICK

WALL

DO UP
DO UP TOUCH

SOLUTIONS

LEVEL
FACTORY

HARDKOLL


COLLANTI E SIGILLANTI

TECH

INFORMAZIONI TECNICHE

PLAY

LABYRINTH




20x20
* PLAY LABYRINTH MIX MULTICOLOR
0003352 nat. F 61,50



20x20
* PLAY LABYRINTH MIX GREY
0003367 nat. F 61,50



20x20
PLAY LABYRINTH CLAY
0003368 nat. F 61,50



20x20
PLAY LABYRINTH SAGE
0003369 nat. F 61,50




20x20
PLAY LABYRINTH COTTO
0003370 nat. F 61,50




20x20
PLAY LABYRINTH PEARL
0003371 nat. F 61,50

CARPET



20x20
* PLAY CARPET MIX MULTICOLOR
0003351 nat. F 61,50



20x20
* PLAY CARPET MIX GREY
0003366 nat. F 61,50

PLAY

CLASSIC



20x20
* PLAY LABYRINTH MIX MULTICOLOR
0003474 nat. F 61,50




20x20
* PLAY CLASSIC MIX GREY
0003475 nat. F 61,50



20x20
PLAY CLASSIC BROWN
0003476 nat. F 61,50



20x20
PLAY CLASSIC SKY
0003477 nat. F 61,50



20x20
PLAY CLASSIC SAGE
0003478 nat. F 61,50



20x20
PLAY CLASSIC COTTO
0003479 nat. F 61,50

RE-USED



20x20
* PLAY RE-USED MIX GREY
0003480 nat. F 61,50



20x20
* PLAY RE-USED MIX CLAY
0003481 nat. F 61,50

* Articolo composto da pattern grafici diversi e miscelati in modo casuale in fase di inscatolamento. Non si garantisce pertanto la presenza costante di tutti i soggetti all'interno delle confezioni. This article comes in several different versions that are mixed randomly at the time of packaging. There is therefore no guarantee that all patterns will be present in any individual box.

DECOR & WALL

Index

CONCRETE

BLEND
GHOST
LAB325
CROSSROAD CHALK
DOWNTOWN
DOCKS

SOLID COLOURS

CHROME

METAL

INTERNO 9 WIDE
INTERNO 9

STONE

ATLANTIS
NATIVE
ALPES WIDE
ALPES RAW
MONOLITH
UNIKA
RE-WORK
FOSSIL

MARBLE

SENSI SIGNORIA
SENSI GEMS
SENSI UP
SENSI
GRACE

WOOD

ECO CHIC
NEST
CROSSROAD WOOD
DOLPHIN
SOLERAS

RUSTIC

PETRAIA

OUT.20

BLEND / LAB325 / GENT
ATLANTIS / GHOST
NATIVE / UNIKA / RE-WORK
DOLPHIN / SOLERAS / ECO CHIC

OUT.30

LAB325 / TRENTO

DECOR

WIDE&STYLE MINI

PLAY
CROSSROAD BRICK

WALL

DO UP
DO UP TOUCH

SOLUTIONS

LEVEL
FACTORY

HARDKOLL


COLLANTI E SIGILLANTI

TECH


INFORMAZIONI TECNICHE

PLAY


OXIDE



20x20
* **PLAY OXIDE WHITE**
0003493 nat. F 61,50



20x20
* **PLAY OXIDE JADE**
0003494 nat. F 61,50



20x20
* **PLAY OXIDE BRONZE**
0003495 nat. F 61,50

EDGE




20x20
* **PLAY EDGE MIX MULTICOLOR**
0003482 nat. F 61,50




20x20
* **PLAY EDGE MIX GREY**
0003483 nat. F 61,50

ETNO



20x20
* **PLAY ETNO MIX PEARL**
0003484 nat. F 61,50



20x20
* **PLAY ETNO MIX DARK**
0003486 nat. F 61,50


* Articolo composto da pattern grafici diversi e miscelati in modo casuale in fase di inscatolamento. Non si garantisce pertanto la presenza costante di tutti i soggetti all'interno delle confezioni. This article comes in several different versions that are mixed randomly at the time of packaging. There is therefore no guarantee that all patterns will be present in any individual box.

PLAY

STRING




20x20
* **PLAY STRING MIX MULTICOLOR**
0003487 nat. F 61,50




20x20
* **PLAY STRING MIX COLD**
0003489 nat. F 61,50


HERITAGE



20x20
* **PLAY HERITAGE PEARL**
0003554 nat. F 61,50



20x20
* **PLAY HERITAGE GREY**
0003496 nat. F 61,50



20x20
* **PLAY HERITAGE DARK**
0003497 nat. F 61,50



20x20
* **PLAY HERITAGE CLAY**
0003498 nat. F 61,50

GRES PORCELLANATO PORCELAIN TILES

Classificazione secondo norme UNI EN 14411 (ISO 13006) Allegato G-Gruppo Bla GL
Classification in accordance with UNI EN 14411 (ISO 13006) Annex G-Group Bla GL

DECOR & WALL

Index

CONCRETE

BLEND
GHOST
LAB325
CROSSROAD CHALK
DOWNTOWN
DOCKS

SOLID COLOURS

CHROME

METAL

INTERNO 9 WIDE
INTERNO 9

STONE

ATLANTIS
NATIVE
ALPES WIDE
ALPES RAW
MONOLITH
UNIKA
RE-WORK
FOSSIL

MARBLE

SENSI SIGNORIA
SENSI GEMS
SENSI UP
SENSI
GRACE

WOOD

ECO CHIC
NEST
CROSSROAD WOOD
DOLPHIN
SOLERAS

RUSTIC

PETRAIA

OUT.20

BLEND / LAB325 / GENT
ATLANTIS / GHOST
NATIVE / UNIKA / RE-WORK
DOLPHIN / SOLERAS / ECO CHIC

OUT.30

LAB325 / TRENTO

DECOR

WIDE&STYLE MINI

PLAY
CROSSROAD BRICK

WALL

DO UP
DO UP TOUCH

SOLUTIONS

LEVEL
FACTORY

HARDKOLL

COLLANTI E SIGILLANTI

TECH

INFORMAZIONI TECNICHE

CROSSROAD BRICK









PASTA BIANCA DA RIVESTIMENTO / WHITE BODY WALL TILES

8 mm
7,5x30 glossy



CROSSROAD BRICK

DECOR & WALL

 7,5x30 BRICK WHITE 0001337 F 62,90	 7,5x30 BRICK SMOKE 0001340 F 62,90	 7,5x30 BRICK SAGE 0001343 F 62,90
 7,5x30 BRICK SAND 0001338 F 62,90	 7,5x30 BRICK COAL 0001341 F 62,90	 7,5x30 BRICK CLAY 0001344 F 62,90
 7,5x30 BRICK GREY 0001339 F 62,90	 7,5x30 BRICK BLUE 0001342 F 62,90	

2x30 \varnothing 4
** FASCIA MICRO ARGENTO
SCT067 PZ 13,90

2x30 \varnothing 4
** FASCIA MICRO ORO
SCT066 PZ 13,90

** Articoli realizzati con metalli preziosi; si consiglia di pulire la superficie senza utilizzare prodotti contenenti sostanze abrasive.
Items produced with precious metals; do not use products containing abrasive substances to clean the surface.

Per visualizzare il progetto completo vedi pag. 54 Crossroad Chalk e pag. 218 Crossroad Wood
For the complete collection see at page 54 Crossroad Chalk and page 218 Crossroad Wood

MATITE ALLUMINIO - ALUMINIUM STRIPS

Articoli realizzati in alluminio anodizzato per l'uso a parete, adatti a raccordare piastrelle di diverso spessore (9/7/6 mm). Avvertenze per la posa e la pulizia a pag. 318
Anodized Aluminium strips for use between wall tiles of different thicknesses (9/7/6 mm). Instructions for installation and cleaning page. 318

	MATITA ALLUM. WHITE 0000087 PZ 27,90	
MATITA ALLUMINIO 0,5x120 \varnothing 4 Parte superiore arrotondata / Rounded top.	MATITA ALLUM. TERRACOTTA 0008530 PZ 27,90	MATITA ALLUMINIO 0,5x120 \varnothing 4 Parte superiore piatta colorata in bagno galvanico / Flat top colored in galvanic bath.
 MATITA ALLUMINIO 0000086 PZ 20,90	 MATITA ALLUM. BLU 0008532 PZ 27,90	 MATITA ALLUM. BRONZO 0000557 PZ 34,90
Parte superiore arrotondata e colorata con resine acriliche. Rounded top colored with acrylic resins.	 MATITA ALLUM. VERDE 0008531 PZ 27,90	 MATITA ALLUM. RAME 0000556 PZ 34,90
 MATITA ALLUM. ORO 0008535 PZ 27,90	 MATITA ALLUM. ARDESIA 0008533 PZ 27,90	
 MATITA ALLUM. RAME SCURO 0008534 PZ 27,90	 MATITA ALLUM. BLACK 0000088 PZ 27,90	




PASTA BIANCA DA RIVESTIMENTO WHITE BODY WALL TILES

Classificazione secondo norme UNI EN 14411 (ISO 13006) Allegato L-Gruppo BIII
Classification in accordance with UNI EN 14411 (ISO 13006) Annex L-Group BIII

Index

CONCRETE	BLEND GHOST LAB325 CROSSROAD CHALK DOWNTOWN DOCKS
SOLID COLOURS	CHROME
METAL	INTERNO 9 WIDE INTERNO 9
STONE	ATLANTIS NATIVE ALPES WIDE ALPES RAW MONOLITH UNIKA RE-WORK FOSSIL
MARBLE	SENSI SIGNORIA SENSI GEMS SENSI UP SENSI GRACE
WOOD	ECO CHIC NEST CROSSROAD WOOD DOLPHIN SOLERAS
RUSTIC	PETRAIA
OUT.20	BLEND / LAB325 / GENT ATLANTIS / GHOST NATIVE / UNIKA / RE-WORK DOLPHIN / SOLERAS / ECO CHIC
OUT.30	LAB325 / TRENTO
DECOR	WIDE&STYLE MINI PLAY CROSSROAD BRICK
WALL	DO UP DO UP TOUCH
SOLUTIONS	LEVEL FACTORY
HARDKOLL	COLLANTI E SIGILLANTI
TECH	INFORMAZIONI TECNICHE

DO UP

PASTA BIANCA DA RIVESTIMENTO / WHITE BODY WALL TILES	
7 mm	
60x120	matt
30x120	matt
	COVER NEUTRAL
	COVER TORTORA
	COVER SABBIA

Index

CONCRETE

BLEND
GHOST
LAB325
CROSSROAD CHALK
DOWNTOWN
DOCKS

SOLID COLOURS

CHROME

METAL

INTERNO 9 WIDE
INTERNO 9

STONE

ATLANTIS
NATIVE
ALPES WIDE
ALPES RAW
MONOLITH
UNIKA
RE-WORK
FOSSIL

MARBLE

SENSI SIGNORIA
SENSI GEMS
SENSI UP
SENSI
GRACE

WOOD

ECO CHIC
NEST
CROSSROAD WOOD
DOLPHIN
SOLERAS

RUSTIC

PETRAIA

OUT.20

BLEND / LAB325 / GENT
ATLANTIS / GHOST
NATIVE / UNIKA / RE-WORK
DOLPHIN / SOLERAS / ECO CHIC

OUT.30

LAB325 / TRENTO

DECOR

WIDE&STYLE MINI
PLAY
CROSSROAD BRICK

WALL

DO UP
DO UP TOUCH

SOLUTIONS

LEVEL
FACTORY

HARDKOLL

COLLANTI E SIGILLANTI

TECH

INFORMAZIONI TECNICHE




COVER




60x120 ☞ 2
DOR3407A COVER NEUTRAL rett. F 64,50
 30x120 ☞ 4
DOR57070 COVER NEUTRAL rett. F 64,50



60x120 ☞ 2
DOR3447A COVER SABBIA rett. F 64,50
 30x120 ☞ 4
DOR57470 COVER SABBIA rett. F 64,50




60x120 ☞ 2
DOR3442A COVER TORTORA rett. F 64,50
 30x120 ☞ 4
DOR57420 COVER TORTORA rett. F 64,50



30x30 ☞ 4
DOR34085 MOS. MINI COVER NEUTRAL F 252,90



30x30 ☞ 4
DOR34475 MOS. MINI COVER SABBIA F 252,90



30x30 ☞ 4
DOR34425 MOS. MINI COVER TORTORA F 252,90

COVER



120x240 ☞ 1 cp = 2 box
DOR34073 PROG. COVER GEISHA 4 PZ. PZ 1.398,90 (prezzo a cp.)




60x120 ☞ 1
DOR34079 DEC. COVER GEISHA PZ 298,90



120x240 ☞ 1 cp = 2 box
DOR34074 PROG. COVER LOVE 4 PZ. PZ 1.398,90 (prezzo a cp.)



60x120 ☞ 1
DOR34082 DEC. COVER CITY PZ 298,90



120x240 ☞ 1 cp = 2 box
DOR34086 PROG. COVER SPRING 4 PZ. PZ 1.398,90 (prezzo a cp.)



60x120 ☞ 1
DOR34080 DEC. COVER SPRING PZ 298,90

Index

CONCRETE

- BLEND
- GHOST
- LAB325
- CROSSROAD CHALK
- DOWNTOWN
- DOCKS

SOLID COLOURS

- CHROME

METAL

- INTERNO 9 WIDE
- INTERNO 9

STONE

- ATLANTIS
- NATIVE
- ALPES WIDE
- ALPES RAW
- MONOLITH
- UNIKA
- RE-WORK
- FOSSIL

MARBLE

- SENSI SIGNORIA
- SENSI GEMS
- SENSI UP
- SENSI
- GRACE

WOOD

- ECO CHIC
- NEST
- CROSSROAD WOOD
- DOLPHIN
- SOLERAS

RUSTIC

- PETRAIA

OUT.20

- BLEND / LAB325 / GENT
- ATLANTIS / GHOST
- NATIVE / UNIKA / RE-WORK
- DOLPHIN / SOLERAS / ECO CHIC

OUT.30

- LAB325 / TRENTO

DECOR

- WIDE&STYLE MINI
- PLAY
- CROSSROAD BRICK

WALL

- DO UP**
- DO UP TOUCH

SOLUTIONS

- LEVEL
- FACTORY

HARDKOLL

- COLLANTI E SIGILLANTI

TECH

- INFORMAZIONI TECNICHE

MEMORY




60x120 ☞ 2
* **DOR3452A** MEMORY SABBIA rett. F 74,50



60x120 ☞ 2
* **DOR3457A** MEMORY RUST rett. F 74,50

REVERSE



60x120 ☞ 2
** **DOR3412A** REVERSE EARTH rett. F 74,50



60x120 ☞ 2
** **DOR3417A** REVERSE SKY rett. F 74,50




* La non perfetta continuità di linee, rilievi o motivi grafici tra piastrelle adiacenti è naturale conseguenza del processo produttivo, pertanto non costituisce un vizio del prodotto.
Any variations in graphic designs or textures between adjacent tiles are a natural consequence of the manufacturing process and do not constitute a product defect.

AFFRESCO





60x120 ☞ 2
** **DOR34720** AFFRESCO DARK rett. F 74,50



30x120 ☞ 4
** **DOR57720** AFFRESCO DARK rett. F 74,50

SCRATCH



30x120 ☞ 4
** **DOR57620** SCRATCH rett. F 74,50

Index

CONCRETE

BLEND
GHOST
LAB325
CROSSROAD CHALK
DOWNTOWN
DOCKS

SOLID COLOURS

CHROME

METAL

INTERNO 9 WIDE
INTERNO 9

STONE

ATLANTIS
NATIVE
ALPES WIDE
ALPES RAW
MONOLITH
UNIKA
RE-WORK
FOSSIL

MARBLE

SENSI SIGNORIA
SENSI GEMS
SENSI UP
SENSI
GRACE

WOOD

ECO CHIC
NEST
CROSSROAD WOOD
DOLPHIN
SOLERAS

RUSTIC

PETRAIA

OUT.20

BLEND / LAB325 / GENT
ATLANTIS / GHOST
NATIVE / UNIKA / RE-WORK
DOLPHIN / SOLERAS / ECO CHIC

OUT.30

LAB325 / TRENTO

DECOR

WIDE&STYLE MINI
PLAY
CROSSROAD BRICK

WALL

DO UP
DO UP TOUCH

SOLUTIONS

LEVEL
FACTORY

HARDKOLL

COLLANTI E SIGILLANTI

TECH

INFORMAZIONI TECNICHE



60x120 ☞ 2
** **DOR34670** AFFRESCO LIGHT rett. F 74,50



30x120 ☞ 4
** **DOR57670** AFFRESCO LIGHT rett. F 74,50



** Articolo composto da pattern grafici diversi che non prevedono agganci tra loro e miscelati in modo casuale in fase di inscatolamento.
Non si garantisce pertanto la presenza costante di tutti i soggetti all'interno delle confezioni.
This article comes in several different versions with unconnected patterns that are mixed randomly at the time of packaging. There is therefore no guarantee that all patterns will be present in any individual box.

STREET MATT



60x120 2
* **DOR34220** STREET WHITE MATT rett. F 74,50



60x120 2
* **DOR34320** STREET BLACK MATT rett. F 74,50



60x120 1
* **DOR34221** DEC. STREET KID-BELIEVE MATT PZ 298,90



* 60x120 2
** **DOR34230** DEC. STREET CLASS BLACK MIX2 (prezzo al pz.) PZ 328,90



60x120 1
* **DOR34222** DEC. STREET KID-NEXT MATT PZ 298,90



* 60x120 2
** **DOR34230** DEC. STREET CLASS BLACK MIX2 (prezzo al pz.) PZ 328,90



60x120 1
* **DOR34223** DEC. STREET KID-WHY MATT PZ 298,90

* La non perfetta continuità di linee, rilievi o motivi grafici tra piastrelle adiacenti è naturale conseguenza del processo produttivo, pertanto non costituisce un vizio del prodotto. Any variations in graphic designs or textures between adjacent tiles are a natural consequence of the manufacturing process and do not constitute a product defect.

** Articoli realizzati con metalli preziosi; si consiglia di pulire la superficie senza utilizzare prodotti contenenti sostanze abrasive. Items produced with precious metals; do not use products containing abrasive substances to clean the surface.

STREET GLOSSY



60x120 2
* **DOR34270** STREET WHITE GLOSSY rett. F 74,50



120x240 1 cp = 2 box
* **DOR34224** PROG. STREET MISS YOU GLOSSY 4 PZ. PZ 1.398,90 (prezzo a cp.)



120x240 1 cp = 2 box
* **DOR34225** PROG. STREET MAXI COLORS GLOSSY 4 PZ. PZ 1.398,90 (prezzo a cp.)

PASTA BIANCA DA RIVESTIMENTO WHITE BODY WALL TILES

Classificazione secondo norme UNI EN 14411 (ISO 13006) Allegato L Gruppo Bill
Classification in accordance with UNI EN 14411 (ISO 13006) Annex L Group Bill

CONCRETE

BLEND
GHOST
LAB325
CROSSROAD CHALK
DOWNTOWN
DOCKS

SOLID COLOURS

CHROME

METAL

INTERNO 9 WIDE
INTERNO 9

STONE

ATLANTIS
NATIVE
ALPES WIDE
ALPES RAW
MONOLITH
UNIKA
RE-WORK
FOSSIL

MARBLE

SENSI SIGNORIA
SENSI GEMS
SENSI UP
SENSI
GRACE

WOOD

ECO CHIC
NEST
CROSSROAD WOOD
DOLPHIN
SOLERAS

RUSTIC

PETRAIA

OUT.20

BLEND / LAB325 / GENT
ATLANTIS / GHOST
NATIVE / UNIKA / RE-WORK
DOLPHIN / SOLERAS / ECO CHIC

OUT.30

LAB325 / TRENTO

DECOR

WIDE&STYLE MINI
PLAY
CROSSROAD BRICK

WALL

DO UP
DO UP TOUCH

SOLUTIONS

LEVEL
FACTORY



HARDKOLL

COLLANTI E SIGILLANTI

TECH


INFORMAZIONI TECNICHE

DO UP TOUCH

PASTA BIANCA DA RIVESTIMENTO / WHITE BODY WALL TILES	
7 mm	
60x120	matt
30x120	matt
7,5x30	matt
	WHITE
	IVORY

Index

CONCRETE	BLEND GHOST LAB325 CROSSROAD CHALK DOWNTOWN DOCKS
SOLID COLOURS	CHROME
METAL	INTERNO 9 WIDE INTERNO 9
STONE	ATLANTIS NATIVE ALPES WIDE ALPES RAW MONOLITH UNIKA RE-WORK FOSSIL
MARBLE	SENSI SIGNORIA SENSI GEMS SENSI UP SENSI GRACE
WOOD	ECO CHIC NEST CROSSROAD WOOD DOLPHIN SOLERAS
RUSTIC	PETRAIA
OUT.20	BLEND / LAB325 / GENT ATLANTIS / GHOST NATIVE / UNIKA / RE-WORK DOLPHIN / SOLERAS / ECO CHIC
OUT.30	LAB325 / TRENTO
DECOR	WIDE&STYLE MINI PLAY CROSSROAD BRICK
WALL	DO UP DO UP TOUCH
SOLUTIONS	LEVEL FACTORY
HARDKOLL	COLLANTI E SIGILLANTI
TECH	INFORMAZIONI TECNICHE




DO UP TOUCH

WHITE




60x120  2
3DR34050 BASE WHITE matt rett. F 64,50
 30x120  4
3DR57050 BASE WHITE matt rett. F 64,50





30x120  4
3DR57200 SOFT WHITE matt rett. F 74,50



30x120  4
 * **3DR57300** PLISSÉ WHITE matt rett. F 74,50



7,5x30  20
 BRICK MIX 4 WHITE
3DR34060 matt rett. F 84,90

30x30  4
 MOS. DYNAMIC WHITE
3DR57451 matt rett. F 169,90
3DR57501 glossy rett. F 169,90

DECORI DA RIVESTIMENTO - WALL DECORS

7 mm



5x120  4
 LIST. COLORFUL COGNAC
0000184 glossy PZ 59,90




5x120  4
 LIST. COLORFUL SEA
0000186 glossy PZ 59,90


DO UP TOUCH

IVORY




30x120  4
3DR57150 BASE IVORY matt rett. F 64,50




30x120  4
3DR57250 SOFT IVORY matt rett. F 74,50



30x120  4
 * **3DR57400** PLISSÉ IVORY matt rett. F 74,50



7,5x30  20
 BRICK MIX 4 IVORY
3DR34160 matt rett. F 84,90

30x30  4
 MOS. DYNAMIC IVORY
3DR57551 matt rett. F 169,90

* La non perfetta continuità di linee, rilievi o motivi grafici tra piastrelle adiacenti è naturale conseguenza del processo produttivo, pertanto non costituisce un vizio del prodotto.
 Any variations in graphic designs or textures between adjacent tiles are a natural consequence of the manufacturing process and donot constitute a product defect.

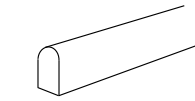
PASTA BIANCA DA RIVESTIMENTO WHITE BODY WALL TILES

Classificazione secondo norme UNI EN 14411 (ISO 13006) Allegato L Gruppo Bill
 Classification in accordance with UNI EN 14411 (ISO 13006) Annex L Group Bill

DECOR & WALL

MATITE ALLUMINIO ALUMINIUM STRIPS

Articoli realizzati in alluminio anodizzato per l'uso a parete, adatti a raccordare piastrelle di diverso spessore (9/7/6 mm). Avvertenze per la posa e la pulizia a pag. 318
 Anodized Aluminium strips for use between wall tiles of different thicknesses (9/7/6 mm). Instructions for installation and cleaning page. 318



MATITA ALLUMINIO 0,5x120  4
 Parte superiore arrotondata / Rounded top.

 MATITA ALLUMINIO
0000086 PZ 20,90

Parte superiore arrotondata e colorata con resine acriliche.
 Rounded top colored with acrylic resins.

 MATITA ALLUM. ORO
0008535 PZ 27,90

 MATITA ALLUM. RAME SCURO
0008534 PZ 27,90

 MATITA ALLUM. WHITE
0000087 PZ 27,90

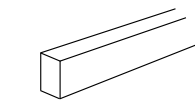
 MATITA ALLUM. TERRACOTTA
0008530 PZ 27,90

 MATITA ALLUM. BLU
0008532 PZ 27,90

 MATITA ALLUM. VERDE
0008531 PZ 27,90

 MATITA ALLUM. ARDESIA
0008533 PZ 27,90

 MATITA ALLUM. BLACK
0000088 PZ 27,90



MATITA ALLUMINIO 0,5x120  4
 Parte superiore pialla colorata in bagno galvanico / Flat top colored in galvanic bath.

 MATITA ALLUM. BRONZO
0000557 PZ 34,90

 MATITA ALLUM. RAME
0000556 PZ 34,90

Index

CONCRETE

BLEND
 GHOST
 LAB325
 CROSSROAD CHALK
 DOWNTOWN
 DOCKS

SOLID COLOURS

CHROME

METAL

INTERNO 9 WIDE
 INTERNO 9

STONE

ATLANTIS
 NATIVE
 ALPES WIDE
 ALPES RAW
 MONOLITH
 UNIKA
 RE-WORK
 FOSSIL

MARBLE

SENSI SIGNORIA
 SENSI GEMS
 SENSI UP
 SENSI
 GRACE

WOOD

ECO CHIC
 NEST
 CROSSROAD WOOD
 DOLPHIN
 SOLERAS

RUSTIC

PETRAIA

OUT.20

BLEND / LAB325 / GENT
 ATLANTIS / GHOST
 NATIVE / UNIKA / RE-WORK
 DOLPHIN / SOLERAS / ECO CHIC

OUT.30

LAB325 / TRENTO

DECOR

WIDE&STYLE MINI
 PLAY
 CROSSROAD BRICK

WALL

DO UP
DO UP TOUCH

SOLUTIONS

LEVEL
 FACTORY

HARDKOLL

COLLANTI E SIGILLANTI

TECH

INFORMAZIONI TECNICHE

SOLUTIONS

GRES PORCELLANATO
PORCELAIN TILES



WALL & FLOOR - PAVIMENTI E RIVESTIMENTI

SOLUTIONS

LEVEL 302
FACTORY 304

Index

CONCRETE

BLEND
GHOST
LAB325
CROSSROAD CHALK
DOWNTOWN
DOCKS

SOLID COLOURS

CHROME

METAL

INTERNO 9 WIDE
INTERNO 9

STONE

ATLANTIS
NATIVE
ALPES WIDE
ALPES RAW
MONOLITH
UNIKA
RE-WORK
FOSSIL

MARBLE

SENSI SIGNORIA
SENSI GEMS
SENSI UP
SENSI
GRACE

WOOD

ECO CHIC
NEST
CROSSROAD WOOD
DOLPHIN
SOLERAS

RUSTIC

PETRAIA

OUT.20

BLEND / LAB325 / GENT
ATLANTIS / GHOST
NATIVE / UNIKA / RE-WORK
DOLPHIN / SOLERAS / ECO CHIC

OUT.30

LAB325 / TRENTO

DECOR

WIDE&STYLE MINI
PLAY
CROSSROAD BRICK

WALL

DO UP
DO UP TOUCH

SOLUTIONS

LEVEL
FACTORY

HARDKOLL

COLLANTI E SIGILLANTI

TECH

INFORMAZIONI TECNICHE



LEVEL BLACK

PEZZI SPECIALI / SPECIAL TRIMS	LEVEL IVORY	LEVEL GREY	LEVEL SILVER	LEVEL BLACK
BATTISCOPA 6,5x60,4 PZ 7,90	LEN01051	LEN01151	LEN01101	LEN01201
DECORI / DECORATIVE	LEVEL IVORY	LEVEL GREY	LEVEL SILVER	LEVEL BLACK
MOS. QUADRETTI 30x30 F 101,90	LER09051	LER09151	LER09101	LER09201

GRES PORCELLANATO A MASSA COLORATA FULL BODY COLORED PORCELAIN

Classificazione secondo norme UNI EN 14411 (ISO 13006) Allegato G-Gruppo Bla GL
Classification in accordance with UNI EN 14411 (ISO 13006) Annex G-Group Bla GL


R10 A+B

IVORY



60,4x60,4	nat.	LEN01050	F 30,50
60x60	nat rett.	LER0105A	F 35,90
30x60,4	nat.	LEN03050	F 28,90
30x60	nat rett.	LER0305A	F 33,90

SILVER




60,4x60,4	nat.	LEN01100	F 30,50
60x60	nat rett.	LER0110A	F 35,90
30x60,4	nat.	LEN03100	F 28,90
30x60	nat rett.	LER0310A	F 33,90

GREY



60,4x60,4	nat.	LEN01150	F 30,50
60x60	nat rett.	LER0115A	F 35,90
30x60,4	nat.	LEN03150	F 28,90
30x60	nat rett.	LER0315A	F 33,90

BLACK



60,4x60,4	nat.	LEN01200	F 30,50
60x60	nat rett.	LER0120A	F 35,90
30x60,4	nat.	LEN03200	F 28,90
30x60	nat rett.	LER0320A	F 33,90

9 mm



30x30
MOS. BRICK LEVEL IVORY/GREY
LER09052 rett. PZ 17,90



30x30
MOS. BRICK LEVEL SILVER/BLACK
LER09102 rett. PZ 17,90

CONCRETE

- BLEND
- GHOST
- LAB325
- CROSSROAD CHALK
- DOWNTOWN
- DOCKS

SOLID COLOURS

- CHROME

METAL

- INTERNO 9 WIDE
- INTERNO 9

STONE

- ATLANTIS
- NATIVE
- ALPES WIDE
- ALPES RAW
- MONOLITH
- UNIKA
- RE-WORK
- FOSSIL

MARBLE

- SENSI SIGNORIA
- SENSI GEMS
- SENSI UP
- SENSI
- GRACE

WOOD

- ECO CHIC
- NEST
- CROSSROAD WOOD
- DOLPHIN
- SOLERAS

RUSTIC

- PETRAIA

OUT.20

- BLEND / LAB325 / GENT
- ATLANTIS / GHOST
- NATIVE / UNIKA / RE-WORK
- DOLPHIN / SOLERAS / ECO CHIC

OUT.30

- LAB325 / TRENTO

DECOR

- WIDE&STYLE MINI
- PLAY
- CROSSROAD BRICK

WALL

- DO UP
- DO UP TOUCH

SOLUTIONS

- LEVEL**
- FACTORY

HARDKOLL

- COLLANTI E SIGILLANTI




TECH

- INFORMAZIONI TECNICHE

FACTORY



FACTORY SILVER

PEZZI SPECIALI / SPECIAL TRIMS	FACTORY TAUPE	FACTORY IVORY	FACTORY SILVER
 BATTISCOPA RETT. 5,5x60 PZ 7,90 ⊕ 10	 0001284	 0001286	 0001287


GRES PORCELLANATO A MASSA COLORATA FULL BODY COLORED PORCELAIN

Classificazione secondo norme UNI EN 14411 (ISO 13006) Allegato G-Gruppo BIa GL
 Classification in accordance with UNI EN 14411 (ISO 13006) Annex G-Group BIa GL

 R10 A+B


FACTORY

TAUPE



60x60	nat rett.	0001141	F 35,90
30x60	nat rett.	0001145	F 33,90

SILVER



60x60	nat rett.	0001144	F 35,90
30x60	nat rett.	0001148	F 33,90

IVORY



60x60	nat rett.	0001143	F 35,90
30x60	nat rett.	0001147	F 33,90

SOLUTIONS

9 mm

Index

CONCRETE

BLEND
GHOST
LAB325
CROSSROAD CHALK
DOWNTOWN
DOCKS

SOLID COLOURS

CHROME

METAL

INTERNO 9 WIDE
INTERNO 9

STONE

ATLANTIS
NATIVE
ALPES WIDE
ALPES RAW
MONOLITH
UNIKA
RE-WORK
FOSSIL

MARBLE

SENSI SIGNORIA
SENSI GEMS
SENSI UP
SENSI
GRACE

WOOD

ECO CHIC
NEST
CROSSROAD WOOD
DOLPHIN
SOLERAS

RUSTIC

PETRAIA

OUT.20

BLEND / LAB325 / GENT
ATLANTIS / GHOST
NATIVE / UNIKA / RE-WORK
DOLPHIN / SOLERAS / ECO CHIC

OUT.30

LAB325 / TRENTO

DECOR

WIDE&STYLE MINI
PLAY
CROSSROAD BRICK

WALL

DO UP
DO UP TOUCH

SOLUTIONS

LEVEL

FACTORY

HARDKOLL

COLLANTI E SIGILLANTI

TECH

INFORMAZIONI TECNICHE

Entrata a far parte del Gruppo ABK nel 2015, Hardkoll è un'industria chimica specializzata nello sviluppo e nella produzione di soluzioni per l'edilizia che vuole porsi sul mercato come un partner attento in grado di fornire soluzioni complete per il mondo edile.

Ordinare Hardkoll oggi significa:

- avere a disposizione una gamma di prodotti sviluppati appositamente per le collezioni ABK che ne garantiscono il miglior risultato tecnico ed estetico
- includere i prodotti Hardkoll insieme ai materiali ABK in un unico ordine e un'unica fatturazione
- convenienza nei costi di trasporto: i prodotti Hardkoll potranno essere caricati unitamente ai prodotti ABK presso lo stesso magazzino logistico
- assistenza tecnica specializzata
- prodotti certificati che coprono tutte le casistiche di posa

COLLANTI PER EDILIZIA

Gli adesivi edilizi sono un insieme di sostanze naturali o sintetiche, che, opportunamente applicate, sono capaci di far aderire fra loro superfici di materiali uguali o diversi.

L'azione degli adesivi deriva da fattori interni (composizione, proprietà chimiche delle sostanze utilizzate) ed esterni (condizioni atmosferiche – ambiente umido/asciutto – materiali da incollare – ceramica/pietra naturale/ricomposti – supporto sul quale incollare – massetto/ moquette/laminato – destinazione finale – pavimento/rivestimento/interni/esterni): tali fattori ne determinano la composizione chimica e dunque le differenti tipologie. In generale possiamo affermare che ciascuno di essi viene identificato con una lettera ed un numero in progressione, che ne determina l'upgrade di prestazione: sono tutti universalmente validi.

C1: collante a base cementizia, basico (per materiale ceramico poroso/assorbente o bicottura).

C2: collante a base cementizia migliorato (per materiali ceramici non assorbenti).

F: collante a presa rapida (fast). E' utilizzato per esempio in condizioni di cantiere particolari e in tutte quelle situazioni che richiedono rapidità di intervento.

T: il collante ha un comportamento tixotropico (ovvero antiscivolo: dunque particolarmente apprezzato per la posa su parete di materiali di grandi formati e/o spessori maggiorati).

E: tempo aperto allungato (extended) ovvero il tempo massimo entro il quale il materiale può essere posato dopo l'applicazione dell'adesivo.

S1: il collante è deformabile (stretchy) ovvero ammortizza le tensioni termiche delle piastrelle e della superficie di posa senza danneggiare la superficie installata.

S2: variante migliorata della precedente.

Tutte queste caratteristiche possono coesistere e combinarsi fra loro, dando vita a variegate tipologie.

Il collante è l'ultimo strato prima del materiale scelto per la pavimentazione (legno, materiale ceramico, pietra naturale, etc) e contribuisce alla solidità del pavimento stesso: bisogna dunque non solo applicarlo con cura ma anche e soprattutto scegliere la tipologia idonea al materiale e al cantiere.

As part of the ABK Group since 2015, Hardkoll is a chemical manufacturer qualified in the development and production of building solutions. Hardkoll aims to be a reliable partner able to supply complete systems for buildings.

Today, placing an order of Hardkoll products means:

- A wide range of products specifically developed on ABK collections, guaranteeing the best technical and aesthetic result
- One loading and one invoice together with ABK materials
- Transport costs convenience: Hardkoll products can be loaded together with ABK products at the same logistic warehouse
- Technical support
- Certified products for all laying solutions

BUILDING ADHESIVES

Building adhesives are a mix of chemicals or natural substances providing or promoting adhesion.

Adhesives strength is depending on 2 different features: internal (chemical composition and chemical properties of the substances) and external (weather conditions - damp/dry room – materials to glue – ceramics/quarry stones/wood-raft where materials have to be glued - screed/ carpet/ laminate – end use – floor/wall, interiors/exteriors). All these set out the chemical composition and the varieties. The different kind of binding materials are identified by an alphabetical letter and a progressive number, specifying the upgrading performance.

C1: cement glue (for absorbing ceramic materials).

C2: improved cement glue (for not absorbing ceramic materials).

F: fast glue (usually less than 30 minutes); used whenever and wherever fast action is required, even during winter in order to prevent the freezing of the water.

T: tixotropic glue, i.e. antigrip (used for big sizes or extra thick wallcoverings).

E: open extended time (maximum time limit to fix down the material after the adhesive film application).

S1: stretchy glue i.e. thermal and shock absorber .

S2: highly stretchy glue (improved S1 glue).

All these, can be mixed together, giving out several types in return.

Binding materials are the last layer before tiles and support the firmness of the floor itself: it is crucial to select the proper one and to apply them properly.

HARDKOLL



COLLANTI E SIGILLANTI PER L'EDILIZIA
BUILDING ADHESIVES AND SEALANTS

Index

CONCRETE

BLEND
GHOST
LAB325
CROSSROAD CHALK
DOWNTOWN
DOCKS

SOLID COLOURS

CHROME

METAL

INTERNO 9 WIDE
INTERNO 9

STONE

ATLANTIS
NATIVE
ALPES WIDE
ALPES RAW
MONOLITH
UNIKA
RE-WORK
FOSSIL

MARBLE

SENSI SIGNORIA
SENSI GEMS
SENSI UP
SENSI
GRACE

WOOD

ECO CHIC
NEST
CROSSROAD WOOD
DOLPHIN
SOLERAS

RUSTIC

PETRAIA

OUT.20

BLEND / LAB325 / GENT
ATLANTIS / GHOST
NATIVE / UNIKA / RE-WORK
DOLPHIN / SOLERAS / ECO CHIC

OUT.30

LAB325 / TRENTO

DECOR

WIDE&STYLE MINI
PLAY
CROSSROAD BRICK

WALL

DO UP
DO UP TOUCH

SOLUTIONS

LEVEL
FACTORY

HARDKOLL

COLLANTI E SIGILLANTI

TECH

INFORMAZIONI TECNICHE

COLLANTI PER EDILIZIA / BUILDING ADHESIVES

Hardkoll consiglia: / Hardkoll suggests:



BAUFLEX: classificazione C2TE idoneo per la posa di qualsiasi formato di gres, anche in sovrapposizione di piastrelle preesistenti.
BAUFLEX: C2TE suggested for fine stone porcelainware, even for overlapping in case of existing floor.

BAUFLEX			
BIANCO/WHITE	AD200M	€ 0,88/kg	
GRIGIO/GREY	AD210M	€ 0,86/kg	

Per tutti i formati
For all sizes



+30: classificazione C2TES1, ideale per la posa di piastrelle ceramiche di grande formato e/o basso spessore: la sua formula permette una resa del 30% maggiore rispetto agli altri adesivi equivalenti.
+30: C2TES1: suggested for laying extra thin big ceramic slabs; the enriched formula allows a 30% better performance compared to other equivalent adhesives.

+30			
BIANCO/WHITE	AD330M	€ 1,10/kg	
GRIGIO/GREY	AD331M	€ 1,00/kg	

Per grandi formati e/o basso spessore
For extra thin big ceramics slabs



+30 S2: classificazione C2TES2, ideale per la posa di piastrelle ceramiche di grande formato e/o basso spessore: la sua formula permette una resa del 30% maggiore rispetto agli altri adesivi equivalenti.
+30 S2: Adhesive C2TES2, for laying extra thin big ceramic slabs; the new formula allows a 30% better performance compared to other equivalent adhesives.

+30 S2			
BIANCO/WHITE	AD332M	€ 1,30/kg	
GRIGIO/GREY	AD333M	€ 1,20/kg	

Per grandi formati e/o basso spessore
For extra thin big ceramics slabs



BAUPRIMERGRIP: primer che migliora l'adesione di adesivi, rasanti e autolivellanti cementizi su supporti difficili e poco assorbenti.
BAUPRIMERGRIP: primer improving the adhesion of adhesives, plasters and self-leveling on not absorbing supports.

BAUPRIMERGRIP			
	AT1212	€ 9,00/kg	



BAUFLEX MAXI S1: classificazione C2TES1, grazie alla dimensione maggiorata del granello, è ideale per i materiali di spessore maggiorato da esterno (20 mm)
BAUFLEX MAXI S1: C2TES1 suggested for special thick materials for outdoors (20 mm)

BAUFLEX MAXI S1			
BIANCO/WHITE	AD260M	€ 1,06/kg	
GRIGIO/GREY	AD280M	€ 1,00/kg	

Per spessorati da esterno
For outdoor thick materials



+30 FAST: classificazione C2FTES1, si tratta di un collante a presa rapida già calpestabile dopo 4 ore.
+30 FAST: Adhesive: C2FTES1 a fast adhesive ready already 4 hours after the first application.

+30 FAST			
BIANCO/WHITE	AD334M	€ 1,20/kg	
GRIGIO/GREY	AD335M	€ 1,10/kg	

Per grandi formati e/o basso spessore
For extra thin big ceramics slabs



BAULITE S2: classificazione C2TES2, grazie alla nanotecnologia utilizzata, con un sacco di 15 kg si riesce a posare lo stesso quantitativo di materiale rispetto ad un sacco tradizionale (25 kg).
BAULITE S2: C2TES2 thanks to the nanotechnology, a 15 kg bag ensures the same performance of a 25 kg bag.

BAULITE S2			
BIANCO/WHITE	AD340M	€ 2,25/kg	
GRIGIO/GREY	AD341M	€ 2,10/kg	

Per grandi formati e/o basso spessore
For extra thin big ceramics slabs

STUCCO PER FUGHE

Lo stucco è un sigillante riempitivo per fughe e può essere più o meno idrorepellente e a base o cementizia o epossidica.
CG2: a base cementizia migliorata, ad elevata resistenza all'abrasione e basso assorbimento di acqua.
RG: a base epossidica, ad elevata resistenza all'abrasione.

GROUT SEALANT

Grout is a joint filling seal and can be waterproof and cement or epoxy based.
CG2: improved cement based grout, abrasion resistant and water low absorption.
RG: high abrasion resistance and epoxy based.



KROMOS 08

* = 1,90 €/kg
** = 2,13 €/kg
*** = 2,32 €/kg

KROMOS 08: ideale per fughe sottili, materiali rettificati; presenta una finitura particolarmente liscia.

KROMOS 08: smooth thin grout for rectified tiles.



BAUNET

5L. **AT1302** € 2,6/kg
1L x 12 **AT1301** € 3,50
1KG x 12 **AP1301** € 9,50

BAUNET: soluzione per la pulizia di piastrelle e giunti cementizi

BAUNET: cleaning solution for tiles and groutings

Kromos 08 e BauPoxy HD10 presentano oggi una nuova gamma di cromie sviluppate appositamente per i materiali ABK, assicurando così un'eccellente resa estetica.
Kromos 08 and BauPoxy HD10 introduce a new colour range specifically developed for ABK products, ensuring an excellent final look

BIANCO	KROMOS	SI124B **	ARDESIA	KROMOS	SI152B ***	TORTORA	KROMOS	SI153B ***
	BAUPOXI	PP124P		BAUPOXI	PP143P			
GRIGIO LUCE	KROMOS	SI120B *	ANTRACITE	KROMOS	SI122B *	NOCCIOLA	KROMOS	SI143B ***
	BAUPOXI	PP120P		BAUPOXI	PP140P			
PERLA	KROMOS	SI150B ***	NERO	KROMOS	SI140B **	AVANA	KROMOS	SI154B ***
	BAUPOXI	PP123P		BAUPOXI	PP140P			
MANHATTAN	KROMOS	SI123B *	AVORIO	KROMOS	SI126B **	TABACCO	KROMOS	SI133B ***
	BAUPOXI	PP123P		BAUPOXI	PP140P			
BETULLA	KROMOS	SI151B ***	JASMIN	KROMOS	SI125B **	MARRONE	KROMOS	SI134B ***
	BAUPOXI	PP121P		BAUPOXI	PP134P			
CEMENTO	KROMOS	SI121B *	BAHAMA BEIGE	KROMOS	SI129B **	NOCE	KROMOS	SI155B ***
	BAUPOXI	PP121P		BAUPOXI	PP129P			

IMPERMEABILIZZANTE

L'impermeabilizzante è una guaina che si posa sopra il massetto allo scopo di proteggerlo dall'acqua: per la sua stesura è necessario che il sottofondo sia perfettamente asciutto.

SEALING

Sealing is a film that has to be fixed on the concrete to protect it from water; it has to be used on backgrounds perfectly dried.



BAU720 (A+B)			
GRIGIO 33 KG	PP100N	€ 2,78/kg	

BAU720 (A+B): impermeabilizzante bicomponente, idoneo per l'impermeabilizzazione di terrazzi, balconi, box doccia, piscine.
BAU720 (A+B): Two-component waterproofing product, suitable for waterproofing terraces, balconies, showers, swimming pools.



HIDRO 1K			
GRIGIO 15 KG	PP210N	€ 4,70/kg	

Hidro 1K: impermeabilizzante monocomponente ad alta resa fibrorinforzato a base di leganti idraulici, inerti alleggeriti.
Hidro 1K: One-component, high-performance fiber-reinforced waterproofing product based on hydraulic binders, lightened aggregates.

Index

CONCRETE

BLEND
GHOST
LAB325
CROSSROAD CHALK
DOWNTOWN
DOCKS

SOLID COLOURS

CHROME

METAL

INTERNO 9 WIDE
INTERNO 9

STONE

ATLANTIS
NATIVE
ALPES WIDE
ALPES RAW
MONOLITH
UNIKA
RE-WORK
FOSSIL

MARBLE

SENSI SIGNORIA
SENSI GEMS
SENSI UP
SENSI
GRACE

WOOD

ECO CHIC
NEST
CROSSROAD WOOD
DOLPHIN
SOLERAS

RUSTIC

PETRAIA

OUT.20

BLEND / LAB325 / GENT
ATLANTIS / GHOST
NATIVE / UNIKA / RE-WORK
DOLPHIN / SOLERAS / ECO CHIC

OUT.30

LAB325 / TRENTO

DECOR

WIDE&STYLE MINI
PLAY
CROSSROAD BRICK

WALL

DO UP
DO UP TOUCH

SOLUTIONS

LEVEL
FACTORY

HARDKOLL

COLLANTI E SIGILLANTI

TECH

INFORMAZIONI TECNICHE

COLLEZIONE COLLECTION	COLORE COLOUR	CODICE SIGILLANTE SEALANT CODE
ALPES	Lead	SI121B kromos cemento
ALPES RAW	Grey	SI150B kromos perla
	Ivory	SI120B kromos grigio luce
	Sand	SI120B kromos grigio luce
	Grey	SI150B kromos perla
ATLANTIS	Smoke	SI122B kromos antracite
	Sand	SI123B kromos manhattan
	Moon	SI120B kromos grigio luce
	Concrete Moon	SI120B kromos grigio luce
BLEND	Concrete Ash	SI150B kromos perla
	Concrete Grey	SI121B kromos cemento
	Concrete Iron	SI122B kromos antracite
	Dots Multiwhite	SI120B kromos grigio luce
	Dots Multiblack	SI140B kromos nero
	Dots Taupe	SI123B kromos manhattan
	Dots Grey	SI121B kromos cemento
	White	SI124B kromos bianco
CHROME	Black	SI140B kromos nero
	White	SI124B kromos bianco
CROSSROAD	White	SI124B kromos bianco
CHALK/WOOD	Sand	SI150B kromos perla
	Grey	SI150B kromos perla
	Smoke	SI152B kromos ardesia
	Coal	SI140B kromos nero
	Amber	SI143B kromos nocciola
	Tan	SI151B kromos betulla
	Silver	SI150B kromos perla
DOCKS	Grey	SI152B kromos ardesia
	Black	SI122B kromos antracite
	White	SI120B kromos grigio luce
	Bone	SI153B kromos tortora
	Warm	SI123B kromos manhattan
DOLPHIN	Grey	SI123B kromos manhattan
	Moon	SI123B kromos manhattan
	Milk	SI153B kromos tortora
	Coal	SI122B kromos antracite
	Oak	SI152B kromos ardesia
	Clay	SI154B kromos avana
DOWNTOWN	Ash	SI123B kromos manhattan
	Ecrú	SI153B kromos tortora
	Earth	SI121B kromos cemento
	Ivory	SI120B kromos grigio luce
	Graphite	SI122B kromos antracite

COLLEZIONE COLLECTION	COLORE COLOUR	CODICE SIGILLANTE SEALANT CODE
ECO CHIC	Almond	SI123B kromos manhattan
	Naturale	SI150B kromos perla
	Avana	SI150B kromos perla
	Brown	SI152B kromos ardesia
FOSSIL	Brown	SI123B kromos manhattan
	Beige	SI153B kromos tortora
	Light Grey	SI120B kromos grigio luce
	Cream	SI126B kromos avorio
	Blue	SI123B kromos manhattan
	Ivory	SI150B kromos perla
GHOST	Rope	SI150B kromos perla
	Grey	SI150B kromos perla
	Taupe	SI122B kromos antracite
	Sage	SI150B kromos perla
	Clay	SI150B kromos perla
	Jade	SI121B kromos cemento
	Alabastro	SI120B kromos grigio luce
GRACE	Marfil	SI129B kromos bahama beige
	Pulpis Grigio	SI120B kromos grigio luce
	Statuario	SI120B kromos grigio luce
	Rust	SI152B kromos ardesia
INTERNO 9	Silver	SI121B kromos cemento
	Dark	SI122B kromos antracite
	Pearl	SI120B kromos grigio luce
	Mud	SI121B kromos cemento
	Dune	SI123B kromos manhattan
	Pearl	SI150B kromos perla
	Ash	SI150B kromos perla
LAB325	Taupe	SI150B kromos perla
	Pepper	SI122B kromos antracite
	Ebony	SI122B kromos antracite
	Forest	SI122B kromos antracite
NATIVE	Ash	SI150B kromos perla
	Red	SI152B kromos ardesia
	Fog	SI152B kromos ardesia
	Beige	SI150B kromos perla
	Oak	SI150B kromos perla
	Taupe	SI150B kromos perla
NEST	Blue	SI121B kromos cemento
	Rosso	SI121B kromos cemento
	Rosso	SI122B kromos antracite
	Colto	SI121B kromos cemento
PETRAIA	Ocra	SI121B kromos cemento
	Beige	SI129B kromos bahama beige
	Almond	SI129B kromos bahama beige

COLLEZIONE COLLECTION	COLORE COLOUR	CODICE SIGILLANTE SEALANT CODE
RE-WORK	Multi Fog	SI150B kromos perla
	Multi Beige	SI153B kromos tortora
SENSI GEMS	Crystal	SI120B kromos grigio luce
SENSI UP	Taj Mahal	SI120B kromos grigio luce
SENSI	Iceberg	SI120B kromos grigio luce
	Titanium Black	SI140B kromos nero
	Statuario Apuano	SI124B kromos bianco
	Onice beige	SI120B kromos grigio luce
	Pietra Grey	SI140B kromos nero
	Statuario Ultra	SI124B kromos bianco
	Arabesque Silver	SI150B kromos perla
	Calacatta Gold	SI124B kromos bianco
	Sahara Cream	SI120B kromos grigio luce
	Invisible Pearl	SI150B kromos perla
	Breccia Melange	SI124B kromos bianco
	Statuario Versilia	SI124B kromos bianco
	Grand Antique	SI120B kromos grigio luce
	Marquina Select	SI140B kromos nero
Calacatta Select	SI124B kromos bianco	
Statuario White	SI124B kromos bianco	
SENSI SIGNORIA	Calacatta Vena Oro	SI120B kromos grigio luce
	Port Gold	SI140B kromos nero
	Roma Imperiale	SI121B kromos cemento
	Siena Grigio	SI150B kromos perla
	Lilac Grey	SI150B kromos perla
	Labradorite	SI122B kromos antracite
SOLERAS	Naturale	SI153B kromos tortora
	Beige	SI153B kromos tortora
	Avana	SI154B kromos avana
	Bianco	SI120B kromos grigio luce
	Grigio	SI123B kromos manhattan
	Antracite	SI152B kromos ardesia
UNIKA	Cream	SI120B kromos grigio luce
	Ecrú	SI123B kromos manhattan
	Bronze	SI121B kromos cemento
	Grey	SI150B kromos perla
	Smoke	SI152B kromos ardesia

Index

CONCRETE

BLEND
GHOST
LAB325
CROSSROAD CHALK
DOWNTOWN
DOCKS

SOLID COLOURS

CHROME

METAL

INTERNO 9 WIDE
INTERNO 9

STONE

ATLANTIS
NATIVE
ALPES WIDE
ALPES RAW
MONOLITH
UNIKA
RE-WORK
FOSSIL

MARBLE

SENSI SIGNORIA
SENSI GEMS
SENSI UP
SENSI
GRACE

WOOD

ECO CHIC
NEST
CROSSROAD WOOD
DOLPHIN
SOLERAS

RUSTIC

PETRAIA

OUT.20

BLEND / LAB325 / GENT
ATLANTIS / GHOST
NATIVE / UNIKA / RE-WORK
DOLPHIN / SOLERAS / ECO CHIC

OUT.30

LAB325 / TRENTO

DECOR

WIDE&STYLE MINI
PLAY
CROSSROAD BRICK

WALL

DO UP
DO UP TOUCH

SOLUTIONS


LEVEL
FACTORY

HARDKOLL

COLLANTI E SIGILLANTI

TECH

INFORMAZIONI TECNICHE



WIDE	313
AUTOLEVELING	318
CONSIGLI DI POSA E PULIZIA / INSTALLATION AND CLEANING ADVICE	318
CARATTERISTICHE TECNICHE / TECHNICAL CHARACTERISTICS	321
ECOSOSTENIBILITA' E CERTIFICAZIONI / ECO-SUSTAINABILITY AND CERTIFICATIONS	325
GUIDA ALLA CONSULTAZIONE / CONSULTATION GUIDE	325
CONDIZIONI GENERALI DI VENDITA / GENERAL SALES TERMS AND CONDITIONS	326
IMBALLI / PACKAGING	329

WIDE

SUPERSIZE SLABS

CERAMIC R-EVOLUTION

Il progetto WIDE ABK parte dalla rivoluzionaria tecnologia produttiva CONTINUA+, che permette di produrre lastre in gres porcellanato robuste e leggere allo stesso tempo, grazie allo spessore ridotto di 6 mm, fino alla dimensione record di 160x320 cm. Il nuovo sistema di pressatura prevede la compattazione a secco delle materie prime e consente di ottenere superfici particolarmente apprezzabili sia per la qualità estetica che per le performance tecniche.

ABK's WIDE collection consists of tough yet lightweight porcelain slabs with a thickness of just 6 mm and a record size of 160x320 cm produced using the revolutionary CONTINUA+ technology. The new pressing system involves dry compaction of raw materials and is able to produce surfaces that combine excellent aesthetic quality with outstanding technical performance.



WIDE & STRONG

WIDE è perfettamente idoneo sia per il rivestimento che per la pavimentazione, in ambito residenziale e commerciale. Lo spessore 6 mm consente di mantenere un'ottima resistenza al carico di rottura reale.

WIDE is ideal as both a floor and wall covering in residential and commercial projects. The 6 mm thickness enables it to maintain excellent breaking strength in real situations.

PESO WEIGHT

ABK 9 mm = 19,5 Kg x mq
ABK 6 mm = 15,0 Kg x mq



LITE GOES WIDE

Lo spessore 6 mm consente di ridurre il peso per mq con interessanti vantaggi in termini di maneggevolezza e movimentazione.

The 6 mm thickness results in a reduced weight per square metre, bringing significant advantages in terms of ease of working and handling.



WIDE IS LEVELING

La combinazione fra impasto ad elevata plasticità, spessore e grande dimensione, dona particolare elasticità al prodotto, per ottenere risultati di posa sempre impeccabili.

The combination of a body with high plasticity, thickness and dimensions makes for a highly elastic product that delivers consistently flawless results.



EASY AS WIDE

La formulazione dell'impasto, unita alla compattazione a secco e alla cottura in forni di nuova concezione, genera un gres particolarmente facile da tagliare e lavorare.

The chemical formulation of the body combined with the raw material dry compaction process produces a porcelain slab that is easy to cut and work with.



WIDE MEANS GREEN

L'impasto contiene il 40% minimo di materie prime di qualità recuperate da altri processi produttivi, per questo i prodotti WIDE possono essere accreditati all'interno del sistema internazionale LEED.

As the body contains a minimum of 40% high-quality raw materials recycled from other production processes, WIDE collection products qualify for LEED international certification.

indicatore di flessibilità flexibility index	deflessione massima sotto carico di 350 N maximum deflection under load of 350 N	lato/length 2400 mm	> 50 mm
		lato/length 2800 mm	> 70 mm
		lato/length 3200 mm	> 100 mm

NEW DIMENSIONS

Uno degli obiettivi del progetto WIDE è quello di fornire un materiale ceramico tecnologicamente avanzato facilmente utilizzabile in contesti anche molto diversi, per dimensione e per destinazione d'uso. WIDE è un vero e proprio programma di formati, tutti rettificati, pensati per coprire a 360° le esigenze legate alla progettazione, a partire dagli spazi residenziali, fino alle grandi opere in ambito pubblico e commerciale.

One of the aims of the WIDE project is to supply a hi-tech ceramic material that is easy to use in very different sizes and applications. WIDE comes in a large selection of sizes, all rectified, ideal for uses ranging from residential through to large-scale works in public and commercial spaces.

EVERYWHERE YOU LIKE

Tenendo conto delle principali qualità del materiale, tra cui la robustezza, la resistenza agli sbalzi termici, oltre allo spessore contenuto e alla facilità di lavorazione, le grandi lastre WIDE ampliano la destinazione d'uso del gres porcellanato. Sempre meno fughe e sempre più spazio alla creatività di progettisti e interior designers, che grazie ai prodotti WIDE possono apprezzare la versatilità di una ceramica senza più confini.


Taking account of the material's key qualities, including strength, thermal shock resistance, low thickness and ease of working, the WIDE large-size slabs extend the fields of use of porcelain. The WIDE collection has fewer joints while giving enormous creative freedom to architects and interior designers, who appreciate the versatility of this ceramic surface without limits.



PAVIMENTI INTERNI
INDOOR FLOORS



RIVESTIMENTI INTERNI
INDOOR WALLS



FACCIADE ESTERNE
INCOLLATE E VENTILATE
GLUED AND VENTILATED
EXTERIOR FAÇADES



PAVIMENTI AREE ESTERNE
OUTDOOR FLOORS



PIANI LAVORO CUCINE
KITCHEN COUNTERTOPS



TOP E FINITURE PER
AMBIENTI BAGNO
BATHROOM VANITY TOPS
AND SHELVES



ELEMENTI DI ARREDO E
DESIGN PER INTERNI
INTERIOR FURNISHING
AND DESIGN ELEMENTS

Index

CONCRETE

BLEND
GHOST
LAB325
CROSSROAD CHALK
DOWNTOWN
DOCKS

SOLID COLOURS

CHROME

METAL

INTERNO 9 WIDE
INTERNO 9

STONE

ATLANTIS
NATIVE
ALPES WIDE
ALPES RAW
MONOLITH
UNIKA
RE-WORK
FOSSIL

MARBLE

SENSI SIGNORIA
SENSI GEMS
SENSI UP
SENSI
GRACE

WOOD

ECO CHIC
NEST
CROSSROAD WOOD
DOLPHIN
SOLERAS

RUSTIC

PETRAIA

OUT.20

BLEND / LAB325 / GENT
ATLANTIS / GHOST
NATIVE / UNIKA / RE-WORK
DOLPHIN / SOLERAS / ECO CHIC

OUT.30

LAB325 / TRENTO

DECOR

WIDE&STYLE MINI
PLAY
CROSSROAD BRICK

WALL

DO UP
DO UP TOUCH

SOLUTIONS

LEVEL
FACTORY

HARDKOLL

COLLANTI E SIGILLANTI

TECH

INFORMAZIONI TECNICHE

WIDE

SUPERSIZE SLABS

POSA MOVIMENTAZIONE DELLE LASTRE

Durante le verifiche preliminari sul cantiere è opportuno accertare anche la possibilità di movimentare facilmente le lastre all'interno dei locali di posa. Tutti i formati che superano i 100 cm sia di lunghezza che di larghezza devono essere maneggiati da 2 posatori. Per una corretta gestione delle lastre, a partire dalla fase di apertura degli imballi, è necessario avvalersi di dispositivi idonei per la movimentazione.

Per la movimentazione manuale e la successiva posa in opera delle lastre WIDE 160x320, al fine di garantire la sicurezza per gli operatori e l'integrità del materiale, è vivamente consigliato l'utilizzo di barre di movimentazione con ventose. 1

Per gli altri formati WIDE inferiori può essere sufficiente l'utilizzo delle sole ventose. 2

Gli appositi carrelli di movimentazione sono ideali sul cantiere come "magazzino" per una o più lastre, oltre che per effettuare in totale sicurezza l'operazione di spalmatura dell'adesivo sul retro della lastra. 3

LAYING HANDLING THE SLABS

When performing a preparatory inspection of the site, it is important to check whether the slabs can be handled easily in the installation area. All sizes in excess of 100 cm in either direction must be handled by 2 installers. Always use proper handling equipment to handle the slabs, from unpacking onwards.

When handling and laying WIDE 160x320 cm slabs by hand, use handling bars with suction cups to safeguard both the material and the installers themselves. 1

For smaller WIDE sizes, it may be sufficient to use just suction cups. 2

Handling carts are ideally suited for holding slabs on site as well as for applying the adhesive to the back of the slab in total safety. 3



TAGLIO DELLE LASTRE

È opportuno effettuare le operazioni di taglio su una superficie piana, stabile e planare. È consigliato l'utilizzo di guide da taglio professionali con carrello incisore. 4

Una volta rimossa la lastra dall'imballo e posizionata sul piano di lavoro segnare alle due estremità la dimensione da asportare. Posizionare e bloccare la guida di taglio, tenendo conto della distanza del disco di taglio. 5

Incidere le estremità della lastra per circa 5 cm spingendo il carrello di incisione dall'interno verso l'esterno, procedere poi con l'incisione della lastra avendo cura di esercitare una pressione ed un avanzamento del carrello costanti per tutta la lunghezza del taglio.

Traslare la lastra in modo da portare la linea di incisione al di fuori del piano di lavoro di circa 5/10 cm.

Rimuovere la guida di incisione ed iniziare l'operazione di troncatura posizionando l'apposita pinza in corrispondenza della linea incisa; esercitare una pressione leggera e progressiva verso il basso. Quest'operazione risulterà molto semplice in quanto i prodotti Wide sono privi di tensionature e per questo facilmente lavorabili. 6

A questo punto si può procedere con la finitura, che dovrà essere effettuata utilizzando gli appositi tamponi diamantati o in alternativa mediante dischi resinosi abrasivi. 7/8

CUTTING THE SLABS

We recommend cutting the slabs on a flat, stable surface (table). Use professional cutting guides with a cutting slide. 4


Remove the slab from its packaging and place it on the table, then mark the cut at both ends. Locate and lock the cutting guide (make sure to account for the cutting disk offset). 5

Cut the ends of the slab by pushing the slide about 5 cm from the interior to the edge of the slab, then cut the slab in a single smooth, even stroke at constant pressure.

Slide the slab so that the cut line is about 5 to 10 cm beyond the edge of the table.

Remove the cutting guide and shear off the excess material with the clamp located at the cut line; exert gradual, light pressure downwards. This is made particularly easy by the fact that Wide products have no tensioning and are thus easy to work. 6

You can now finish the slab using diamond pads or abrasive resin disks. 7/8



TAGLI A L/SCASSI/ FORI RETTANGOLARI


Una volta tracciata sulla lastra la porzione da asportare è opportuno eseguire, in corrispondenza del punto di congiunzione delle linee, fori di diametro 6/8 mm con foretti diamantati a umido o a secco. 9

Congiungere poi i fori mediante una smerigliatrice angolare equipaggiata con disco diamantato (diametro max. 125 mm) 10

CUTS L CUTS / RECESSED CUTS / RECTANGULAR HOLES

Once you have marked the cut on the slab, drill through the corners of the cut with a dry or wet 6 or 8 mm diamond bit. 9

Now join up the holes with an angle grinder fitted with a diamond disk (maximum dia. 125 mm) 10



WIDE

SUPERSIZE SLABS

INCOLLAGGIO

Le lastre WIDE richiedono l'utilizzo della tecnica a doppia spalmatura, ovvero il collante dev'essere applicato sia sul fondo di posa che sul retro della lastra. 11

Si consiglia l'utilizzo di adesivo in polvere a base cementizia a letto pieno di classe C2F (E) S1 /S2 come Baulite S2 di Hardkoll. 12

Assicurarsi che la superficie da rivestire sia consistente, planare, priva di polvere e di unti/grassi, così come è bene rimuovere le polveri che possono trovarsi a contatto delle lastre. Stendere il collante sulla superficie da rivestire con spatola a denti inclinati con dente minimo di 8mm con movimenti lineari e mai circolari.

Stendere il collante sul retro della lastra con spatola dentata mai inferiore a 5 mm (tenendo conto che la somma delle spatole utilizzate per sottofondo e lastra dev'essere compresa fra i 13 e i 14mm).

Per garantire la perfetta posa dei prodotti WIDE occorre far defluire per vibrazione le bolle d'aria che si possono formare fra la lastra e l'adesivo fino a ottenere il "letto pieno" di collante. Per fare ciò è consigliabile avvalersi di un battitore manuale in gomma oppure utilizzare gli appositi dispositivi elettrici batti-piastrelle. 13/14

In relazione al grande formato è consigliato l'utilizzo di distanziali livellanti facendo attenzione che lo strato di adesivo fra lastra e massetto sia almeno di 4 mm, per evitare interruzioni nella massa adesiva. 15/16

La fuga minima consigliata, in relazione alla posizione dei giunti di dilatazione, è di 2 mm. Nel caso di pareti e pavimenti a contatto, da posare entrambi con lastre ceramiche, è indispensabile rispettare questa larghezza minima per garantire un perfetto risultato nel tempo. A rivestimento è possibile realizzare fughe inferiori in base alle opportune verifiche tecniche da effettuarsi sul cantiere. Le fughe dovranno essere riempite per almeno i 2/3 dello spessore con l'apposito sigillante, pertanto occorre prestare attenzione all'eventuale presenza di residui di adesivo all'interno.

GLUING

WIDE slabs must be back-buttered; in other words, the adhesive must be applied both to the substrate and the back of the slab. 11

We recommend using a cement-based full bonding powder adhesive, Class C2F (E) S1/S2, such as Hardkoll Baulite S2. 12

Make sure the surface is stable, flat, clear of grease and dust, and also wipe off any dust on the back of the slab.

Apply the adhesive to the surface with an angled tooth trowel (at least 8 mm), in a linear motion (never in circles).

Apply the adhesive to the back of the slab with a toothed trowel (at least 5 mm); note that the sum of the trowel sizes used for the slab and substrate must be 13 - 14 mm.

To ensure perfect installation of WIDE products, use vibration to eliminate any bubbles between the slab and the adhesive to obtain a full bonding effect. Use either a rubber mallet or electric tile vibrator for this purpose. 13/14

When installing large sizes, we recommend using levelling spacers; the layer of adhesive between the slab and the substrate must be at least 4 mm thick to ensure continuity. 15/16

The expansion joint between slabs should be at least 2 mm wide. For contact walls and floors, both installed with ceramic slabs, this minimum dimension must be used to ensure a long-lasting result. A smaller joint width is possible when installing walls, following technical inspection on site. The joints must be filled to at least 2/3 of their depth with sealant; take care to remove all adhesive from the joint first.



Indicazioni tecniche sviluppate in collaborazione con Assoposa. Technical instructions developed in collaboration with Assoposa.



Index

CONCRETE

BLEND
GHOST
LAB325
CROSSROAD CHALK
DOWNTOWN
DOCKS

SOLID COLOURS

CHROME

METAL

INTERNO 9 WIDE
INTERNO 9

STONE

ATLANTIS
NATIVE
ALPES WIDE
ALPES RAW
MONOLITH
UNIKA
RE-WORK
FOSSIL

MARBLE

SENSI SIGNORIA
SENSI GEMS
SENSI UP
SENSI
GRACE

WOOD

ECO CHIC
NEST
CROSSROAD WOOD
DOLPHIN
SOLERAS

RUSTIC

PETRAIA

OUT.20

BLEND / LAB325 / GENT
ATLANTIS / GHOST
NATIVE / UNIKA / RE-WORK
DOLPHIN / SOLERAS / ECO CHIC

OUT.30

LAB325 / TRENTO

DECOR

WIDE&STYLE MINI
PLAY
CROSSROAD BRICK

WALL

DO UP
DO UP TOUCH

SOLUTIONS

LEVEL
FACTORY

HARDKOLL

COLLANTI E SIGILLANTI

TECH

INFORMAZIONI TECNICHE

WIDE

SUPERSIZE SLABS

LOGISTICA NUOVI SISTEMI DI IMBALLO

L'innovazione della gamma WIDE si esprime anche attraverso la parte logistica del progetto. ABK Group rivoluziona il sistema di imballaggio delle lastre ed è a oggi l'unica azienda che ha portato il sistema a cavalletto impilabile alla dimensione di cm 75x246x149, 75x284x147,5, 75x168x109 e 75x26x200.

Questi i principali vantaggi offerti:

- essendo impilabile permette di ottimizzare gli spazi all'interno dei magazzini.*
- la profondità di 75 cm consente di sfruttare a pieno il volume di carico dei container (3 pallets ne occupano perfettamente la larghezza).
- il posizionamento verticale del prodotto garantisce una maggiore protezione delle lastre durante le fasi di trasporto.
- facilita le operazioni sul cantiere in quanto le lastre si trovano già posizionate in verticale, il materiale è facilmente ispezionabile e removibile per l'installazione.
- le dimensioni complessive del cavalletto consentono maggiori spazi di manovra all'interno dei locali di posa rispetto alle casse tradizionali e agevolano il sollevamento del materiale mediante mezzi meccanici (gru-montacarichi).
- è caratterizzato da un sistema di regatura che consente di liberare anche 1 solo collo alla volta, senza compromettere la stabilità del materiale che rimane sul pallet, evitando così il rischio di rotture. Le lastre dovranno essere liberate rispettando la sequenza opposta rispetto a quella con cui sono state confezionate, quindi iniziando dall'ultimo collo regettato.

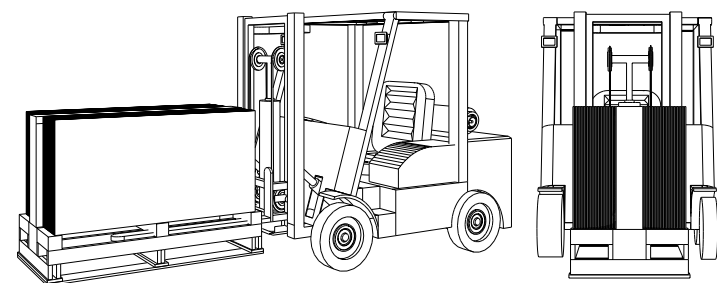
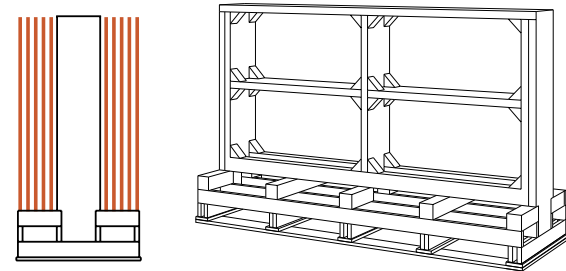
LOGISTICS NEW PACKAGING SYSTEMS

Innovation in the WIDE range is also reflected in the project's logistics. ABK Group has revolutionised the packaging of ceramic slabs and is the only company to have expanded the stacking rack pallet system to the 75x246x149, 75x284x147,5, 75x168x109 e 75x26x200 cm size.

This has the following advantages:

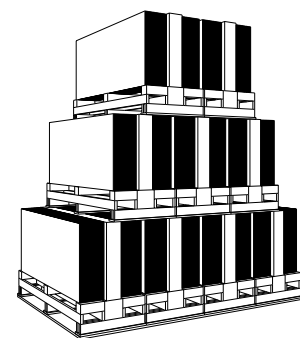
- stacking optimises the use of space in warehouses.*
- the 75 cm depth enables full use of container load space (3 pallets fit perfectly side by side). The vertical positioning of the product better protects the slabs during shipping.
- it facilitates work on site, since the slabs are already positioned vertically, making the material easy to inspect and remove for installation.
- the overall size of the rack pallet provides greater space for manoeuvring in the installation area in comparison with conventional crates, and also makes it easier to lift the slabs mechanically (with a crane or lift).
- the rack pallet system employs strapping which allows the user to remove a single package at a time without affecting the stability of the other packages on the pallet, thus minimising the risk of breakage. The slabs must be released from the packaging by reversing the packaging sequence, i.e. starting with the last package to have been strapped on.

Cavalletto impilabile Stackable Rack pallet



Modalità di trasporto consigliata per ottenere la massima visibilità.

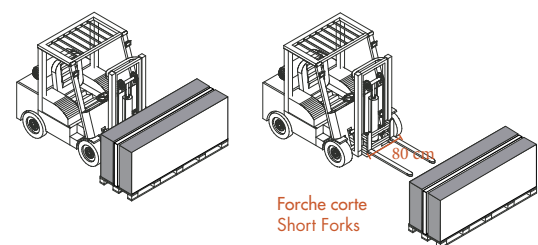
Recommended transport system for maximum visibility.



*Esempio di sovrapposizione del rack pallet con il formato 80x160.

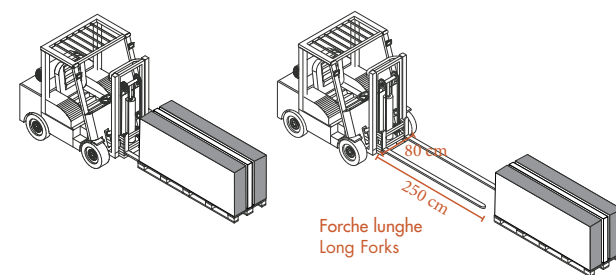
*Example of stacked rack pallets with the 80x160 cm size.

Carico su Camion Truck loading



Forche corte Short Forks

Carico su Container Container loading

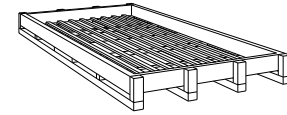


Forche lunghe Long Forks

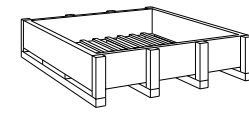
WIDE

SUPERSIZE SLABS

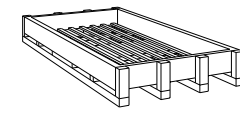
Cassa Crate Impilabile Stackable



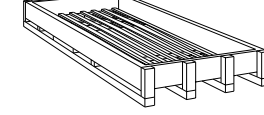
Ingombro Size 174x345x27,5 (160x320 RETT/LUX)
€ 130,00



Ingombro Size 174x185x42,5 (160x160 RETT/LUX)
€ 90,00

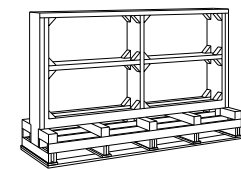


Ingombro Size 134x265x36 (120x240 RETT/LUX)
€ 100,00

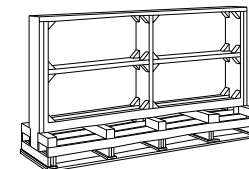


Ingombro Size 144x291x34 (120x280 LUX)
€ 115,00

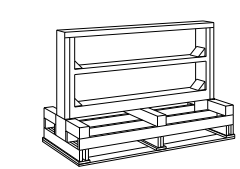
Cavalletto Rack pallet Impilabile Stackable




Ingombro Size 75x246x149 (120x240 RETT)
€ 120,00



Ingombro Size 75x284x147,5 (120x280 RETT)
€ 135,00

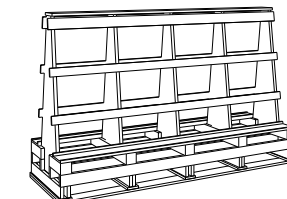


Ingombro Size 75x168x109 (80x160 RETT)
€ 50,00

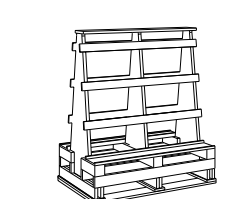


Ingombro Size 75x50x200 (26x200 RETT)

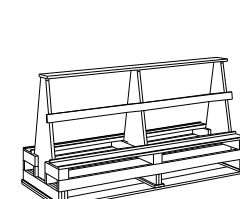
Cavalletto per containers Rack pallet for containers Non impilabile Not stackable




Ingombro Size 75x330x201 (160x320 RETT/LUX)
€ 235,00




Ingombro Size 75x170x201 (160x160 RETT/LUX)
€ 170,00



Ingombro Size 75x288x161 (120x280 RETT/LUX)
€ 210,00

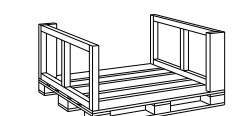


Ingombro Size 75x250x161 (120x240 RETT/LUX)
€ 190,00

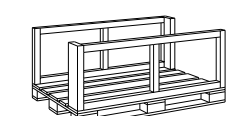


Ingombro Size 75x130x149 (120x120 RETT./LUX)

Pallet con sponde Pallet with sides Impilabile Stackable

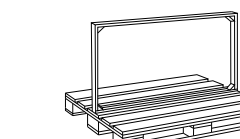


Ingombro Size 122x143x70 (120x120 LUX)

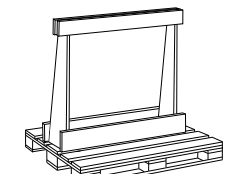


Ingombro Size 99x162x70 (80x160 LUX)

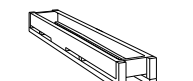
PALLET PER ORDINI AL VENDUTO PICKING ORDER PALLET



Ingombro Size 80x130x60 (60x120 30x120 80x80) VERTICALE/VERTICAL



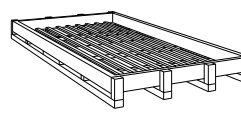
Ingombro Size 80x130x120 (120x120) VERTICALE/VERTICAL
€ 25,00



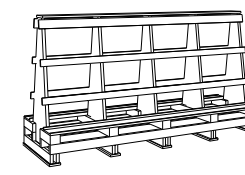
Ingombro Size 34x217x37 (26x200 RETT)

Su richiesta imballo standard con scatole orizzontali senza addebito. Standard packaging with laying boxes possible without charges.


IMBALLI / PACKAGING 12 MM



Cassa Crate Ingombro Size 174x345x27,5 (163,5x323)
€ 130,00



Cavalletto container legno A - frame Container Rack pallet wood A - frame Ingombro Size 75x330x201 (163,5x323)
€ 235,00



Cavalletto container metallo A - frame Container Rack pallet metal A - frame Ingombro Size 75x330x201 (163,5x323)
€ 400,00

Index

CONCRETE

BLEND
GHOST
LAB325
CROSSROAD CHALK
DOWNTOWN
DOCKS

SOLID COLOURS

CHROME

METAL

INTERNO 9 WIDE
INTERNO 9

STONE

ATLANTIS
NATIVE
ALPES WIDE
ALPES RAW
MONOLITH
UNIKA
RE-WORK
FOSSIL

MARBLE

SENSI SIGNORIA
SENSI GEMS
SENSI UP
SENSI
GRACE

WOOD

ECO CHIC
NEST
CROSSROAD WOOD
DOLPHIN
SOLERAS

RUSTIC

PETRAIA

OUT.20

BLEND / LAB325 / GENT
ATLANTIS / GHOST
NATIVE / UNIKA / RE-WORK
DOLPHIN / SOLERAS / ECO CHIC

OUT.30

LAB325 / TRENTO

DECOR

WIDE&STYLE MINI
PLAY
CROSSROAD BRICK

WALL

DO UP
DO UP TOUCH

SOLUTIONS

LEVEL
FACTORY

HARDKOLL

COLLANTI E SIGILLANTI

TECH

INFORMAZIONI TECNICHE

AUTO-LEVELING™

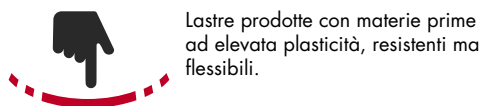

 **Facile installazione - Easy laying**

CARATTERISTICHE

Auto-Leveling garantisce la massima facilità di posa ai listoni di grande formato. La tecnologia si basa sull'impiego di impasti a base di materie prime per loro natura altamente stabili e resistenti, ma al tempo stesso ad elevata plasticità, che conferiscono a questa tipologia di prodotti qualità uniche. Il materiale ottenuto, caratterizzato da un minimo grado di convessità, aderisce perfettamente al massetto. Una volta posata, la piastrella si auto-livella, mantenendo una perfetta planarità. La tecnologia Auto-Leveling si applica alle lastre ceramiche nei formati 20x170, 40x170 cm (sp9mm) e 26x200 cm (sp7mm).

CHARACTERISTICS

Auto-Leveling guarantees the maximum ease of installation for large-format planks. The technology uses raw materials that combine stability and strength with high plasticity, giving unique qualities to this type of product. The resultant tiles have a small degree of convexity and bond perfectly to the screed. Once installed, the tiles self-level and maintain perfect flatness. Auto-Leveling technology is used for ceramic tiles in sizes 20x170 cm, 40x170 cm (thickness 9mm) and 26x200 cm (sp7mm).



Lastre prodotte con materie prime ad elevata plasticità, resistenti ma flessibili.

Ceramic slabs manufactured with highly plastic raw materials, strong and flexible at the same time.



Appoggiate su qualsiasi superficie, anche non perfettamente planare, le lastre si auto-livellano.

Laid on the screed they self-level, even if the surface is not perfectly flat.



Il prodotto auto-leveling agevola la posa tradizionale, si monta senza distanziali livellanti, seguendo qualsiasi schema di posa.

Auto-leveling tiles help the traditional fixing, every installation pattern can be achieved, without leveling spacers.

indicatore di flessibilità flexibility index	deflessione massima sotto carico di 350 N maximum deflection under load of 350 N	lato/length 1200 mm	> 20 mm
		lato/length 1700 mm	> 30 mm
		lato/length 2000 mm	> 50 mm

AVVERTENZE DI POSA E PULIZIA DECORI

IMPORTANTE: ATTENERSI SEMPRE ALLE INDICAZIONI CONTENUTE NELLE CONFEZIONI.

FASCIA ARDESIA BRONZO / ARDESIA GRIGIO 4x30 cm

Componente pietra naturale: lamina di Ardesia naturale proveniente dall'India, ottenuta attraverso l'uso di tecniche molto particolari ed esclusive. Componente supporto: la pietra è supportata dalla magnesite in lastre che è un inerte, perfettamente stabile, ignifugo, inattaccabile da muffe e funghi e resistente a tutti gli acidi di uso domestico. Posa in opera e stuccatura: si possono usare le normali colle ceramiche da mosaico, utilizzando la tecnica della doppia spalmatura. Per la stuccatura usare esclusivamente stucchi epossidici, avendo cura di rimuovere l'eccedenza prima della completa essiccazione. La manutenzione e la pulizia vanno fatte utilizzando i normali prodotti per il marmo / pietre naturali reperibili sul mercato, evitando i prodotti abrasivi.

FASCIA ESSENZE MIX 5x30 cm / LIST. WOOD 5x40 cm

Componente legno: si tratta di tavole e travature in legno che vengono recuperate dalla demolizione di vecchi sottotetti, oppure da vecchie stalle, fienili, ricoveri attrezzi, ecc. E' materiale che proviene dalle zone prealpine del Trentino Alto Adige di età stimata non inferiore ad un centinaio di anni. Componente ceramica: ogni pezzo è stato lavorato manualmente sia come finitura del supporto che come smaltatura. Per queste ragioni ogni pezzo può variare di tono e/o di finitura. Componente supporto: il legno è stato supportato con la magnesite in lastre. Un materiale inerte, perfettamente stabile, ignifugo, inattaccabile da muffe e funghi e resistente a tutti gli acidi di uso domestico. Posa in opera: si possono usare le normali colle ceramiche da mosaico, reperibili sul mercato. Si raccomanda la tecnica della doppia spalmatura come in uso per la posa dei mosaici.

Stuccatura: si consiglia di proteggere la componente legno con del nastro-cartina in modo da preservare la struttura del legno scavato dal tempo e di rimuovere il nastro solo a stuccatura perfettamente essiccata. Usare esclusivamente stucchi epossidici. Manutenzione e pulizia: il legno è verniciato ad acqua e rifinito con cere naturali. Successivamente è trattato con una soluzione idrorepellente incolore. Per la pulizia e la manutenzione sono utilizzabili i normali prodotti per il legno reperibili sul mercato adatti alla finitura sopra descritta. Per la ceramica sono consigliati i normali prodotti in commercio, evitando quelli abrasivi.

MATITE ALLUMINIO 0,5x120 cm

Articolo in Alluminio puro certificato e decorato con resine acriliche applicate manualmente o con bagno galvanico. Lievi differenze di tono e/o finitura sono caratteristiche del prodotto realizzato a mano. POSA: utilizzare colle poliuretatiche o epossidiche. Durante la posa è necessario limitare il più possibile il contatto tra la colla e la parte superficiale della matita. Eventualmente pulire prontamente con acqua e spugna morbida l'eccesso di colla che va sulla parte in vista. Prestare attenzione durante la fase di stuccatura e pulire subito con acqua e spugna morbida. PULIZIA: si consiglia l'uso di un panno morbido con acqua e sapone neutro, alcool o detergenti neutri per la casa (non acidi o basici). NOTA: non utilizzare in nessun caso (posa, stuccatura e pulizia) prodotti abrasivi, acidi o basici, acetone, solventi e diluenti. Non applicare sulla parte decorata Scotch, nastri adesivi o simili.

INFORMATION FOR INSTALLATION AND CLEANING

IMPORTANT: FOLLOW ALWAYS THE INSTRUCTIONS CONTAINED IN THE PACKAGING.

FASCIA ARDESIA BRONZO / ARDESIA GRIGIO 4x30 cm

Natural stone component: sheet of natural slate from India produced using exclusive techniques. Substrate: slabs of magnesite, a perfectly stable material that is fireproof and resistant to mould and fungi as well as all household acids. Installation and grouting: use normal ceramic mosaic adhesives and employ the back-buttering technique. Use exclusively epoxy grouts, being sure to remove any excess before it has dried completely. For maintenance and cleaning, use normal commercially-available products designed for marble/ natural stone. Do not use abrasive products.

FASCIA ESSENZE MIX 5x30 cm / LIST. WOOD 5x40 cm

Wood component: wooden planks and beams recovered from demolished attics or from old stables, barns, tool sheds, etc. This material originates from the foothills of the Alps in Italy's Trentino Alto Adige region and is estimated to be at least a hundred years old. Ceramic component: each piece is hand finished and glazed and may consequently vary in terms of colour and/or finish. Substrate: the wood is mounted on magnesite panels, a perfectly stable and fireproof material that is resistant to mould and fungi as well as all household acids. Installation: use normal commercially-available ceramic mosaic adhesives. Use the back-buttering technique normally employed for installing mosaics. Grouting: use paper tape to protect the wood component and preserve the wood's timeworn texture. Do not remove the tape until the grout has dried completely. Use only epoxy grouts. Maintenance and cleaning: the wood is coated with water-based varnish and finished with natural wax. It is then treated with a colourless water-repellent solution. For cleaning and maintenance, use normal commercially-available wood products suited to the varnished and waxed finish. For the ceramic component, normal commercially-available products are recommended. Avoid using abrasive products.

MATITE ALLUMINIO 0,5X120 cm

Item made of certified pure aluminium and decorated by hand with acrylic resins or in galvanic bath. Slight differences in colour and/or finish are typical of handmade products. INSTALLATION: use polyurethane or epoxy glues. During installation, where possible avoid all contact between the glue and the surface of the aluminium strip. If necessary, immediately clean off any excess glue from the visible surface using water and a soft sponge. Take great care during grouting and clean immediately using water and a soft sponge. CLEANING: we recommend using a soft cloth with water and neutral soap, alcohol or neutral household cleaners (do not use acidic or alkaline products). NOTE: do not under any circumstances (installation, grouting or cleaning) use abrasive, acidic or alkaline products, acetone, solvents or thinners. Do not apply adhesive tape or similar products to the decorated surface.

CONSIGLI DI POSA E PULIZIA

AVVERTENZE GENERALI

Indipendentemente dal tipo di prodotto e formato scelto, prima di procedere con la posa è opportuno fare una verifica sul cantiere per valutare le condizioni dei sottofondi. La posa richiede le migliori condizioni del sottofondo. Che dovrà sempre essere:

-asciutto e stagionato
-planare e privo di fessurazioni
-pulito, libero da polvere detriti o grumi di cemento
-compatto e resistente

La perfetta riuscita di un pavimento o di un rivestimento è il frutto della combinazione di molteplici fattori; per ottenere il migliore effetto estetico nella posa è opportuno ricordare che i prodotti ABK Group prevedono un numero variabile di pattern grafici, la cui successione all'interno delle scatole avviene in modo del tutto casuale.

POSA DEI PRODOTTI RETTIFICATI

Per raggiungere un effetto ottimale ABK suggerisce di mantenere almeno 1 o 2 mm di fuga per una posa mono-formato e 2 mm per combinare formati misti nelle pose modulari suggerite dai cataloghi.

POSA DEI PRODOTTI NON RETTIFICATI


L'alto grado di greificazione delle piastrelle ABK comporta modeste tolleranze di calibro, pertanto nella posa dei prodotti a bordo naturale è consigliabile lasciare una fuga di almeno 3 mm fra le piastrelle.

OPERAZIONI PRELIMINARI

Una volta scelto il materiale da posare, coerentemente con i requisiti tecnici, lo stile e la destinazione d'uso degli ambienti, è bene seguire alcune raccomandazioni prima di procedere con l'installazione: -stendere a terra almeno 3mq di prodotto per controllare l'effetto d'insieme, avendo cura di verificarne accuratamente calibro, tonalità e scelta. -Specie nel caso di prodotti con elevata variabilità grafica, è bene posare il materiale attingendo da più scatole, le variazioni grafiche e cromatiche del prodotto sono una caratteristica qualificante che l'abilità del posatore può valorizzare, al contrario un prodotto posato senza tenerne conto può risultare esteticamente poco gradevole. -È opportuno evitare di segnare la parte superiore delle piastrelle con matite o pennarelli e dedicare particolare attenzione ai prodotti lucidi, patinati o lappati che dovranno essere coperti durante i lavori di cantiere. -Attendere 48/72 ore prima di sottoporre il pavimento al normale transito.

La posa senza fuga, soprattutto nei grandi formati è fortemente sconsigliata dai maggiori produttori di collante per i seguenti motivi: Difficoltà di assorbimento di eventuali movimenti strutturali in assenza di elementi comprimibili. Diverso comportamento dilatometrico fra piastrelle e massetto, in presenza di elevate escursioni termiche. Difficoltà di realizzazione di una duratura ed efficace stuccatura. Abk sconsiglia assolutamente pose senza fuga, per le quali si declina ogni responsabilità.

Durante le operazioni di posa, nel caso venga scelto uno schema sfalsato, evitare di far coincidere i vertici di una piastrella con la metà delle altre a fianco. Soltanto i prodotti AUTO-LEVELING si prestano ad essere posati seguendo liberamente ogni schema di posa.



STUCCATURA

- Qualora non si utilizzasse la boiacca composta da cemento e sabbia, si consiglia di utilizzare colori di stucco su tono (possibilmente non utilizzare su materiali di colore chiaro stucchi di colore scuro, tipo nero, blu, rosso) e di verificare la compatibilità dei riempitivi per fughe con il prodotto ceramico.
- Riempire le fughe con gli stucchi solo quando il pavimento è calpestabile, togliendo preventivamente dalle fughe ogni tipo di residuo.
- Eseguire la stuccatura a "regola d'arte", seguendo le indicazioni del progettista, del responsabile di cantiere e del capitolato di posa.
- Stuccare piccole superfici per volta (4/5 mq) e asportare le quantità eccedenti con spugne o stracci umidi (di sola acqua pulita).
- Stucchi cementizi non additivati: seguire attentamente le indicazioni dei fabbricanti, a fine giornata pulire i residui di posa con spugna appena bagnata.
- Stucchi epossidici o additivati (con lattici, ecc.): seguire attentamente le indicazioni dei fabbricanti, perché il loro rapido indurimento può richiedere pulizie molto laboriose, specialmente se la superficie delle piastrelle è antiscivolo, ruvida o strutturata.

INSTALLATION AND CLEANING ADVICE

GENERAL WARNINGS

Regardless of the chosen product type or size, an on-site inspection should be carried out prior to installation to assess the conditions of the substrates. Perfect substrate conditions are essential for a successful installation. Substrates must be:

-dry and properly cured
-flat and free of cracks
-clean and free of dust, debris or lumps of cement
-compact and strong

The success of a floor or wall tile installation is the result of a combination of multiple factors; to achieve the best possible aesthetic effect in installation, remember that ABK Group products come in a variable number of graphic patterns packed in boxes in a completely random sequence.

INSTALLATION OF RECTIFIED-EDGED TILES

For optimal results, ABK recommends allowing a joint of at least 1 or 2 mm when laying same-sized tiles and 2 mm for different-sized tiles laid using the modular systems described in the catalogues.

INSTALLATION OF NON-RECTIFIED TILES

The high degree of vitrification of ABK tiles means dimensional tolerances are low. Therefore, when laying tiles with natural press-formed edges, at least a 3mm joint should be allowed between each tile.

PRELIMINARY OPERATIONS

It is advisable to follow some recommendations before proceeding with the installation of the selected tiling material, which should be carried out in compliance with the technical requirements, style and intended application: -Place some tiles (at least 3 m²) over the flooring surface to check the final effect, making sure you have the right tile size, shade, and quality class. -In the case of products whose graphics tend to differ considerably from one tile to the next, it is advisable to take the tiles from different boxes and mix them. The graphic and colour variations of the tiles are an important feature which can be enhanced by a skilled tile layer. Overlooking such features, on the contrary, may lead to poor aesthetic results. -Avoid marking the front of the tiles with pencils or markers. Be particularly careful with glossy, matt or lapped tiles, which should be kept covered during building work. -Wait 48/72 hours before walking over the newly laid tiles.

Jointless tile installation, particularly in the case of large-size tiles, is strongly advised against by most adhesive manufacturers for the following reasons: Any structural adjustments may not be absorbed due to the lack of compressible material. Wide temperature ranges may cause expansion effects between the tile and screed. Effective, durable grout joints may be difficult to achieve. ABK strongly advises against jointless tile installation and cannot be held liable for any damage deriving therefrom.

When laying tiles in a staggered pattern, make sure there are no tiles positioned with the corner coinciding with the centre of the adjacent tiles. Only AUTO-LEVELING products are suitable for all installation patterns.



GROUTING

- Should a grout made of cement and sand not be used, it is recommended to use shade-on-shade grouts (do not use dark grouts, such as black, blue or red, on bright materials) and to verify the compatibility of the grouts with the ceramic tile.
- Fill the grout lines with the grout only when the floor has sufficiently set to be ready to tread on, removing any residue from the grout lines.
- Carry out a state-of-the-art grouting following the layer and technician's instructions and the technical specifications.
- Grout small areas of the surface at a time (4m² to 5m²) and remove excess grout with a sponge or a wet cloth (with clean water).
- Non-added cement grouts: follow the manufacturer's instructions carefully and at the end of the working day clean the surface with a slightly damp sponge.
- Epoxy grouts or added grouts (with latex, etc.): follow the manufacturer's instructions to the letter as rapid hardening can lead to difficult cleaning operations, especially in case of anti-slip, rough or textured tiles.

Index

CONCRETE

BLEND
GHOST
LAB325
CROSSROAD CHALK
DOWNTOWN
DOCKS

SOLID COLOURS

CHROME

METAL

INTERNO 9 WIDE
INTERNO 9

STONE

ATLANTIS
NATIVE
ALPES WIDE
ALPES RAW
MONOLITH
UNIKA
RE-WORK
FOSSIL

MARBLE

SENSI SIGNORIA
SENSI GEMS
SENSI UP
SENSI
GRACE

WOOD

ECO CHIC
NEST
CROSSROAD WOOD
DOLPHIN
SOLERAS

RUSTIC

PETRAIA

OUT.20

BLEND / LAB325 / GENT
ATLANTIS / GHOST
NATIVE / UNIKA / RE-WORK
DOLPHIN / SOLERAS / ECO CHIC

OUT.30

LAB325 / TRENTO

DECOR

WIDE&STYLE MINI
PLAY
CROSSROAD BRICK

WALL

DO UP
DO UP TOUCH

SOLUTIONS

LEVEL
FACTORY

HARDKOLL

COLLANTI E SIGILLANTI

TECH

INFORMAZIONI TECNICHE

Index

CONCRETE	BLEND <p>GHOST</p> LAB325 <p>CROSSROAD CHALK</p> DOWNTOWN <p>DOCKS</p>
-----------------	------------------------------------------------------------------------

SOLID COLOURS	CHROME
----------------------	--------

METAL	INTERNO 9 WIDE <p>INTERNO 9</p>
--------------	---------------------------------

STONE	ATLANTIS <p>NATIVE</p> ALPES WIDE <p>ALPES RAW</p> MONOLITH <p>UNIKA</p> RE-WORK <p>FOSSIL</p>
--------------	------------------------------------------------------------------------------------------------

MARBLE	SENSI SIGNORIA <p>SENSI GEMS</p> SENSI UP <p>SENSI</p> GRACE
---------------	--------------------------------------------------------------

WOOD	ECO CHIC <p>NEST</p> CROSSROAD WOOD <p>DOLPHIN</p> SOLERAS
-------------	------------------------------------------------------------

RUSTIC	PETRAIA
---------------	---------

OUT.20	BLEND / LAB325 / GENT <p>ATLANTIS / GHOST</p> NATIVE / UNIKA / RE-WORK <p>DOLPHIN / SOLERAS / ECO CHIC</p>
---------------	------------------------------------------------------------------------------------------------------------

OUT.30	LAB325 / TRENTO
---------------	-----------------

DECOR	WIDE&STYLE MINI <p>PLAY</p> CROSSROAD BRICK
--------------	---------------------------------------------

WALL	DO UP <p>DO UP TOUCH</p>
-------------	--------------------------

SOLUTIONS	LEVEL <p>FACTORY</p>
------------------	----------------------

HARDKOLL	COLLANTI E SIGILLANTI
-----------------	-----------------------

TECH	INFORMAZIONI TECNICHE
-------------	------------------------------

LAVAGGIO DOPO LA POSA

Il lavaggio dopo la posa è una fase di fondamentale importanza per tutti gli interventi successivi e per la manutenzione.

La pulizia di fine cantiere fatta con prodotti a base acida tamponati, quali ad esempio Deterdek di Fila o Cement Remover di Faber etc., va eseguita una sola volta e presenta l'ulteriore vantaggio di conferire uniformità cromatica alla superficie.

Con il lavaggio acido dopo la posa si eliminano i residui di posa e il normale sporco di cantiere come: malta, colla, pittura, sporco da cantiere di varia natura. E' bene sapere che oltre il 90% delle contestazioni in cantiere è dovuto ad un cattivo, o addirittura inesistente, lavaggio con detergente acido dopo posa. Per evitare che un prodotto a base acida usato per la prima pulizia vada ad intoccare il riempimento a base cementizia delle fughe, è necessario, prima dell'operazione di pulizia, bagnare il pavimento affinché le fughe vengano impregnate e pertanto protette dall'azione carsiva dell'acido stesso.

E' opportuno:

- Togliere con appositi detergenti a base alcalina sostanze grasse o simili
- Procedere al lavaggio dopo la posa
- Risciacquare abbondantemente il pavimento, raccogliendo l'acqua residua.
- La pulizia si esegue dopo 4-5 giorni dalla stuccatura (lo stucco deve indurire) e non oltre i 10 giorni, oltre questi tempi la pulizia può diventare molto più laboriosa; attenersi scrupolosamente ai consigli riportati dal produttore di detergenti.

Fare sempre test preventivi (su una piastrella non posata), in particolare per prodotti lappati o levigati.

PULIZIA E MANUTENZIONE MANUTENZIONE ORDINARIA

Si consiglia l'utilizzo di un comune detergente neutro diluito in acqua calda. Evitare l'utilizzo di prodotti acidi, alcalini, ceranti e/o impregnanti.

Nella pulizia ordinaria occorre limitare al massimo l'uso di mezzi abrasivi (ad esempio: paglietta di metallo, spugnette di ferro o acciaio). Questa precauzione diventa un obbligo nel caso di piastrelle con superficie lucida, più esposte ad effetti visibili di scalfiture, graffi...

In caso di sporchi più intensi o di superfici particolarmente strutturate, usare un detergente a base alcalina risciacquando al termine del lavaggio.

Nella pratica quotidiana occorre considerare che certi tipi di sporco (polvere, sabbia) aumentano l'effetto abrasivo del traffico pedonale. Cercare quindi di prevenire la presenza di questa tipologia di sporco dall'esterno, predisponendo l'utilizzo di zerbino o stuoio all'ingresso.

RIMOZIONE DI PATINE LUCIDE

Nei normali detergenti in commercio sono a volte contenute cere o additivi lucidanti che, lavaggio dopo lavaggio, depositano sul pavimento patine lucide, causa di noiose alature. Patine di questo tipo possono essere depositate anche da alcuni stucchi per le fughe. Semplici alimenti come Coca Cola, vino, acqua, etc., cadendo sul pavimento tolgono questa patina lucida e ripristinano l'aspetto originale più opaco delle piastrelle. In mezzo al pavimento più lucido, le zone senza cera appaiono come aloni opachi, in realtà sono le uniche parti pulite del pavimento.

In questi casi, dopo aver fatto un test preventivo, bisogna:

- Togliere la patina lucida da tutto il pavimento con un tipo di detergente a base acida.
- Utilizzare per le pulizie quotidiane, detergenti neutri che non contengono né cere né patine lucidanti.

MANUTENZIONE STRAORDINARIA

Nel caso di tracce di sporco resistente alla pulizia ordinaria si raccomanda l'utilizzo di un detergente adeguato in funzione del tipo di sporco e comunque, prima dell'uso, fare sempre test preventivi su una piastrella non posata. Nella tabella "PRODOTTI PER LA PULIZIA E LA MANUTENZIONE" sono indicati i detergenti efficaci in funzione del tipo di macchia.

PAVIMENTI E RIVESTIMENTI METALLIZZATI

Per la pulizia e manutenzione di piastrelle metallizzate si raccomanda di non usare assolutamente detergenti acidi o alcalini. Usare esclusivamente prodotti con PH neutro come ad esempio Fila Cleaner o Floor Cleaner di Faber. In ogni caso verificare sempre prima il prodotto su una porzione di materiale non posato ed evitare di lasciare il detergente sulle piastrelle per più di 10-15 min. Risciacquare sempre abbondantemente con acqua.

TRATTAMENTO PRODOTTI LAPPATI E LEVIGATI

Lappatura e levigatura sono lavorazioni che prevedono sempre l'asportazione di una parte superficiale dello smalto o del corpo stesso della piastrella. In tutti i pavimenti ceramici disponibili sul mercato, tale lavorazione, pur in presenza di materiali vetrosi o a bassissimo assorbimento, può comportare l'apertura di microporosità superficiali che a contatto con particolari tipi di sporco, possono risultare di difficile pulizia o presentare aloni difficilmente rimuovibili.

RACCOMANDAZIONI

Ricordiamo di non usare mai detergenti a base di acido fluoridrico (HF) o dei suoi composti, compresi antruggine o smacchiatori di tipo spray che spesso lo contengono. Il danno che si potrà provocare sarà irreparabile in quanto non esiste pavimento sul mercato resistente a tale acido.

AVVERTENZE

Le caratteristiche di pulizia dei materiali variano in modo significativo in funzione delle diverse modalità di installazione, condizioni d'uso, tipologie di superfici e ambiente. In linea generale all'aumentare delle caratteristiche di antiscivolosità delle piastrelle, aumentano le difficoltà di pulizia. L'operatore professionale incaricato dell'intervento di manutenzione e pulizia, dovrà sempre procedere ad una preliminare verifica empirica, possibilmente su una porzione di materiale non posato, per ogni singolo tipo di intervento.

In caso di condizioni d'uso particolarmente gravose, di errata installazione o di pulizie effettuate in modo inadeguato, Abk declina ogni responsabilità in merito all'efficacia delle operazioni di pulizia e manutenzione. Resta inteso che Abk non potrà essere ritenuto responsabile per eventuali danni o difetti dovuti ad errata installazione, negligente pulizia e manutenzione o inadeguata scelta della tipologia dei materiali installati e degli adesivi utilizzati con riguardo alla destinazione.

Le indicazioni contenute in questo paragrafo sono puramente indicative. Per notizie più approfondite rimandiamo a documentazione specializzata disponibile su cataloghi e siti web delle principali ditte produttrici di prodotti specifici per la pulizia dei pavimenti.

CLEANING AFTER INSTALLATION

The cleaning after installation is of fundamental importance for all the subsequent steps and for a correct maintenance.

Post-installation cleaning using acid detergents with a padding action such as Fila Deterdek or Faber Cement Remover must be carried out only once and only if this would result in the added bonus of giving the surface a more uniform aspect.

Acid-cleaning will remove all residue associated with the installation and works in general, such as mortar, adhesive, paint and dirt. It is important to underline that 90% of complaints are due to a bad, or even inesistent cleaning after installation. In order to make sure that an acid detergent used for the cleaning does not compromise the filling of grout lines, it is necessary, before proceeding with cleaning, to wet the floors so that the grout lines are impregnated and protected from the corrosive action of the acid.

It is recommended to follow these steps:
First, remove any grease or similar substance from the floor using alkaline detergents
Proceed with the cleaning of the surface

Rinse the floors with an abundance of water

The cleaning must be carried out 4-5 days after grouting (the grout must season) and within a maximum of 10 days after grouting, as, beyond this period of time the cleaning can be difficult, carefully follow the manufacturer's instructions for the use of detergents.

It is always recommended to carry out a test on a sample tile (not installed), in particular in case of honed or polished products.

CLEANING AND MAINTENANCE DAILY MAINTENANCE

It is recommended to clean the floor using a neutral detergent diluted in hot water. Avoid the use of acid, alkaline, waxing and/or impregnating products.

During ordinary cleaning procedures, it is recommended to limit the use of abrasive meqns such as scouring pads, iron and/or steel sponges. Taking this precaution is a must on glossy tiles, as they are more liable to scratching.

In case of intense dirt or textured surfaces, use an alkaline detergent, rinsing the floor with an abundance of water.

It is important to underline that certain types of dirt like dust or sand, increase the abrasive effect of foot traffic on the surface. The use of a door mat at the entrance can help prevent this.

REMOVAL OF FILMS ON THE FLOOR

The standard detergents available on the market sometimes contain waxes or polishing additives that, cleaning after cleaning, create a film on the floor and cause rims. This type of film can also develop when using certain types of grouts. Every-day stains on the floor, such as cola, wine, water, etc., remove this film and reveal the original, more opaque aspect of the tiled surface. On a glossy floor, these areas with no wax appear as rims but, in actual fact, they are the only clean areas of the floor itself. In such cases, after having carried out a test, it is necessary to:
Remove the film from the floor using an acid detergent.

Use neutral detergents, which do not contain wax or polishing additives for everyday cleaning.

EXTRAORDINARY MAINTENANCE

In case of stains that are resistant to standard cleaning operations, it is recommended to use a specific detergent depending on the type of dirt and, every single time before using such detergent, to carry out a test on a non-installed sample tile. The chart "REMOVE STAINS" indicates the recommended detergents that are effective for certain specific stains.

METALLISED FLOOR AND WALL COVERINGS

For the cleaning and maintenance of metallised tiles, it is recommended not to use acid or alkaline detergents. Use products with neutral PH such as Fila Cleaner or Faber Floor Cleaner. Every single time, test the product on a sample tile that has not been installed and do not leave the detergent on the tiles for more than 10-15 minutes. Always rinse the surface with an abundance of water.

TREATMENT OF HONED AND POLISHED TILES

Honing and polishing are manufacturing processes that always remove a superficial part of the glaze or of the body of the tile itself. All honed and/or polished ceramic tiles available on the market have a micro-porous structure that, even when using low absorption vitreous materials, are vulnerable to attack from certain types of dirt that can attack the micro-porous structure and make cleaning operations very difficult.

RECOMMENDATIONS

Never use hydrofluoric acid-based detergents or its derivatives, such as rust-preventing products or spray stain-removers that often contain hydrofluoric acid. The use of hydrofluoric acid will irreparably damage the surface, as no ceramic tile floor available on the market is resistant to this acid.

WARNING

The cleaning features of mperials considerably vary depending on the installation pattern, the conditions of use and the type of surface. As a general rule, as the anti-slip value of ceramic tile increases, the cleaning operations become more difficult. The professional technician in charge of the cleaning and maintenance must always carry out a preliminary test on a sample tile that has not been installed before proceeding with any cleaning operation.

In case of special conditions of use, incorrect installation or inadequate cleaning, Ceramiche ABK will not be responsible for the effectiveness of cleaning and maintenance procedures. It is agreed that ABK will not be responsible for any damage or defects that are due to incorrect installation, cleaning and maintenance or due a wrong choice of materials and adhesives.

The above-stated instructions are merely indicative. For in-depth information, please consult the specific documents that are available on the catalogues and web-site of the manufacturers of detergents for ceramic floors.

TIPO DI MACCHIA <p>TYPE OF STAIN</p>	DETERGENTE CONSIGLIATO <p>DETERGENT</p>		
MACCHIE INORGANICHE <p>INORGANIC STAINS</p>	CALCARE <p>LIME</p>	ACIDA <p>ACID</p>	DETERDEK PRO (FILA) - CEMENT REMOVER (FABER)
	CEMENTO - SAINITRO <p>CEMENT - SALTPETRE</p>		DETERDEK PRO (FILA) - CEMENT REMOVER (FABER)
	DEPOSITI CALCAREI <p>DEPOSITS OF LIME</p>		VIAKAL
	RUGGINE <p>RUST</p>		DETERDEK PRO (FILA) - CEMENT REMOVER (FABER)
MACCHIE ORGANICHE <p>ORGANIC STAINS</p>	SEGNI METALLICI <p>METALLIC MARKS</p>	ALCAINA <p>ALKALINE</p>	DETERDEK PRO (FILA)
	BIRRA <p>BEER</p>		PS/87 PRO (FILA) - WAX REMOVER (FABER)
	CAFFÈ <p>COFFEE</p>		PS/87 PRO (FILA) - SR/95 (FILA) - WAX REMOVER (FABER)
	COLA <p>COCA COLA</p>		PS/87 PRO (FILA) - SR/95 (FILA) - WAX REMOVER (FABER)
MACCHIE VEGETALI <p>VEGETABLE FAT</p>	MACCHIE VEGETALI <p>VEGETABLE FAT</p>	SOLVENTE <p>DISSOLVENT</p>	WAX REMOVER (FABER)
	OLIO E GRASSO <p>OIL AND GREASE</p>		PS/87 PRO (FILA) - WAX REMOVER (FABER)
	PNEUMATICI <p>TIRES</p>		PS/87 PRO (FILA) - POLISHING CREAM (FABER)
	TINTURA PER CAPELLI <p>HAIR DYE</p>		PS/87 PRO (FILA) - SR/95 (FILA) - COLOURED STAIN REMOVER(FABER)
	WINO <p>WINE</p>		PS/87 PRO (FILA) - SR/95 (FILA) - OXIDANT (FABER)
	VERNICE <p>PAINT</p>		PS/87 PRO (FILA) - NOPAINTSTAR (FILA)
MACCHIE SINTETICHE <p>SYNTHETIC STAINS</p>	BITUME <p>BITUMEN</p>	SOLVENTE <p>DISSOLVENT</p>	FILASOLV (FILA) - WAX REMOVER (FABER)
	CERA DI CANDELA <p>CANDLE WAX</p>		FILASOLV (FILA) - WAX REMOVER (FABER)
	INCHIOSTRO <p>INK</p>		PS/87 PRO (FILA) - SR/95 (FILA) - COLOURED STAIN REMOVER(FABER)
	PENNARELLO <p>FELT-TIP PEN</p>		PS/87 PRO (FILA) - SR/95 (FILA) - COLOURED STAIN REMOVER(FABER)
	RESIDUI DI SCOTCH <p>REST OF STICKY TAPE</p>		FILASOLV (FILA) - PS/87 PRO (FILA) - SOLVENT STRIPPER (FABER)
ALONATURE RESIDUE <p>RESIDUAL MARKS</p>	SPORCO DELLE FUGHE <p>TILE JOINT STAINS</p>	DETERGENTE <p>DETERGENT</p>	FUGANET (FILA)
	ALONATURE VENTOSE <p>STAINS FROM SUCTION CUPS</p>		PS/87 PRO (FILA)
	CERA PROTETTIVA <p>PROTECTIVE WAX</p>		PS/87 PRO (FILA)

PRODOTTI PER LA PULIZIA E LA MANUTENZIONE CLEANING AND MAINTENANCE PRODUCTS

Attenzione: i prodotti a base acida possono corrodere marmo, granito, pietre naturali e metalli, pertanto evitarne l'uso nel caso di decori o inserti realizzati con questi materiali. Important: Acid products may corrode marble, granite, natural stone and metal. Avoid using in the presence of decoration or inserts in these materials.	
PER L'USO ATTENERSI SCRUPolosAMENTE ALLE INDICAZIONI RIPORTATE SULL'ETICHETTA. FOR THE CORRECT USE PLEASE FOLLOW THE INSTRUCTION MENTIONED ON THE LABEL.	

CARATTERISTICHE TECNICHE TECHNICAL CHARACTERISTICS

LE NORME ISO QUESTE NORME, ELABORATE DALL'ISO TC 189, SOSTITUISCONO IN ITALIA, E NEI PAESI CHE LE HANNO RICONOSCIUTE, QUELLE PRECEDENTEMENTE ESISTENTI (EN).





THE ISO STANDARDS THESE STANDARDS, DRAWN UP BY THE ISO TC189, REPLACE THE PREVIOUS (EN) STANDARDS IN ITALY AND IN THE OTHER COUNTRIES THEY ARE RECOGNIZED.

ALLEGATO ANNEX	GRUPPO GROUP	ASSORBIMENTO D'ACQUA (E) WATER ABSORPTION (E)
G	Bla	$E \leq 0,5\%$
H	Bib	$0,5\% < E \leq 3\%$
I	BIIa	$3\% < E \leq 6\%$
J	BIIb	$6\% < E \leq 10\%$
L	BIII	$E > 10\%$

GRES PORCELLANATO PORCELAIN TILES

CLASSIFICAZIONE SECONDO NORME UNI EN 14411 (ISO 13006) ALLEGATO G-Gruppo Bla CLASSIFICATION IN ACCORDANCE WITH UNI EN 14411 (ISO 13006) ANNEX G-Group Bla

PROPRIETÀ FISICO-CHIMICHE PHYSICAL-CHEMICAL PROPERTIES	NORMA NORM	VALORE PRESCRITTO DALLE NORME VALUE PRESCRIBED FROM THE NORMS	VALORE ABK ABK VALUE
LUNGHEZZA E LARGHEZZA DIMENSIONE MEDIA DI OGNI PIASTRELLA LENGTH AND WIDTH OF THE AVERAGE-SIZES TILE	UNI EN ISO 10545/2	$\pm 0,5\%$	CONFORME ACCORDING
SPESORE THICKNESS	UNI EN ISO 10545/2	$\pm 5\%$	CONFORME ACCORDING
RETTILINEARITÀ SPIGOLI WARPAGES OF EDGES	UNI EN ISO 10545/2	$\pm 0,5\%$	CONFORME ACCORDING
ORTOGONALITÀ WEDGING	UNI EN ISO 10545/2	$\pm 0,6\%$	CONFORME ACCORDING
PLANARITÀ FLATNESS	UNI EN ISO 10545/2	$\pm 0,5\%$	CONFORME ACCORDING
ASSORBIMENTO D'ACQUA WATER ABSORPTION	UNI EN ISO 10545/3	$E \leq 0,5\%$	CONFORME ACCORDING
RESISTENZA ALLA FLESSIONE BENDING STRENGTH	UNI EN ISO 10545/4	$\geq 35 \text{ N/mm}^2$	CONFORME ACCORDING
FORZA DI ROTTURA BREAKING STRENGTH	UNI EN ISO 10545/4	$\geq 1300 \text{ N}$	CONFORME ACCORDING
RESISTENZA ALL'ABRASIONE PROFONDA DELLE PIASTRELLE NON SMALTATE RESISTANCE TO DEEP ABRASION OF UNGLAZED TILES	UNI EN ISO 10545/6	$< 175 \text{ mm}^3$	CONFORME ACCORDING
RESISTENZA ALL'ABRASIONE SUPERFICIALE PER PIASTRELLE SMALTATE ABRASION RESISTANCE FOR GLAZED TILES	UNI EN ISO 10545/7	DICHIARATO DALL'AZIENDA PRODUTTRICE DECLARED BY THE MANUFACTURING COMPANY	IN FUNZIONE DELLA DESTINAZIONE D'USO ACCORDING TO THE DESTINATION OF FINAL USE
RESISTENZA AGLI SBALZI TERMICI THERMAL SHOCK RESISTANCE	UNI EN ISO 10545/9	RICHIESTA REQUIRED	RESISTE RESISTS
RESISTENZA AL GELO FROST RESISTANCE	UNI EN ISO 10545/12	RICHIESTA REQUIRED	INGELIVO FROST PROOF
RESISTENZA ALL'ATTACCO CHIMICO CHEMICAL RESISTANCE	UNI EN ISO 10545/13	MIN UB	CONFORME ACCORDING
		MIN GB	CONFORME ACCORDING
RESISTENZA ALLE MACCHIE RESISTANCE TO STAINING	UNI EN ISO 10545/14	UGL: VALORE DA DICHIARARE UGL: VALUE TO DECLARE	-
		GL: CLASSE 3 MIN	CONFORME ACCORDING
RESISTENZA ALLO SCIVOLAMENTO SLIP RESISTANCE	B.C.R.A. C.A.	$\mu 0,19$ SCIVOLosità PERICOLOSA - DANGEROUSLY SLIPPERY $0,20 < \mu < 0,39$ SCIVOLosità ECCESSIVA - EXCESSIVELY SLIPPERY $0,40 < \mu < 0,74$ ATTRITO SODDISFACENTE - SATISFACTORY GRIP $\mu 0,75$ ATTRITO ECCELLENTE - EXCELLENT GRIP	VEDI COLLEZIONE SEE COLLECTION
	B.C.R.A. G.B.		VEDI COLLEZIONE SEE COLLECTION
	ASTM C 1028 [S.C.O.F.]	SLIP RESISTANT (> 0,60)	VEDI COLLEZIONE SEE COLLECTION
	DIN 51130	IN FUNZIONE DELL'AMBIENTE O DELLA ZONA DI LAVORO BASING ON THE ENVIRONMENT OR THE WORKING AREA	VEDI COLLEZIONE SEE COLLECTION
	DIN 51097	-	VEDI COLLEZIONE SEE COLLECTION
	ANSI A 137-1:2012 [D.C.O.F.]	$\geq 0,42$	VEDI COLLEZIONE SEE COLLECTION
	AS/NZS 4586:2013	SRV : 35 - 44	VEDI COLLEZIONE SEE COLLECTION
	BS 7976-2:2002	> 36	VEDI COLLEZIONE SEE COLLECTION

VARIAZIONE CROMATICA SHADE VARIATION	VEDI COLLEZIONE SEE COLLECTION	 aspetto uniforme uniform appearance V1	 lieve variazione slight variation V2	 moderata variazione moderate variation V3	 forte variazione substantial variation V4
--------------------------------------	--------------------------------	----------------------------------------------------------------------------------------------------------------------------	--------------------------------------------------------------------------------------------------------------------------	-------------------------------------------------------------------------------------------------------------------------------	---------------------------------------------------------------------------------------------------------------------------------

OUT.20 GRES PORCELLANATO A MASSA COLORATA / FULL BODY COLORED PORCELAIN

OUT.30 GRES PORCELLANATO / PORCELAIN TILES

CLASSIFICAZIONE SECONDO NORME UNI EN 14411 (ISO 13006) ALLEGATO G-Gruppo Bla GL CLASSIFICATION IN ACCORDANCE WITH UNI EN 14411 (ISO 13006) ANNEX G-Group Bla GL

PROPRIETÀ FISICO-CHIMICHE PHYSICAL-CHEMICAL PROPERTIES	NORMA NORM	VALORE PRESCRITTO DALLE NORME VALUE PRESCRIBED FROM THE NORMS	VALORE ABK OUT. 20 OUT.20 ABK VALUE	VALORE ABK OUT. 30 OUT.30 ABK VALUE
LUNGHEZZA E LARGHEZZA DIMENSIONE MEDIA DI OGNI PIASTRELLA LENGTH AND WIDTH OF THE AVERAGE-SIZES TILE	UNI EN ISO 10545/2	$\pm 0,5\%$	CONFORME ACCORDING	CONFORME ACCORDING
SPESORE THICKNESS	UNI EN ISO 10545/2	$\pm 5\%$	CONFORME ACCORDING	CONFORME ACCORDING
RETTILINEARITÀ SPIGOLI WARPAGES OF EDGES	UNI EN ISO 10545/2	$\pm 0,5\%$	CONFORME ACCORDING	CONFORME ACCORDING
ORTOGONALITÀ WEDGING	UNI EN ISO 10545/2	$\pm 0,6\%$	CONFORME ACCORDING	CONFORME ACCORDING
PLANARITÀ FLATNESS	UNI EN ISO 10545/2	$\pm 0,5\%$	CONFORME ACCORDING	CONFORME ACCORDING
ASSORBIMENTO D'ACQUA WATER ABSORPTION	UNI EN ISO 10545/3	$E \leq 0,5\%$	CONFORME ACCORDING	CONFORME ACCORDING
RESISTENZA ALLA FLESSIONE BENDING STRENGTH	UNI EN ISO 10545/4	$\geq 35 \text{ N/mm}^2$	$\geq 50 \text{ N/mm}^2$	$\geq 55 \text{ N/mm}^2$
FORZA DI ROTTURA BREAKING STRENGTH	UNI EN ISO 10545/4	$\geq 1300 \text{ N}$	$\geq 20000 \text{ N}$	$\geq 25000 \text{ N}$
RESISTENZA ALL'ABRASIONE SUPERFICIALE PER PIASTRELLE SMALTATE ABRASION RESISTANCE FOR GLAZED TILES	UNI EN ISO 10545/7	IN FUNZIONE DELLA DESTINAZIONE D'USO ACCORDING TO THE DESTINATION OF FINAL USE	CONFORME ACCORDING	CONFORME ACCORDING
RESISTENZA AGLI SBALZI TERMICI THERMAL SHOCK RESISTANCE	UNI EN ISO 10545/9	RICHIESTA REQUIRED	RESISTE RESISTS	RESISTE RESISTS
RESISTENZA AL GELO FROST RESISTANCE	UNI EN ISO 10545/12	RICHIESTA REQUIRED	INGELIVO FROST PROOF	INGELIVO FROST PROOF
RESISTENZA ALL'ATTACCO CHIMICO CHEMICAL RESISTANCE	UNI EN ISO 10545/13	MIN GB	CONFORME ACCORDING	CONFORME ACCORDING
RESISTENZA ALLE MACCHIE RESISTANCE TO STAINING	UNI EN ISO 10545/14	GL \geq MINIMO CLASSE 3	CONFORME ACCORDING	CONFORME ACCORDING
RESISTENZA ALLO SCIVOLAMENTO SLIP RESISTANCE	B.C.R.A. C.A.	$\mu 0,19$ SCIVOLosità PERICOLOSA - DANGEROUSLY SLIPPERY $0,20 < \mu < 0,39$ SCIVOLosità ECCESSIVA - EXCESSIVELY SLIPPERY $0,40 < \mu < 0,74$ ATTRITO SODDISFACENTE - SATISFACTORY GRIP $\mu 0,75$ ATTRITO ECCELLENTE - EXCELLENT GRIP	>0,40	>0,40
	B.C.R.A. G.B.		>0,40	>0,40
	ASTM C 1028 [S.C.O.F.]	SLIP RESISTANT (> 0,60)	>0,60 DRY >0,60 WET	>0,60 DRY >0,60 WET
	DIN 51130	IN FUNZIONE DELL'AMBIENTE O DELLA ZONA DI LAVORO BASING ON THE ENVIRONMENT OR THE WORKING AREA	R11	R11
	DIN 51097	-	A+B+C	A+B+C
	ANSI A 137-1:2012 [D.C.O.F.]	> 0,42	>0,42	>0,42

Index

CONCRETE

BLEND
GHOST
LAB325
CROSSROAD CHALK
DOWNTOWN
DOCKS

SOLID COLOURS

CHROME

METAL

INTERNO 9 WIDE
INTERNO 9

STONE

ATLANTIS
NATIVE
ALPES WIDE
ALPES RAW
MONOLITH
UNIKA
RE-WORK
FOSSIL

MARBLE

SENSI SIGNORIA
SENSI GEMS
SENSI UP
SENSI
GRACE

WOOD

ECO CHIC
NEST
CROSSROAD WOOD
DOLPHIN
SOLERAS

RUSTIC

PETRAIA

OUT.20

BLEND / LAB325 / GENT
ATLANTIS / GHOST
NATIVE / UNIKA / RE-WORK
DOLPHIN / SOLERAS / ECO CHIC

OUT.30

LAB325 / TRENTO

DECOR

WIDE&STYLE MINI
PLAY
CROSSROAD BRICK

WALL

DO UP
DO UP TOUCH

SOLUTIONS

LEVEL
FACTORY

HARDKOLL

COLLANTI E SIGILLANTI

TECH

INFORMAZIONI TECNICHE

CARATTERISTICHE TECNICHE TECHNICAL CHARACTERISTICS

PASTA BIANCA DA RIVESTIMENTO WHITE BODY WALL TILES

CLASSIFICAZIONE SECONDO NORME UNI EN 14411 (ISO 13006) ALLEGATO L-Gruppo BIII
CLASSIFICATION IN ACCORDANCE WITH UNI EN 14411 (ISO 13006) ANNEX L-Group BIII

PROPRIETÀ FISICO - CHIMICHE PHYSICAL - CHEMICAL PROPERTIES	NORMA NORM	VALORE PRESCRITTO DALLE NORME VALUE PRESCRIBED FROM THE NORMS	PASTA BIANCA DA RIVESTIMENTO WHITE BODY WALL TILES
LUNGHEZZA E LARGHEZZA DIMENSIONE MEDIA DI OGNI PIASTRELLA LENGTH AND WIDTH OF THE AVERAGE-SIZES TILE	UNI EN ISO 10545/2	$l \leq 12 \text{ cm} : \pm 0,5\%$ $l > 12 \text{ cm} : \pm 0,3\%$	CONFORME ACCORDING
SPESORE THICKNESS	UNI EN ISO 10545/2	$\pm 10\%$	CONFORME ACCORDING
RETTILINEARITÀ SPIGOLI WARPAGES OF EDGES	UNI EN ISO 10545/2	$\pm 0,3\%$	CONFORME ACCORDING
ORTOGONALITÀ WEDGING	UNI EN ISO 10545/2	$\pm 0,5\%$	CONFORME ACCORDING
PLANARITÀ FLATNESS	UNI EN ISO 10545/2	$+ 0,5\%$ $- 0,3\%$	CONFORME ACCORDING
ASSORBIMENTO D'ACQUA WATER ABSORPTION	UNI EN ISO 10545/3	$> 10\%$	CONFORME ACCORDING
RESISTENZA ALLA FLESSIONE BENDING STRENGTH	UNI EN ISO 10545/4	per spessore $\geq 7,5 \text{ mm} > 15 \text{ N/mm}^2$ per spessore $< 7,5 \text{ mm} > 12 \text{ N/mm}^2$	CONFORME ACCORDING
FORZA DI ROTTURA BREAKING STRENGTH	UNI EN ISO 10545/4	-	-
RESISTENZA AGLI SBALZI TERMICI THERMAL SHOCK RESISTANCE	UNI EN ISO 10545/9	RICHIESTA REQUIRED	RESISTE RESISTS
RESISTENZA AL GELO FROST RESISTANCE	UNI EN ISO 10545/12	RICHIESTA REQUIRED	-
RESISTENZA ALLE MACCHIE RESISTANCE TO STAINING	UNI EN ISO 10545/14	CLASSE 3 MINIMO CLASS 3 MINIMUM	CLASSE 4 MIN CLASS 4 MIN
DILATAZIONE DELL'UMIDITÀ MOISTURE EXPANSION	UNI EN ISO 10545-10	-	-

ECOSOSTENIBILITÀ E CERTIFICAZIONI / ECO-SUSTAINABILITY AND CERTIFICATIONS

ECO-BODY

L'impegno concreto di Abk in termini di sostenibilità continua anche grazie agli esclusivi impasti ECO-BODY, contenenti un 40% minimo di materie prime di qualità recuperate da lavorazioni esterne ed interne, utilizzati per diverse collezioni contenute in questo catalogo. Il valore di questa percentuale è garantito da Bureau Veritas, che certifica l'impasto ECO-BODY. Tale caratteristica consente ai nostri prodotti di contribuire al calcolo dei crediti utili ai fini della certificazione LEED degli edifici. E' possibile scaricare l'elenco completo dei prodotti ECO-BODY nell'area download del sito ABK.

ABK's concrete commitment to sustainability continues thanks to the exclusive ECO-BODY mixes, containing a minimum of 40% of high quality raw materials, recovered from external and internal processing, used for several collections in this catalogue. The value of this percentage is guaranteed by Bureau Veritas, which certifies the ECO-BODY mixture. This feature allows our products to be included in the calculation of credits for the LEED building certification. You can download the complete list of ECOBODY products in the download area on the ABK website.

Programma GPP / GPP Program

ABK aderisce al programma GPP (buone prassi fitosanitarie) per la spedizione di piastrelle in ceramica verso gli USA.

ABK adheres to GPP program (Good phytosanitary practices) in the shipment of ceramic tiles to the USA.

Marcatura CE / CE Mark

Per i suoi prodotti, ABK ha provveduto ad assolvere agli obblighi derivanti dalla Marcatura CE.

For his products ABK has provided to fulfill the obligations deriving from the CE marking.

Marcatura CCC / CCC Mark


ABK ha ottenuto la certificazione CCC per l'esportazione di piastrelle verso il mercato Cinese.

ABK obtained the CCC certification for the export of tiles to Chinese market.

Marchio SQM / SQM Mark

ABK ha ottenuto la certificazione di qualità SQM. Per approfondimenti consultare il sito ABK.

ABK obtained the SQM quality certification. For further information consult the ABK website.



放射性水平A类



GUIDA ALLA CONSULTAZIONE CONSULTATION GUIDE

60x120 2
INTERNO 9 RUST

I9R34300 nat. rett. F 68,90
I9L34300 lapp rett. F 81,90

PEZZI PER SCATOLA
Pieces per box

CODICE ARTICOLO Article code
NOME ARTICOLO Article name
FORMATO Size

CATEGORIA PREZZO:
F= prezzo espresso in Euro da calcolarsi al mq
PZ= prezzo espresso in Euro da calcolarsi al pezzo

PRICING CATEGORIES:
F= price in euro per square meter
PZ= price in euro per unit

VARIAZIONE CROMATICA
Colour shade variation | Variation de nuances
Farbabweichung | Variación cromática
ИЗМЕНЕНИЕ ЦВЕТА

V1 ASPETTO UNIFORME
V1 uniform appearance | V1 aspect uniforme
V1 einheitliche Optik | V1 aspecto uniforme
V1 однородный вид

V2 LIEVE VARIAZIONE
V2 minimal variation | V2 légère variation
V2 leichte Farbabweichung | V2 variación ligera
V2 ЛЕГКОЕ ИЗМЕНЕНИЕ

V3 MODERATA VARIAZIONE
V3 moderate variation | V3 variation modérée
V3 mässige Farbabweichung | V3 variación moderada
V3 УМЕРЕННОЕ ИЗМЕНЕНИЕ

V4 FORTE VARIAZIONE
V4 substantial variation | V4 effet dénuancé très accentué
V4 starke Farbabweichung | V4 variación evidente
V4 СИЛЬНОЕ ИЗМЕНЕНИЕ

Index

CONCRETE

BLEND
GHOST
LAB325
CROSSROAD CHALK
DOWNTOWN
DOCKS

SOLID COLOURS

CHROME

METAL

INTERNO 9 WIDE
INTERNO 9

STONE

ATLANTIS
NATIVE
ALPES WIDE
ALPES RAW
MONOLITH
UNIKA
RE-WORK
FOSSIL

MARBLE

SENSI SIGNORIA
SENSI GEMS
SENSI UP
SENSI
GRACE

WOOD

ECO CHIC
NEST
CROSSROAD WOOD
DOLPHIN
SOLERAS

RUSTIC

PETRAIA

OUT.20

BLEND / LAB325 / GENT
ATLANTIS / GHOST
NATIVE / UNIKA / RE-WORK
DOLPHIN / SOLERAS / ECO CHIC

OUT.30

LAB325 / TRENTO

DECOR

WIDE&STYLE MINI
PLAY
CROSSROAD BRICK

WALL

DO UP
DO UP TOUCH

SOLUTIONS

LEVEL
FACTORY

HARDKOLL

COLLANTI E SIGILLANTI

TECH

INFORMAZIONI TECNICHE

CONDIZIONI GENERALI DI VENDITA

1) **APPROVAZIONE** Gli ordini pervenuti sono per noi impegnativi solo dopo la nostra conferma scritta.
2) **CONSEGNA** La consegna del materiale s’intende avvenuta a carico effettuato presso i nostri magazzini. Tutti i rischi di trasporto, compresi ammanchi, rotture, deterioramenti e manomissioni sono a carico del Committente anche se il prezzo pattuito è franco di porto, FOB o C&F. Gli accordi con spedizionieri s’intendono sempre conclusi in nome e per conto del Committente che fin d’ora ratifica ed accetta l’operato.
3) **TERMINI DI CONSEGNA** I termini di consegna hanno carattere indicativo, eventuali ritardi nelle consegne, interruzioni, sospensioni totali o parziali delle forniture non daranno diritto ad indennizzi o risarcimento danni.
4) **CONTESTAZIONI** La garanzia della merce è limitata al solo, ed esclusivamente, materiale di prima scelta, con una tolleranza del 5% circa. Le differenze di tonalità non potranno essere denunciate come vizio del materiale. Eventuali reclami in merito alla qualità, tipo del materiale, dovranno pervenirci entro 8 giorni dalla data di consegna. Il compratore s’impegna a tenere a disposizione le partite contestate così da consentire il controllo dei difetti denunciati, in ogni caso la posa in opera ci esonera da qualsiasi responsabilità. Eventuali vizi o difetti di qualità della merce, ove siano denunciati nei termini di legge ed accertati o riconosciuti, danno diritto solamente alla sostituzione dei materiali difettosi, a condizione della preventiva restituzione delle merci contestate, e, su autorizzazione scritta dell’operazione di resa, restando tassativamente esclusi la risoluzione del contratto e qualsiasi risarcimento danni.
5) **DIMENSIONI E TONALITA'** I nostri materiali sono da classificarsi fra i prodotti cotti ad alta temperatura e come tali possono presentare differenze tra le dimensioni dichiarate e quelle effettivamente consegnate. Così si dica per le differenze di tono all’interno della medesima partita. Quanto sopra perciò non potrà essere oggetto di reclamo da parte del committente.
6) **IMBALLO E QUANTITA'** Il buono stato degli imballi e della loro confezione nonché della quantità consegnata resta accertato con l’accettazione della merce da parte del vettore. Questi, firmando la Bolla di Accompagnamento, si rende responsabile del buono stato del materiale e del quantitativo. Il compratore nel caso si verifichino rotture ed ammanchi dovrà chiedere eventuali danni o risarcimenti al vettore.
7) **RESI** Per nessuna ragione l’acquirente potrà restituire il materiale senza nostra espressa preventiva autorizzazione scritta e tutte le spese sono a carico del Committente.
8) **ANNULLI** Non verranno accettati annullamenti di ordini se il materiale è già stato prodotto o se è già stata avviata la lavorazione e molto più se è già stata effettuata la spedizione. L’annullamento dell’ordine comporterà in ogni caso l’obbligo da parte del Committente di pagare l’intera fornitura. Nel caso che sia fattibile l’accettazione dell’annullamento il Cliente sarà tassativamente tenuto a rifondere tutte le spese sostenute dal produttore fino a quel momento.
9) **PREZZI** I prezzi riportati sui nostri listini non sono per noi impegnativi. Ci riserviamo il diritto di modificarli prima dell’accettazione dell’ordine.
10) **PAGAMENTI** I pagamenti devono essere effettuati solo presso la nostra sede. Il ritardo di 10 giorni di ogni pagamento dovuto, o la mancata copertura nel termine stesso di un titolo di credito, girato o ceduto o emesso dal committente, costituisce grado di insolvenza. In tal caso sarà nostra facoltà sospendere le forniture ed annullare ogni rapporto in corso; immediatamente esigere l’integrale pagamento di ogni rapporto in corso; esigere l’integrale pagamento di ogni nostro credito ed agire giudizialmente al riguardo, in via esecutiva o cautelare nonché per il risarcimento danni; in ogni caso, trascorsi 10 giorni da ogni pagamento dovuto, siamo autorizzati a emettere tratta a vista con spese senza preavviso. Inoltre decorreranno sul debito scaduto gli interessi moratori annui calcolati nella misura del tasso “prime rate” corrente maggiorato di 5 punti percentuali.
11) **UNITÀ MINIMA DI VENDITA** Non si effettuano vendite inferiori alla scatola.
12) **RISERVATO DOMINIO** Il materiale anche se spedito e regolarmente fatturato resta di nostra proprietà fino al pagamento totale della fornitura medesima anche in caso di passaggio o vendita terzi.
13) **FORO COMPETENTE** Per qualsiasi controversia sarà esclusivamente competente il foro di Modena.

GENERAL SALES TERMS AND CONDITIONS

1) **APPROVAL** All orders that we receive are considered to be binding only after our written confirmation has been issued.
2) **DELIVERY** The materials are intended as delivered upon loading at our warehouses. All transport risks, including missing pieces, breakage, deterioration and tampering are the sole responsibility of the Client, even if the price agreed upon is carriage free, FOB, or C&F. Agreements with forwarding agents are intended as concluded in the name of and on behalf of the Client, who hereby confirms and accepts their terms and conditions.
3) **TERMS OF DELIVERY** The terms of delivery are indicative, eventual delays in the delivery, interruptions, or total or partial suspensions of the supply do not allow any right to indemnification or compensation for damages.
4) **DISPUTES** The guarantee of the goods is limited only and exclusively to first rate materials, with a tolerance of approximately 5%. The difference in shades of colour cannot be declared as a material defect. Eventual complaints regarding the quality or the type of material must be submitted within 8 days from the date of delivery. The purchaser agrees to make available the disputed lots in order that the declared defects may be controlled. In any case, the installation exonerates the manufacturer from any liability. Eventual manufacturing defects or quality defects in the goods, where declared according to law and ascertained or recognized, give right only to the replacement of the defective materials, provided that the goods have been returned previously and the written authorization of the return operation has been issued, the resolution of the contract as well as any compensation for damages is peremptorily waived and excluded.
5) **DIMENSIONS AND TONALITY** Our materials are classified as products fired at high temperatures and as such may present discrepancies between the dimensions declared and those actually delivered. The same applies for differences in colours within the same production lot. Therefore, the client may not present a dispute regarding abovementioned product characteristic.
6) **PACKAGING AND QUANTITY** The good condition of the packaging and cartons as well as the quantity delivered are verified upon acceptance of the goods by the forwarding agent. The forwarding agent declares himself responsible for the condition and quality of the goods upon signing the packing list. In case of missing pieces of breakage, the purchaser must ask for eventual damages or compensation from the forwarding agent.
7) **RETURNS** For no reason will purchaser be able to return the material without our express prior written authorization and all the costs of the return will be assumed by the Client.
8) **CANCELLATIONS** Order cancellations will not accepted if the material has already been produced or if the production has already begun, and more so if the materials have already been shipped. In any case, the Client is obliged to pay the entire sum of the supply if the order is cancelled. If the acceptance of the cancellation is feasible, the Client will be peremptorily obliged to reimburse all the expenses sustained by the producer up to that moment.
9) **PRICES** The prices on our price list are not binding. We reserve the right to modify prices before accepting an order.
10) **PAYMENT** Payments must be made only in our main office. Delays of more than 10 days for each payment due or insufficient funds during the same term of a check, whether endorsed or transferred, or issued by the customer, constitutes bad debt. In this case, we reserve the right to suspend supply and annual all ongoing relations, immediately require total payment of all ongoing relations; require total payment of each credit and to make legal recourse, whether executive or precautionary, as well as request compensation for damages. In any case, after 10 days any payment due,we are authorized to issue an on-sight draft with expenses without notice. Furthermore, annual penalty interest will accumulate on the expired debt to be calculated according to the current “Prime rate” plus five (%) percentage points.
11) **MINIMUM PACKAGING REQUIREMENTS** Sales of less than one box will not be allowed.
12) **SELLER’S LIEN** The material, even is shipped and regularly invoiced, remains our property until payment in full of the invoice itself, even in case of passage or sale to third parties.
13) **PLACE OF JURISDICTION** For any eventual dispute, the only place of jurisdiction will be the Modena Tribunal.

SERVIZI DI LOGISTICA

ANNULLAMENTO ORDINI per l’annullamento autorizzato di ordini di materiali già consegnati al nostro deposito e per resi autorizzati, verrà addebitato il 15% del valore imponibile, con fisso minimo di 20 €, per contributo spese di trasporto e risSelectedione.

ORDINI MINIMI per ordinativi limitati che sono a “completamento” od “evasioni singole” il cui valore imponibile è inferiore a 100 €, verrà applicata una maggiorazione di 20 € netta fissa.

SPALLETIZZATO per ordini di metratura inferiore al pallet completo, verrà applicata una maggiorazione.

CONSEGNE URGENTI per preparazione di ordini entro le 24 ore, con un limite massimo di 2 articoli totali, verrà addebitata una maggiorazione di 30 € netta fissa.

CONSEGNE URGENTI per preparazione di ordini entro le 24 ore, con un limite massimo di 2 articoli totali, verrà addebitata una maggiorazione di 30 € netta fissa.

IMBALLAGGI

ADDEBITO Gli imballaggi speciali delle collezioni Wide saranno addebitati al costo visibile nella tabella riepilogativa.

RESO gli stessi potranno essere resi e riaccreditati a condizione che vengano restituiti in buono stato.

CONDITIONS GÉNÉRALES DE VENTE

1) **ACCEPTATION** Les commandes parvenues ne seront valables de manière définitive qu’après confirmation écrite de notre part.
2) **LIVRAISON** La livraison du matériel est à considérer effectuée au moment du chargement dans nos entrepôts. Tous les risques de transport, tels que les manques, les casses ,détériorations ou endommagements sont à la charge de l’Acheteur, même lorsque le prix convenu est franco , FOB ou C&F. Les accords conclus avec les transporteurs sont à considérer toujours au nom et pour compte de l’Acheteur, qui confirme et accepte le conditions au préalable.
3) **DÉLAIS DE LIVRAISON** Les délais de livraison ont un caractère indicatif; les éventuels retards de livraisons, interruptions, suspensions totales ou partielles des fournitures ne donneront droit à aucun dédommagement ou remboursement et intérêts.
4) **RECLAMATIONS** La garantie de la marchandise se limite seulement et exclusivement au matériel de premier choix, avec une marge de tolérance de 5% environ. Les différences de nuances ne pourront être dénoncées comme vice du matériel. Les éventuelles réclamations relatives à la qualité, au type de matériel, devront nous parvenir dans les 8 jours à partir du jour de livraison. L’Acheteur s’engage à mettre à disposition les parties contestées de manière à permettre le contrôle des défauts déclarés, sachant que la pose nous libère quoiqu’il en soit de toute responsabilité. Les éventuels vices ou défauts de qualité de la marchandise, si déclarés en vertu des termes de loi et confirmés ou reconnus, ne donnent droit qu’a la substitution des matériaux défectueux, à condition que les marchandises contestées ne soient rendues préalablement et, sur autorisation écrite de l’opération de restitution, en renonçant et en excluant ainsi de manière formelle la résolution du contrat tout comme les éventuels dommages et intérêts.
5) **DIMENSIONS ET NUANCES** Nos matériels se classent parmi les produits cuits à haute températures et peuvent présenter en tant que tels des différences entre les dimensions déclarées et celles effectivement livrées. C’est ainsi que sont considérées les différences de nuances à l’intérieur d’un même lot. C’est pourquoi, en vertu des conditions présentées précédemment, ceci ne pourra faire l’objet d’aucune réclamation de la part de l’Acheteur.
6) **EMBALLAGE ET QUANTITES** Le bon état des emballages, ainsi que de la quantité livrée est confirmé après acceptation de la marchandise de la part du transporteur. Ce dernier, en signant le Bon de Livraison, se tient responsable du bon état du matériel et de la quantité. En cas de casses ou manques, l’acheteur devra demander des éventuels dommages et intérêts ou dédommagements au transporteur.
7) **RESTITUTIONS** En aucun cas l’Acheteur ne pourra rendre le matériel sans préalablement recevoir une autorisation écrite de notre part et tous les frais sont à la charge de l’Acheteur.
8) **ANNULATIONS** Aucune annulation de commandes ne sera acceptée si le matériel a déjà été produit ou si la phase de production a déjà été commencé, ni même si la livraison a déjà été effectuée. L’annulation de la commande comportera dans tous les cas l’obligation de la part de l’Acheteur de payer la totalité de la marchandise. Au cas ou l’acceptation de l’annulation est faisable, le Client sera formellement tenu à recouvrir tous les frais engendrés par le producteur jusqu’alors.
9) **PRIX** Les prix reportés sur nos catalogues ne sont pas définitifs. Nous nous réservons le droit de les modifier avant l’acceptation de la commande.
10) **PAIEMENTS** Les paiements ne doivent être effectués qu’après de notre siège. Le retard de plus de 10 jours de tout paiement dû ou la non couverture dans le même délai d’un litre de crédit, transféré ou cédé,ou bien émis par l’Acheteur, consitue un niveau d’insolvabilité. Dans ce cas, il est en notre pouvoir de suspendre les livraisons et annuler tout rapport en cours; d’exiger le paiement intégral et immédiat de nos crédits; d’exiger le paiement intégral de tout en notre faveur et d’agir judiciairement à cet égard, de manière exécutive ou préventive ainsi que pour les dommages et intérêts. Dans tous les cas, aussitôt qu’un paiement du dépasse le délai des 10 jours, nous sommes autorisés à émettre une traite à vue avec frais sans préavis. En outre, les intérêts moratoires annuels calculés en fonction du taux “premiers versements” courant majoré à 5 points pourcents, prendrant effet sur le débit dépassé.
11) **MINIMUM UNITE DE VENTE** Aucune vente inférieure à la boite ne peut être effectuée.
12) **DOMAINE RÉSERVÉ** Le matériel, même si livré et régulièrement facturé reste notre propriété jusqu’au paiement total de ladite marchandise, même en cas de passage ou vente à un tiers.
13) **TRIBUNAL COMPETENT** Le Tribunal de Modena sera compétent de manière exclusive en cas de litige.

ALLGEMEINE VERKAUFSBEDINGUNGEN

1) **BESTÄTIGUNG** Eingegangene Bestellungen sind für uns nur verbindlich, wenn sie schriftlich durch uns bestätigt wurden.
2) **LIEFERUNG** Die Lieferung des Materials ist für uns mit dessen Beladung bei unserem Lager abgeschlossen. Alle durch den Transport bedingten Risiken, einschließlich Fehlmengen, Bruch, Beschädigung und sonstige Beeinträchtigungen gehen zu Lasten des Auftraggebers, auch wenn der vereinbarte Preis frachtfrei. FOB oder C&F ist. Die Vereinbarungen mit den Speditiionsunternehmen werden im Namen und auf Rechnung des Auftraggebers getroffen, der die Entlastung bestätigt und erteilt.
3) **LIEFERFRISTEN** Die Lieferfristen sind ungefähre Angaben; im Falle einer Verzögerung, Unterbrechung bzw. teilweiser oder kompletter Aussetzung der Lieferungen besteht kein Recht auf Entschädigung oder Schadenersatz.
4) **BEANSTANDUNGEN** Die Garantie auf die Ware bezieht sich ausschließlich auf Material erster Wahl, bei einer Toleranz von ca. 5%. Unterschiede bei Farbtönen können nicht als Materialfehler geltend gemacht werden. Eventuelle Beanstandungen in Bezug auf die Qualität und Materialart müssen innerhalb von 8 Tagen ab dem Lieferdatum bei uns eingehen. Der Käufer verpflichtet sich, die beanstandeten Warenpartien für die Überprüfung der angezeigten Mängel zur Verfügung zu halten. Die Verlegung des Materials befreit uns in jedem Fall von jeglicher Haftung. Eventuelle Fehler oder Qualitätsmängel der Ware, sofern diese innerhalb der gesetzlich vorgeschriebenen Fristen gemeldet, überprüft und anerkannt wurden, beinhalten lediglich das Recht auf einen Umtausch der fehlerhaften Materialien, unter der Bedingung, dass die beanstandete Ware vorher, nach schriftlicher Genehmigung der Warenrückgabe, zurückgeschickt wurde und unter Verzicht und Ausschluss des Anspruchs auf eine Vertragsauflösung oder jegliche Art von Schadenersatz.
5) **ABMESSUNGEN UND FARBTÖNE** Unsere Materialien sind als Produkte klassifiziert, die bei hohen Temperaturen gebrant werden, weshalb es sein kann, dass die tatsächlichen Abmessungen von den genannten Abmessungen abweichen. Das gleiche gilt für Farbtuntenschiede innerhalb desselben Warenpostens. Diese Umstände geben dem Auftraggeber kein Recht zu Beanstandungen.
6) **VERPACKUNG UND MENGE** Mit Annahme der Ware durch das Beförderungsunternehmen gelten der gute Zustand der Verpackungen sowie die übergebene Warenmenge als bestätigt. Das Transportunternehmen übernimmt mit Unterzeichnung des Versandscheins die Verantwortung für den guten Zustand und die Menge des Materials. Der Käufer muss sich im Fall von Brüchen oder Fehlware für eventuelle Schäden oder Entschädigungen as das Beförderungsunternehmen wenden.
7) **WARENRÜCKGABE** Der Käufer kann die Ware in keinem Fall ohne unsere ausdrückliche schriftliche Genehmigung zurückgeben; alle entstehenden Kosten werden vom Auftraggeber übernommen.
8) **STORNIERUNGEN** Auftragstornierungen werden nicht akzeptiert, wenn das Material bereits hergestellt wurde, die Produktion angelaufen ist oder die Ware gar bereits verschickt wurde. Bei der Stornierung einer Bestellung ist der Auftraggeber in jedem Fall verpflichtet, die gesamte Lieferung zu bezahlen. Falls die Stornierung akzeptiert wird, ist der Kunde verpflichtet, alle Kosten zu übernehmen, die dem Hersteller bis zu diesem Zeitpunkt entstanden sind.
9) **PREISE** - Die in unserer Preisliste angegebenen Preise sind für uns nicht verbindlich. Wir behalten uns das Recht vor, diese vor de Bestellsungsannahme zu ändern.
10) **ZÄHLUNG** - Die Zahlungen können nur direkt an uns erfolgen. Eine Verspätung von mehr als 10 tagen jeder geschuldeten Zahlung bzw. die fehlende Deckung eines girierten, abgetretenen oder vom Auftraggeber ausgestellten Kreditpapiers innerhalb desselben Zeitraums wird als Zahlungsunfähigkeit gewertet. In diesem Fall haben wir das Recht, die Lieferungen auszusetzen und jedes bestehende Geschäftsverhältnis abzubrechen; unverzüglich die vollständige Zahlung aller unserer Forderungen im Rahmen eines Vollstreckungs- oder Sicherstellungsverfahrens rechtlich zu beanspruchen, ebenso wie eine Entschädigung; in jedem fall sind wir 10 Tage nach Ablauf der Zahlungsfrist berechtigt, ohne Vorankündigung eine Sichttratte zuzüglich der entsprechenden Kosten auszustellen. Außerdem werden auf den geschuldeten Betrag die jährlichen Verzugszinsen in Höhe des laufenden, um fünf Prozentpunkte erhöhten Privatsdiktonsatzes berechnet.
11) **VERPACKUNGSGRÖSSE** Es werden keine Mengen unterhalb der Größe eines Kartons verkauft.
12) **EIGENTUMSVORBEHALT** Das Material bleibt auch bei regulärem Transport und normaler Rechnungsstellung bis zur vollständigen Bezahlung der Lieferung in unserem Eigentum, auch im Falle der Weitergabe oder des Verkaufs an Dritte.
13) **GERICHTSSTAND** Gerichtsstand in Streitfällen ist ausschließlich das Gericht Modena.

SERVICES LOGISTIQUES

ANNULATION D’UNE COMMANDE pour annuler une commande de matériaux déjà livrés à notre dépôt, et pour une réstitution autorisée, une somme équivalente à 15 % de la valeur imposable vous sera débitée, avec un montant fixe minimum de 20 €, en tant que participation aux frais de transport et de resélection.

COMMANDES MINIMUM pour les commandes visant à “compléter” ou constituant des “expéditions individuelles” dont la valeur imposable est inférieure à 100 €,, un supplément de 20 € net et fixe sera appliqué.

CONTREMARQUE pour toute commande inférieure à la palette, un montant fixe sera ajouté au prix d’achat.

LIVRAISONS URGENTES pour la préparation de commandes à livrer dans les 24 heures, avec une limite maximum de 2 articles en tout, un supplément de 30 € net et fixe sera appliqué.

EMBALLAGES

COÛT Les emballages spéciaux des collections Wide seront facturés au coût indiqué dans le tableau resumé.

RETOUR Ils pourront être retournés et faire l’objet d’un remboursement à condition qu’ils soient en bon état.

MARBLE

WOOD

CONCRETE

METAL

STONE

SOLID COLOURS

DOWNTOWN

CROSSROAD CHALK

DOCKS

CHROME

INTERNO 9 WIDE

INTERNO 9

ATLANTIS

NATIVE

ALPES WIDE

ALPES RAW

MONOLITH

UNIKA

RE-WORK

FOSSIL

SENSI SIGNORIA

SENSI GEMS

SENSI UP

SENSI

GRACE

ECO CHIC

NEST

CROSSROAD WOOD

DOLPHIN

SOLERAS

PETRAIA

BLEND / LAB325 / GENT

ATLANTIS / GHOST

NATIVE / UNIKA / RE-WORK

DOLPHIN / SOLERAS / ECO CHIC

LAB325 / TRENTO

WIDE&STYLE MINI

PLAY

CROSSROAD BRICK

DO UP

DO UP TOUCH

LEVEL

FACTORY

ZURÜCKERSTATTUNG

Unter der Voraussetzung, dass sie in gutem Zustand zurückerstattet werden, können sie zurückgesandt und wieder gutgeschrieben werden.

Index

CONCRETE	BLEND
	GHOST
	LAB325
	CROSSROAD CHALK
	DOWNTOWN
	DOCKS
	CHROME
	INTERNO 9 WIDE
	INTERNO 9
	ATLANTIS
	NATIVE
	ALPES WIDE
	ALPES RAW
	MONOLITH
	UNIKA
	RE-WORK
	FOSSIL
	SENSI SIGNORIA
	SENSI GEMS
	SENSI UP
	SENSI
	GRACE
	ECO CHIC
	NEST
	CROSSROAD WOOD
	DOLPHIN
	SOLERAS
	PETRAIA
	BLEND / LAB325 / GENT
	ATLANTIS / GHOST
	NATIVE / UNIKA / RE-WORK
	DOLPHIN / SOLERAS / ECO CHIC
	LAB325 / TRENTO
	WIDE&STYLE MINI
	PLAY
	CROSSROAD BRICK
	DO UP
	DO UP TOUCH
	LEVEL
	FACTORY
	COLLANTI E SIGILLANTI
	INFORMAZIONI TECNICHE

ОБЩИЕ УСЛОВИЯ ПРОДАЖИ

- ПОДТВЕРЖДЕНИЕ** - Поступившие к нам заказы действительны только после нашего письменного подтверждения.
- ПОСТАВКА** - Поставка материала считается выполненной в момент окончания погрузки на наших складах. Заказчик несет все риски, связанные с транспортировкой, включая недостачу, поломку, порчу и нарушение целостности упаковки, также если на продукцию установленна цена франко-порт, FOB или C&F. Соглашения с экспедиторами всегда заключаются от имени и за счет Заказчика, который с момента заключения соглашения утверждает и принимает проделанную работу.
- СРОКИ ПОСТАВКИ** - Сроки поставки имеют ориентировочный характер, возможная задержка поставки, ее приостановка, частичное или полное прекращение не дают права на возмещение убытков или компенсацию за ущерб.
- ПРЕДЪЯВЛЕНИЕ ПРЕТЕНЗИЙ** - Гарантия на товар распространяется только и исключительно на первосортный материал с допусаемым отклонением приблизительно на 5%. Различия в оттенках не будут считаться дефектом материала. Возможные претензии в отношении качества, типа материала должны быть предъявлены в течение 8 дней с даты поставки. Покупатель обязуется предоставить признанные им дефектными партии товара для проверки обоснованности претензии; в любом случае, после укладки материала мы не несем никакой ответственности. Возможные выявленные или подтвержденные недостатки или дефекты качества товара, при условии, что покупатель заявил о них в течение установленных законом сроков, дают покупателю право только на замену дефектного материала, которая осуществляется после возврата дефектного товара и на основании акта о возврате товара, составленного в письменной форме, при этом категорически исключается отказ от договора или его расторжение, а также какое-либо возмещение убытков.
- РАЗМЕРЫ И ОТТЕНКИ** - Наши материалы относятся к продуктам, которые подвергаются обжигу при высокой температуре, поэтому заявленные и реальные размеры поставленных изделий могут отличаться. Это касается и различий в оттенках изделия из одной и той же партии. В связи с этим размеры и оттенки не могут быть предметом рекламации со стороны заказчика.
- УПАКОВКА И КОЛИЧЕСТВО** - Перевозчик должен проконтролировать груз по количеству и целостности упаковки при приемке товара. Перевозчик, подписывая Сопроводительную Накладную, несет ответственность за сохранность материала и за его количество. В случае обнаружения повреждений и недостачи возможные претензии о возмещении ущерба за понесенные убытки покупатель должен предъявлять перевозчику.
- ВОЗВРАТ ТОВАРА** - Покупатель не может ни на каком основании осуществлять возврат товара без нашего предварительного письменного согласия. Все расходы будут отнесены на счет Заказчика.
- АННУЛИРОВАНИЕ ЗАКАЗА** - Отмена заказа не будет приниматься, если материал был уже изготовлен, или если уже было начато его производство, а тем более, если уже была произведена отправка. В любом случае, при отмене заказа Заказчик будет обязан произвести оплату всей поставки. Если отмена заказа будет возможна, Клиент должен будет возместить все расходы, понесенные производителем до момента отмены.
- ЦЕНЫ** - Цены, указанные в наших прайс-листах, имеют ориентировочный характер. Мы оставляем за собой право изменить цены перед принятием заказа
- ПЛАТЕЖИ** - Оплата товара должна производиться только прямым платежом. Задержка более чем на 10 дней каждого причитающегося платежа или отсутствие покрытия в срок векселя, который был передан, уступлен или выставлен заказчиком, является состоянием неплатежеспособности. В таком случае мы оставляем за собой право приостановить поставку, отменить все текущие отношения, а также немедленно потребовать полной выплаты каждой задолженности и обращаться по этому поводу в суд, в исполнительном или предупредительном порядке, а также с требованием возмещения ущерба; в любом случае, по истечении 10 дней с даты причитающегося платежа, мы имеем право без предупреждения выписать переводный вексель на предъявителя с оплатой издержек. Кроме того, на просроченную задолженность начисляются проценты по неустойке по текущей процентной ставке 5 % годовых.
- РАСПАКОВКА КОРОБОК** - Продажа товара осуществляется только целыми заводскими коробками.
- ПРАВО УДЕРЖАНИЯ ТОВАРА** - товар остается нашей собственностью до момента полной оплаты поставки даже в случае, если была произведена отправка, и был выставлен счет-фактура также в случае передачи или продажи товара третьим лицам.
- КОМПЕТЕНТНЫЙ СУД** - Рассмотрение любых споров будет находиться в исключительной компетенции Суда г. Модены.

ЛОГИСТИЧЕСКИЕ УСЛУГИ

ОТМЕНА ЗАКАЗОВ – в случае отмены заказов на поставку материалов, уже поставленных на наш склад, покупатель обязан оплатить 15% облагаемой налогом их стоимости, а также минимальную фиксированную сумму в размере 20, взимаемую в качестве оплаты транспортных расходов и пересортировки.

МИНИМАЛЬНЫЙ ЗАКАЗ – в случае ограниченных заказов, представляющих собой как «отдельные заказы», так и «дополнения» к другим заказам, облагаемая налогом стоимость которых составляет менее 100, применяется чистая фиксированная надбавка в размере 20.

НЕ ПОЛНЫЙ ПОДДОН – для заказов менее чем полный поддон, стоимость каждого квадратного метра плитки будет увеличена .

СРОЧНЫЕ ПОСТАВКИ – при подготовке заказов в течение 24 часов, содержащих максимум 2 артикула, применяется чистая фиксированная надбавка в размере 30.

УПАКОВКА

ЗАНЕСЕНИЕ В ДЕБЕТ СЧЕТА










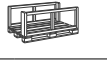


Специальные упаковки коллекций WIDE будут взиматься по стоимости, доступной для ознакомления в сводной таблице.

ВОЗВРАТ

Упаковка может быть возвращена, а ее стоимость зачтена, при условии ее возврата в хорошем состоянии.

IMBALLI PACKAGING

GRES PORCELLANATO PORCELAIN TILES

F.to nominale Nominal size	Finitura Finish	▼	F.to reale (mm) Work size (mm)	Imballo Packing	Pz/Scat. Pcs/Box	Mq/Scat. Sqm/Box	Kg/Scat. Kg/Box	Scat./Imb. Box/Pack.	Pz Totali Pcs Total	Mq totali Sqm total	Kg Imb. Kg Packing	Kg Totali Kg Total	Prezzo Imb. Packing price	Dimens. Imballo Packing sizes
160x320 64"x128"	rett	6	1596,5x3195	Cassa Crate	-	-	-	-	15	76,80	139	1.279	€ 130,00	 P. 174 L. 345 H. 27,5
				Cavalletto container Container Rack pallet	-	-	-	-	36	184,32	180	2.916	€ 235,00	 P. 75 L. 330 H. 201
120x280 48"x112"	rett	6	1194x2800	Cassa Crate	-	-	-	-	20	67,20	95	1.103	€ 115,00	 P. 144 L. 291 H. 34
				Cavalletto Rack pallet	-	-	-	-	36	121,00	120	1.935	€ 135,00	 P. 75 L. 284 H. 147,5
				Cavalletto container Container Rack pallet	-	-	-	-	36	121,00	140	1.955	€ 210,00	 P. 75 L. 288 H. 161
120x240 48"x96"	rett	6	1194x2390	Cavalletto Rack pallet	-	-	-	-	40	115,20	100	1.828	€ 120,00	 P. 75 L. 246 H. 149
				Cassa Crate	-	-	-	-	20	57,60	100	964	€ 100,00	 P. 134 L. 265 H. 32
				Cavalletto container Container Rack pallet	-	-	-	-	40	115,20	115	1.843	€ 190,00	 P. 75 L. 250 H. 161
80x160 32"x64"	rett.	9	797,25x1596,5	Cavalletto Rack pallet	2	2,56	51,20	22	44	56,32	70	1.196	€ 50,00	 P. 75 L. 168 H. 109
				Pallet con sponde Pallet with sides	2	2,56	51,20	22	44	56,32	40	1.166	-	 P. 99 L. 162 H. 70
26x200 10"x80"	rett	7	264,4x2000	Cavalletto Rack pallet	5	2,60	45,50	16	80	41,60	50	778	-	 P. 75 L. 50 H. 207
30x180 12"x72"	rett	20	300x1800	pallet	2	1,08	52,00	24	48	25,92	20	1.268	-	
40x170 16"x68"	rett.	9	400x1700	pallet	2	1,36	27,00	32	64	43,52	20	884	-	
20x170 8"x68"	rett.	9	199x1700	pallet	4	1,36	27,00	36	144	48,96	20	992	-	
120x120 48"x48"	rett.	9	1194x1194	Pallet con sponde Pallet with sides	2	2,88	57,60	18	36	51,84	40	1.077	-	 P. 122 L. 143 H. 70
60x120 24"x48"	rett.	9	596x1194	pallet	2	1,44	28,80	30	60	43,20	20	884	-	
60x120 mix sizes (interno 9)	rett.	9	596x1194	pallet	2	1,44	28,80	26	52	37,44	20	769	-	
60x120 mix floor 24"x48" (unika)	rett.	9	-	pallet	2	1,44	28,80	24	48	34,56	20	711	-	
60x120 24"x48"	rett.	20	596x1197	pallet	1	0,72	32,65	30	30	21,60	20	1.000	-	
40x120 16"x48"	rett.	6	397,62x1194	pallet	4	1,92	28,80	24	96	46,08	20	712	-	
30x120 12"x48"	rett.	9	297x1194	pallet	4	1,44	28,80	36	144	51,84	20	1.028	-	
30x120 12"x48"	rett.	20	295x1200	pallet	2	0,72	33,62	32	64	23,04	20	1.096	-	
30x120 12"x48"	rett.	30	300x1200	pallet	1	0,36	25,02	44	44	15,84	20	1.120	-	
20x120 8"x48"	rett.	9	199x1194	pallet	6	1,44	28,80	36	216	51,84	20	1.057	-	
90x90 36"x36"	rett.	9	895x895	pallet	2	1,62	34,00	22	44	35,64	20	768	-	
90x90 36"x36"	rett.	20	896x896	pallet	1	0,81	36,60	30	30	24,30	20	1.118	-	
90x90 36"x36"	rett.	30	900x900	pallet	1	0,81	56,30	20	20	16,20	20	1.146	-	
80x80 32"x32"	rett.	9	797,25x797,25	pallet	2	1,28	25,60	44	88	56,32	20	1.146	-	
80x80 (interno9,alpes) 32"x32"	rett.	9	797,25x797,25	pallet	2	1,28	27,50	44	88	56,32	20	1.230	-	

Index

CONCRETE

BLEND
GHOST
LAB325
CROSSROAD CHALK
DOWNTOWN
DOCKS

SOLID COLOURS

METAL

CHROME

INTERNO 9 WIDE
INTERNO 9

STONE

ATLANTIS
NATIVE
ALPES WIDE
ALPES RAW
MONOLITH
UNIKA
RE-WORK
FOSSIL

MARBLE

SENSI SIGNORIA
SENSI GEMS
SENSI UP
SENSI
GRACE

WOOD

ECO CHIC
NEST
CROSSROAD WOOD
DOLPHIN
SOLERAS

RUSTIC

PETRAIA

OUT.20

BLEND / LAB325 / GENT
ATLANTIS / GHOST
NATIVE / UNIKA / RE-WORK
DOLPHIN / SOLERAS / ECO CHIC

OUT.30

LAB325 / TRENTO

DECOR

WIDE&STYLE MINI
PLAY
CROSSROAD BRICK

WALL

DO UP
DO UP TOUCH

SOLUTIONS

LEVEL
FACTORY

HARDKOLL

COLLANTI E SIGILLANTI

TECH

INFORMAZIONI TECNICHE

IMBALLI PACKAGING

GRES PORCELLANATO PORCELAIN TILES

F.to nominale Nominal size	Finitura Finish	F.to reale (mm) Work size (mm)	Imballo Packing	Pz/Scat. Pcs/Box	Mq/Scat. Sqm/Box	Kg/Scat. Kg/Box	Scat./Imb. Box/Pack.	Pz Totali Pcs Total	Mq totali Sqm total	Kg Imb. Kg Packing	Kg Totali Kg Total	Prezzo Imb. Packing price	Dimens. Imballo Packing sizes
80x80 32"x32"	rett.	9,5	800x800	pallet	2	1,28	27,50	50	100	64,00	20	1.395	-
60x90 24"x36"	rett.	20	600x900	pallet	1	0,54	26,00	48	48	25,92	20	1.268	-
60x80 mix wall (unika)	rett.	9	-	pallet	2	0,96	19,00	54	108	51,84	20	1.046	-
40x80 16"x32"	rett.	9	400x800	pallet	3	0,96	19,00	30	90	28,80	20	590	-
40x80 16"x32"	nat.	20	-	pallet	2	0,64	28,26	24	48	15,36	20	698	-
20x80 8"x32"	rett.	9	199x800	pallet	8	1,28	25,60	42	336	53,76	20	1.095	-
20x80 french 8"x32" pattern	rett.	9	199x800	pallet	6	0,82	16,40	36	216	29,52	20	610	-
13,5x80 5,3"x32"	rett.	9	132x800	pallet	10	1,08	21,60	40	400	43,20	20	884	-
60x60 24"x24"	nat.	9	-	pallet	3	1,08	21,20	40	120	43,20	20	868	-
60x60 24"x24"	rett.	9	596x596	pallet	3	1,08	21,60	40	120	43,20	20	884	-
60,4x60,4 (level) 24"x24"	nat.	9	-	pallet	4	1,46	28,50	30	128	43,80	20	875	-
60x60 (level) 24"x24"	rett.	9	595x595	pallet	4	1,44	27,50	30	128	43,20	20	845	-
60x60 (grace) 24"x24"	rett.	10	596x596	pallet	3	1,08	23,00	40	120	43,20	20	940	-
30x60,4 (level) 12"x24"	nat.	9	-	pallet	7	1,27	22,80	40	280	50,80	20	932	-
30x60 12"x24"	nat.	9	-	pallet	6	1,08	21,20	40	240	43,20	20	868	-
30x60 12"x24"	rett.	9	297x596	pallet	6	1,08	21,60	40	240	43,20	20	884	-
30x60 (level) 12"x24"	rett.	9	296x595	pallet	7	1,26	22,50	40	280	50,40	20	920	-
30x60 mix sizes 12"x24"	rett.	9	297x596	pallet	6	1,08	21,60	40	240	43,20	20	884	-
50x50 20"x20"	nat.	9	-	pallet	6	1,50	31,00	24	144	36,00	20	764	-
33,3x33,3 (petraia) 13"x13"	nat.	9	-	pallet	11	1,22	25,00	48	528	58,56	20	1.220	-
16,65x33,3 6,5"x13"	nat.	9	-	pallet	11	0,61	13,00	88	968	53,68	20	1.164	-
20x40 8"x16"	nat.	9	-	pallet	15	1,20	21,00	64	960	76,80	20	1.364	-
20x20 8"x8"	nat.	9	-	pallet	30	1,20	21,00	64	1920	76,80	20	1.364	-
11,5x23 4,6"x9,2"	nat.	8,5	-	pallet	16	0,43	8,60	76	1216	32,68	20	674	-

ABKSTONE

F.to nominale Nominal size	F.to reale (mm) Work size (mm)	Imballo Packing	Lastre/Imballo	Mq totali Sqm total	Kg/lastra Kg/slab	Kg Imb. Kg Packing	Kg Totali Kg Total	Prezzo Imb. Packing price
163.5x323 nat. / lux	20	1635x3230	Cassa Crate	5	25,60	246	139	€ 130,00
163.5x323 nat. / lux	20	1635x3230	Cavalletto container legno A - frame Container Rack pallet wood A - frame	12 *10	61,44 51,20	246	180	€ 235,00
163.5x323 nat. / lux	20	1635x3230	Cavalletto container metallo A - frame Container Rack pallet metal A - frame	12 *10	61,44 51,20	246	180	€ 400,00
163.5x323 nat. / lux	20	1635x3230	Legaccio Bundle	12	61,44	246	60	€ 180,00
163.5x323 nat.	12	1635x3230	Cassa Crate	10	51,20	152	139	€ 130,00
163.5x323 lux	12	1635x3230	Cassa Crate	9	46,08	152	139	€ 130,00
163.5x323 nat. / lux	12	1635x3230	Cavalletto container legno A - frame Container Rack pallet wood A - frame	22 *18	112,64 92,16	152	180	€ 235,00
163.5x323 nat. / lux	12	1635x3230	Cavalletto container metallo A - frame Container Rack pallet metal A - frame	22 *18	112,64 92,16	152	180	€ 400,00
163.5x323 nat. / lux	12	1635x3230	Legaccio Bundle	18	92,16	152	60	€ 150,00
163.5x323 nat. / lux	6	1635x3230	Cassa Crate	15	76,80	76	139	€ 130,00
163.5x323 nat. / lux	6	1635x3230	Cavalletto container legno A - frame Container Rack pallet wood A - frame	36	184,32	76	180	€ 235,00
163.5x323 nat. / lux	6	1635x3230	Cavalletto container metallo A - frame Container Rack pallet metal A - frame	36	184,32	76	180	€ 400,00
163.5x323 nat. / lux	6	1635x3230	Legaccio Bundle	27	138,24	76	60	€ 180,00

* I cavalletti per carico su container prevedono 18 lastre in 12 mm anziché 22 e 10 lastre in 20 mm anziché 12.

* A Frame for container loading contains 18 slabs in 12 mm thickness and not 22, 10 slabs in 20 mm thickness and not 12.

ABK garantisce una superficie utile pari a 1635x3230 mm, la fatturazione invece è calcolata sulla base del formato 1600x3200 mm. Su richiesta, le lastre in 6 e 12 mm di ABK possono essere rinforzate strutturalmente con una stuoia in fibra di vetro applicata sul retro con apposito collante. L'applicazione della stuoia prevede una maggiorazione di € 9,00 al mq sul prezzo netto della lastra.

ABK guarantees a useful surface area of 1635x3230 mm whereas billing is calculated on the basis of a 1600x3200 mm size. On request, the 6 and 12 mm slabs from ABK can be reinforced with fiberglass matting applied to the rear surface using a special adhesive. The fiberglass matting application involves a 9,00 € per sqm increase on the slab's net price.

DECOR & WALL

F.to nominale Nominal size	Finitura Finish	F.to reale (mm) Work size (mm)	Imballo Packing	Pz/Scat. Pcs/Box	Mq/Scat. Sqm/Box	Kg/Scat. Kg/Box	Scat./Imb. Box/Packing	Pz Totali Pcs Total	Mq totali Sqm total	Kg Imb. Kg Packing	Kg Totali Kg Total	Prezzo Imb. Packing price	
60x120 24"x48"	rett.	7	596x1194	pallet	2	1,44	20,20	35	70	50,40	20	727	-
60x120 (do up 24"x48" STREET)	rett.	7	596x1194	pallet	2	1,44	24,50	30	60	43,20	20	755	-
60x120 (wide&style mini tinte unite) 24"x48"	rett.	7	596x1194	pallet	2	1,44	19,50	40	80	57,60	20	800	-
60x120 (wide&style mini dec. gres porcellanato) 24"x48"	rett.	7	596x1194	pallet	2	1,44	25,00	32	64	46,08	20	820	-
30x120 12"x48"	rett.	7	297x1194	pallet	4	1,44	20,20	42	168	60,48	20	868	-
40x120 16"x48"	rett.	6	400x1194	pallet	4	1,92	22,50	24	96	46,08	20	560	-
40x120 strutturato 16"x48"	rett.	6	400x1194	pallet	3	1,44	18,50	24	72	34,56	20	464	-
20x20 play 8"x8"	nat.	8,5	-	pallet	26	1,04	19,00	36	936	37,44	20	704	-
7,5x30 (do up touch) 3"x12"	rett.	7	-	pallet	20	0,45	7,20	-	-	-	-	-	-
7,5x30 (crossroad 2,8"x11,2" brick)	nat.	8	-	pallet	22	0,50	7,29	96	2112	48,00	20	720	-

L'unità minima di vendita per tutti gli articoli (fondi, decori e pezzi speciali) è la scatola completa. I dati relativi agli imballi sono aggiornati al momento della stampa del catalogo e pertanto possono subire variazioni nel corso del tempo. Pezzi speciali e decori per effetto delle lavorazioni, possono presentare variazioni di tonalità.

The minimum sales quantity for all items (plain tiles, decorations and special trims) is one full box. Data referring to packaging have been update at time of printing; the actual data may be slightly different. Due to working process special trims and decors, may show variation in tonality.

Le caratteristiche di superficie e le tonalità dei prodotti ceramici illustrati in questo catalogo sono da ritenersi puramente indicative. Optical features and color shades of ceramic materials illustrated in this catalogue are to be regarded as mere indications.



Index

CONCRETE

BLEND
GHOST
LAB325
CROSSROAD CHALK
DOWNTOWN
DOCKS

SOLID COLOURS

CHROME

METAL

INTERNO 9 WIDE
INTERNO 9

STONE

ATLANTIS
NATIVE
ALPES WIDE
ALPES RAW
MONOLITH
UNIKA
RE-WORK
FOSSIL

MARBLE

SENSI SIGNORIA
SENSI GEMS
SENSI UP
SENSI
GRACE

WOOD

ECO CHIC
NEST
CROSSROAD WOOD
DOLPHIN
SOLERAS

RUSTIC

PETRAIA

OUT.20

BLEND / LAB325 / GENT
ATLANTIS / GHOST
NATIVE / UNIKA / RE-WORK
DOLPHIN / SOLERAS / ECO CHIC

OUT.30

LAB325 / TRENTO

DECOR

WIDE&STYLE MINI
PLAY
CROSSROAD BRICK

WALL

DO UP
DO UP TOUCH

SOLUTIONS

LEVEL
FACTORY

HARDKOLL

COLLANTI E SIGILLANTI

TECH

INFORMAZIONI TECNICHE



Marketing ABK Group
Direfarecreare.it

Brand of ABK Group Industrie Ceramiche s.p.a. - via S.Lorenzo N.24/a - 41034 Finale Emilia - Modena Italy
tel. 0535 761311 - fax 0535 761320/92800/761351

www.abk.it
#abkemozioni